

70-411 Microsoft EnsurePass MCSA Certification Exam

Number: 70-411
Passing Score: 800
Time Limit: 120 min
File Version: 13.14

ExamCollection
free practice exam collection

Dear Reader

This is the most recent dump founded over the internet.

Please validated if is still valid.

GOOD LUCK

Exam A

QUESTION 1

Your network contains an Active Directory domain named contoso.com. The domain contains a server named Server1 that runs Windows Server 2012 R2.

Server1 has the following role services installed:

- DirectAccess and VPN (RRAS)
- Network Policy Server

Remote users have client computers that run either Windows XP, Windows 7, or Windows 8.

You need to ensure that only the client computers that run Windows 7 or Windows 8 can establish VPN connections to Server1.

What should you configure on Server1?

- A. A condition of a Network Policy Server (NPS) network policy
- B. A constraint of a Network Policy Server (NPS) network policy
- C. A condition of a Network Policy Server (NPS) connection request policy
- D. A vendor-specific RADIUS attribute of a Network Policy Server (NPS) connection request policy

Correct Answer: A

Section: (none)

Explanation

Explanation/Reference:

Explanation:

If you want to configure the Operating System condition, click Operating System, and then click Add. In Operating System Properties, click Add, and then specify the operating system settings that are required to match the policy. The Operating System condition specifies the operating system (operating system version or service pack number), role (client or server), and architecture (x86, x64, or ia64) required for the computer configuration to match the policy.

QUESTION 2

You are a network administrator of an Active Directory domain named contoso.com.

You have a server named Server1 that runs Windows Server 2012 R2. Server1 has the DHCP Server server role and the Network Policy Server role service installed.

You enable Network Access Protection (NAP) on all of the DHCP scopes on Server1.

You need to create a DHCP policy that will apply to all of the NAP non-compliant DHCP clients.

Which criteria should you specify when you create the DHCP policy?

- A. The client identifier
- B. The user class
- C. The vendor class
- D. The relay agent information

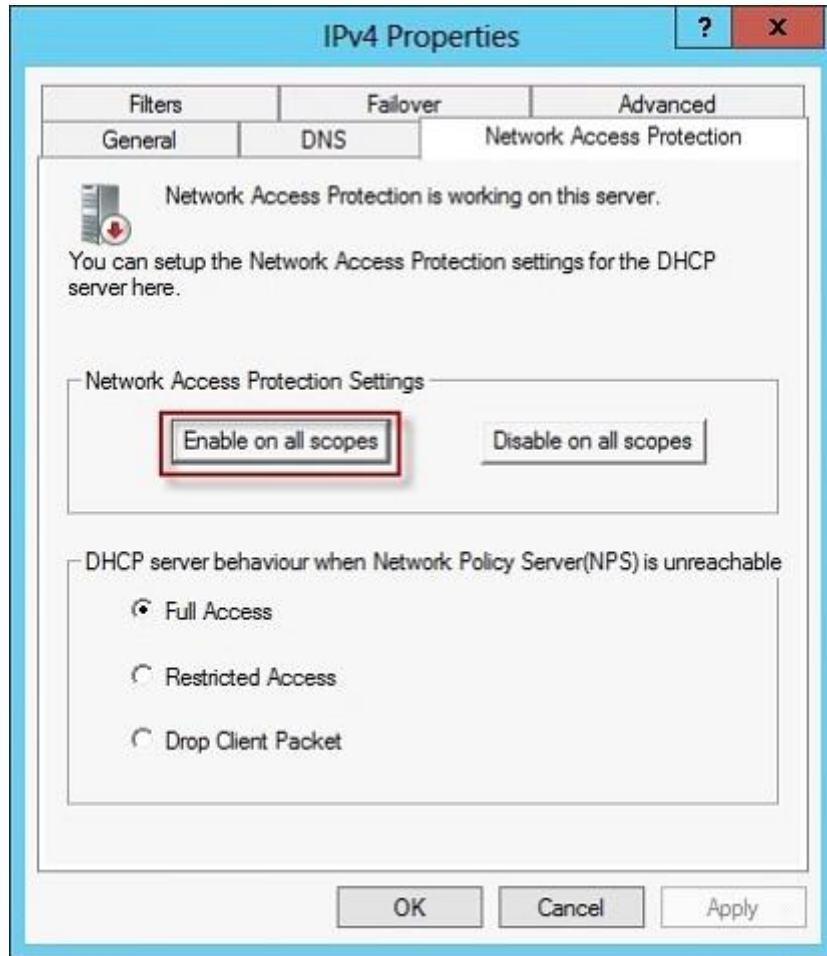
Correct Answer: B

Section: (none)

Explanation

Explanation/Reference:

Explanation:



To configure a NAP-enabled DHCP server

On the DHCP server, click Start, click Run, in Open, type `dhcpgmt. smc`, and then press ENTER.

In the DHCP console, open `<servername>\IPv4`.

Right-click the name of the DHCP scope that you will use for NAP client computers, and then click Properties.

On the Network Access Protection tab, under Network Access Protection Settings, choose Enable for this scope, verify that Use default Network Access Protection profile is selected, and then click OK.

In the DHCP console tree, under the DHCP scope that you have selected, right- click Scope Options, and then click Configure Options. On the Advanced tab, verify that Default User Class is selected next to User class.

Select the 003 Router check box, and in IP Address, under Data entry, type the IP address for the default gateway used by compliant NAP client

computers, and then click Add.

Select the 006 DNS Servers check box, and in IP Address, under Data entry, type the IP address for each router to be used by compliant NAP client computers, and then click Add.

Select the 015 DNS Domain Name check box, and in String value, under Data entry, type your organization's domain name (for example, woodgrovebank.local), and then click Apply. This domain is a full-access network assigned to compliant NAP clients.

On the Advanced tab, next to User class, choose Default Network Access Protection Class.

Select the 003 Router check box, and in IP Address, under Data entry, type the IP address for the default gateway used by noncompliant NAP client computers, and then click Add. This can be the same default gateway that is used by compliant NAP clients.

Select the 006 DNS Servers check box, and in IP Address, under Data entry, type the IP address for each DNS server to be used by noncompliant NAP client computers, and then click Add. These can be the same DNS servers used by compliant NAP clients.

Select the 015 DNS Domain Name check box, and in String value, under Data entry, type a name to identify the restricted domain (for example, restricted.woodgrovebank.local), and then click OK. This domain is a restricted-access network assigned to noncompliant NAP clients.

Click OK to close the Scope Options dialog box.

Close the DHCP console.

<http://technet.microsoft.com/en-us/library/dd296905%28v=ws.10%29.aspx>

QUESTION 3

Your network contains an Active Directory domain named contoso.com. The domain contains a server named Server1 that runs Windows Server 2012 R2 and has the Network Policy Server role service installed.

An administrator creates a RADIUS client template named Template1.

You create a RADIUS client named Client1 by using Template 1.

You need to modify the shared secret for Client1.

What should you do first?

- A. Configure the Advanced settings of Template1.
- B. Set the Shared secret setting of Template1 to Manual.
- C. Clear Enable this RADIUS client for Client1.
- D. Clear Select an existing template for Client1.

Correct Answer: D

Section: (none)

Explanation

Explanation/Reference:

Explanation:

Clear checkmark for Select an existing template in the new client wizard.

In New RADIUS Client, in Shared secret, do one of the following:

Bullet Ensure that Manual is selected, and then in Shared secret, type the strong password that is also entered on the RADIUS client. Retype the shared secret in Confirm shared secret.

New RADIUS Client

Settings Advanced

☒ Enable this RADIUS client

☒ Select an existing template:

Template1

Name and Address

Friendly name:

Client1

Address (IP or DNS):

192.168.1.1 Verify...

Shared Secret

Select an existing Shared Secrets template:

None

To manually type a shared secret, click Manual. To automatically generate a shared secret, click Generate. You must configure the RADIUS client with the same shared secret entered here. Shared secrets are case-sensitive.

☒ Manual ☐ Generate

Shared secret:

...

Confirm shared secret:

...

OK Cancel

New RADIUS Client

Settings Advanced

☒ Enable this RADIUS client

☐ Select an existing template:

Template1

Name and Address

Friendly name:

Client1

Address (IP or DNS):

192.168.1.1 Verify...

Shared Secret

Select an existing Shared Secrets template :

None

None

123

To manually type a shared secret, click Manual. To automatically generate a shared secret, click Generate. You must configure the RADIUS client with the same shared secret entered here. Shared secrets are case-sensitive.

☒ Manual ☐ Generate

Shared secret:

...

Confirm shared secret:

...

OK Cancel

QUESTION 4

Your network contains an Active Directory domain named contoso.com. All servers run Windows Server 2012 R2.

The domain contains a server named Server1 that has the Network Policy Server server role and the Remote Access server role installed. The domain contains a server named Server2 that is configured as a RADIUS server.

Server1 provides VPN access to external users.

You need to ensure that all of the VPN connections to Server1 are logged to the RADIUS server on Server2.

What should you run?

- A. Add-RemoteAccessRadius -ServerNameServer1 -AccountingOnOffMsg Enabled - SharedSecret "Secret" -Purpose Accounting
- B. Set-RemoteAccessAccounting -AccountingOnOffMsg Enabled -AccountingOnOffMsg Enabled
- C. Add-RemoteAccessRadius -ServerName Server2 -AccountingOnOffMsg Enabled - SharedSecret "Secret" -Purpose Accounting
- D. Set-RemoteAccessAccounting -EnableAccountingType Inbox -AccountingOnOffMsg Enabled

Correct Answer: C

Section: (none)

Explanation

Explanation/Reference:

Explanation:

Add-RemoteAccessRadius

Adds a new external RADIUS server for VPN authentication, accounting for DirectAccess (DA) and VPN, or one-time password (OTP) authentication for DA.

AccountingOnOffMsg<String>

Indicates the enabled state for sending of accounting on or off messages. The acceptable values for this parameter are:

Enabled.

Disabled. This is the default value.

This parameter is applicable only when the RADIUS server is being added for Remote Access accounting.

QUESTION 5

Your network contains four Network Policy Server (NPS) servers named Server1, Server2, Servers, and Server4.

Server1 is configured as a RADIUS proxy that forwards connection requests to a remote RADIUS server group named Group1.

You need to ensure that Server2 and Server3 receive connection requests. Server4 must only receive connection requests if both Server2 and Server3 are unavailable.

How should you configure Group1?

- A. Change the Weight of Server4 to 10.
- B. Change the Weight of Server2 and Server3 to 10.

- C. Change the Priority of Server2 and Server3 to 10.
- D. Change the Priority of Server4 to 10.

Correct Answer: D

Section: (none)

Explanation

Explanation/Reference:

Explanation:

During the NPS proxy configuration process, you can create remote RADIUS server groups and then add RADIUS servers to each group. To configure load balancing, you must have more than one RADIUS server per remote RADIUS server group. While adding group members, or after creating a RADIUS server as a group member, you can access the Add RADIUS server dialog box to configure the following items on the Load Balancing tab:

Priority. Priority specifies the order of importance of the RADIUS server to the NPS proxy server. Priority level must be assigned a value that is an integer, such as 1, 2, or 3. The lower the number, the higher priority the NPS proxy gives to the RADIUS server. For example, if the RADIUS server is assigned the highest priority of 1, the NPS proxy sends connection requests to the RADIUS server first; if servers with priority 1 are not available, NPS then sends connection requests to RADIUS servers with priority 2, and so on. You can assign the same priority to multiple RADIUS servers, and then use the Weight setting to load balance between them.

Weight. NPS uses this Weight setting to determine how many connection requests to send to each group member when the group members have the same priority level. Weight setting must be assigned a value between 1 and 100, and the value represents a percentage of 100 percent. For example, if the remote RADIUS server group contains two members that both have a priority level of 1 and a weight rating of 50, the NPS proxy forwards 50 percent of the connection requests to each RADIUS server.

Advanced settings. These failover settings provide a way for NPS to determine whether the remote RADIUS server is unavailable. If NPS determines that a RADIUS server is unavailable, it can start sending connection requests to other group members. With these settings you can configure the number of seconds that the NPS proxy waits for a response from the RADIUS server before it considers the request dropped; the maximum number of dropped requests before the NPS proxy identifies the RADIUS server as unavailable; and the number of seconds that can elapse between requests before the NPS proxy identifies the RADIUS server as unavailable.

The default priority is 1 and can be changed from 1 to 65535. So changing server 2 and 3 to priority 10 is not the way to go.

Edit RADIUS Server

Address Authentication/Accounting **Load Balancing**

The priority of ranking indicates the status of a server. A primary server has a priority of 1.

Weight is used to calculate how often request are sent to a specific server in a group of servers that have the same priority.

Priority: Weight:

Advanced settings

Number of seconds without response before request is considered dropped:

Maximum number of dropped requests before server is identified as unavailable:

Number of seconds between requests when server is identified as unavailable:

OK Cancel Apply

[http://technet.microsoft.com/en-us/library/dd197433\(WS.10\).aspx](http://technet.microsoft.com/en-us/library/dd197433(WS.10).aspx)

QUESTION 6

Your network contains an Active Directory domain named adatum.com.

A network administrator creates a Group Policy central store.

After the central store is created, you discover that when you create new Group Policy objects (GPOs), the GPOs do not contain any Administrative Templates.

You need to ensure that the Administrative Templates appear in new GPOs.

What should you do?

- A. Add your user account to the Group Policy Creator Owners group.
- B. Configure all domain controllers as global catalog servers.
- C. Copy files from %Windir%\Policydefinitions to the central store.
- D. Modify the Delegation settings of the new GPOs.

Correct Answer: C

Section: (none)

Explanation

Explanation/Reference:

Explanation:

To take advantage of the benefits of .admx files, you must create a Central Store in the SYSVOL folder on a domain controller. The Central Store is a file location that is checked by the Group Policy tools. The Group Policy tools use any .admx files that are in the Central Store. The files that are in the Central Store are later replicated to all domain controllers in the domain.

QUESTION 7

Your network contains an Active Directory domain named contoso.com. All domain controllers run Windows Server 2012 R2. The domain contains 500 client computers that run Windows 8 Enterprise.

You implement a Group Policy central store.

You have an application named App1. App1 requires that a custom registry setting be deployed to all of the computers.

You need to deploy the custom registry setting. The solution must minimize administrator effort.

What should you configure in a Group Policy object (GPO)?

- A. The Software Installation settings
- B. The Administrative Templates
- C. An application control policy
- D. The Group Policy preferences

Correct Answer: D

Section: (none)

Explanation

Explanation/Reference:

Explanation:

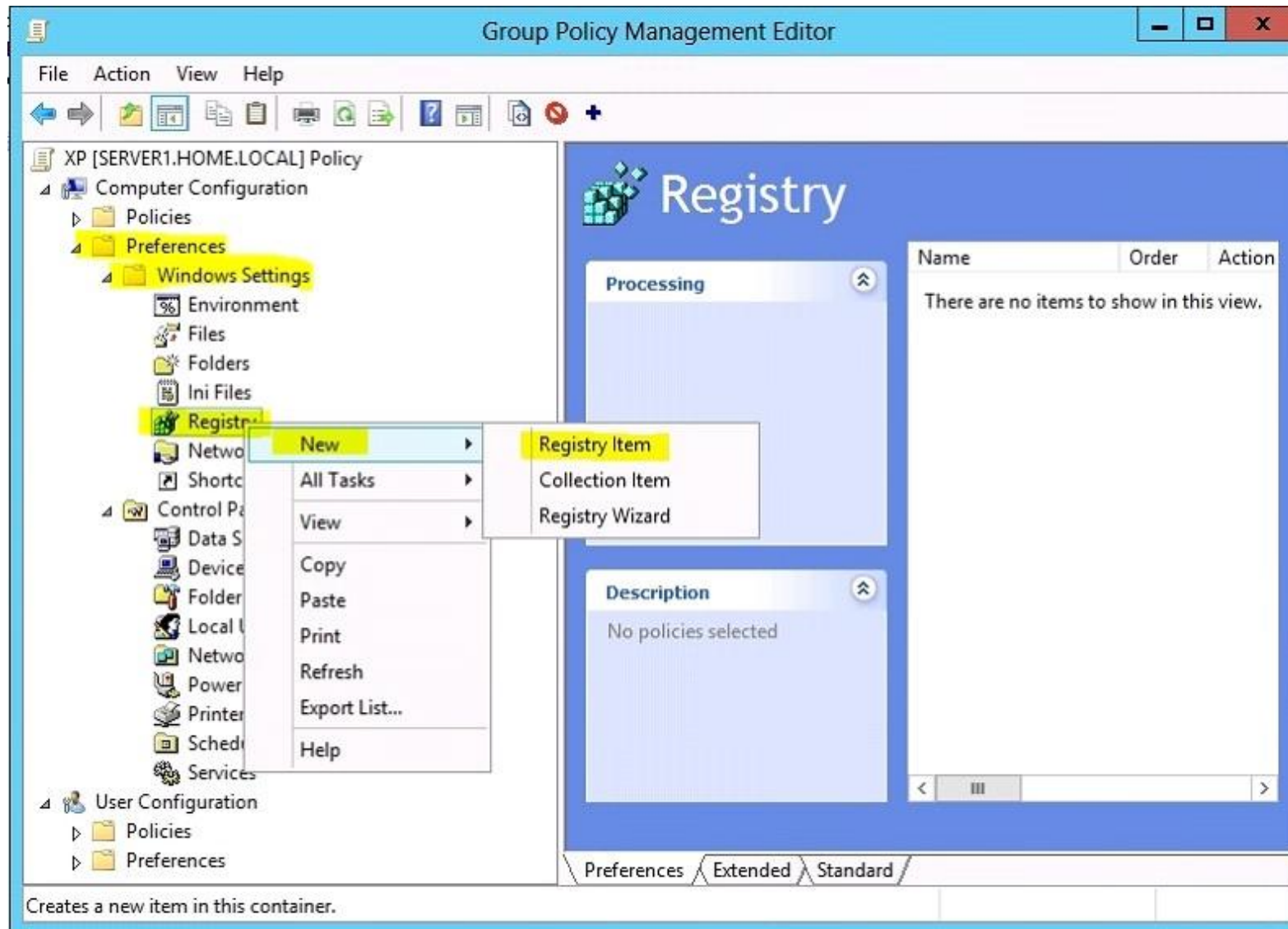
Open the Group Policy Management Console. Right-click the Group Policy object (GPO) that should contain the new preference item, and then click Edit. In the console tree under Computer Configuration or User Configuration, expand the Preferences folder, and then expand the Windows Settings folder. Right-click the Registry node, point to New, and select Registry Item .

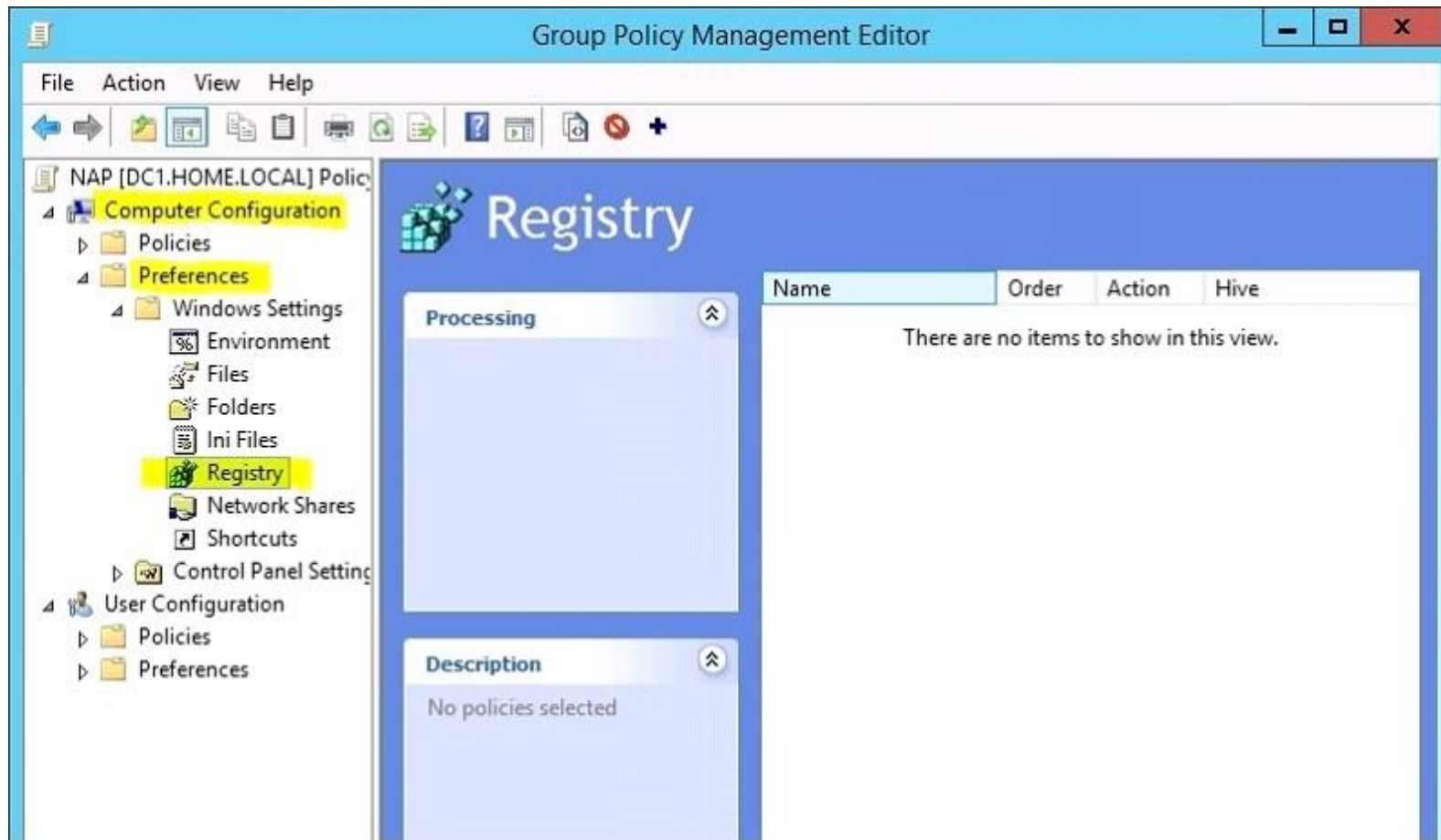
Group Policy preferences provide the means to simplify deployment and standardize configurations. They add to Group Policy a centralized system for deploying preferences (that is, settings that users can change later).

You can also use Group Policy preferences to configure applications that are not Group Policy-aware. By using Group Policy preferences, you can change or delete almost any registry setting, file or folder, shortcut, and more. You are not limited by the contents of Administrative Template files. The Group Policy Management Editor (GPME) includes Group Policy preferences.

<http://technet.microsoft.com/en-us/library/gg699429.aspx>

<http://www.unidesk.com/blog/gpos-set-custom-registry-entries-virtual-desktops-disabling-machine-password>



**QUESTION 8**

Your network contains two Active Directory forests named contoso.com and dev.contoso.com. The contoso.com forest contains a domain controller named DC1. The dev.contoso.com forest contains a domain controller named DC2. Each domain contains an organizational unit (OU) named OU1.

Dev.contoso.com has a Group Policy object (GPO) named GPO1. GPO1 contains 200 settings, including several settings that have network paths. GPO1 is linked to OU1.

You need to copy GPO1 from dev.contoso.com to contoso.com.

What should you do first on DC2?

- A. From the Group Policy Management console, right-click GPO1 and select Copy.
- B. Run the mtedit.exe command and specify the /Domain:contoso.com /DC: DC 1 parameter.
- C. Run the Save-NetGpocmdlet.
- D. Run the Backup-Gpocmdlet.

Correct Answer: A

Section: (none)

Explanation

Explanation/Reference:

Explanation:

To copy a Group Policy object:

In the GPMC console tree, right-click the GPO that you want to copy, and then click Copy. To create a copy of the GPO in the same domain as the source GPO, right-click Group Policy objects, click Paste, specify permissions for the new GPO in the Copy GPO box, and then click OK .

For copy operations to another domain, you may need to specify a migration table.

The Migration Table Editor (MTE) is provided with Group Policy Management Console (GPMC) to facilitate the editing of migration tables. Migration tables are used for copying or importing Group Policy objects (GPOs) from one domain to another, in cases where the GPOs include domain-specific information that must be updated during copy or import. Source WS2008R2: Backup the existing GPOs from the GPMC, you need to ensure that the "Group Policy Objects" container is selected for the "Backup Up All" option to be available.

Copy a Group Policy Object with the Group Policy Management Console (GPMC) You can copy a Group Policy object (GPO) either by using the drag-and-drop method or right-click method.

Applies To: Windows 8, Windows Server 2008 R2, Windows Server 2012

[http://technet.microsoft.com/en-us/library/cc785343\(v=WS.10\).aspx](http://technet.microsoft.com/en-us/library/cc785343(v=WS.10).aspx)

<http://technet.microsoft.com/en-us/library/cc733107.aspx>

QUESTION 9

Your network contains an Active Directory domain named contoso.com. All servers run Windows Server 2012 R2.

Client computers run either Windows 7 or Windows 8. All of the client computers have an application named App1 installed.

The domain contains a Group Policy object (GPO) named GPO1 that is applied to all of the client computers.

You need to add a system variable named App1Data to all of the client computers.

Which Group Policy preference should you configure?

- A. Environment
- B. Ini Files
- C. Data Sources

D. Services

Correct Answer: A

Section: (none)

Explanation

Explanation/Reference:

Explanation:

Environment Variable preference items allow you to create, update, replace, and delete user and system environment variables or semicolon-delimited segments of the PATH variable. Before you create an Environment Variable preference item, you should review the behavior of each type of action possible with this extension.

QUESTION 10

Your network contains an Active Directory domain named contoso.com.

All user accounts reside in an organizational unit (OU) named OU1.

You create a Group Policy object (GPO) named GPO1. You link GPO1 to OU1. You configure the Group Policy preference of GPO1 to add a shortcut named Link1 to the desktop of each user.

You discover that when a user deletes Link1, the shortcut is removed permanently from the desktop.

You need to ensure that if a user deletes Link1, the shortcut is added to the desktop again.

What should you do?

- A. Enforce GPO1.
- B. Modify the Link1 shortcut preference of GPO1.
- C. Enable loopback processing in GPO1.
- D. Modify the Security Filtering settings of GPO1.

Correct Answer: B

Section: (none)

Explanation

Explanation/Reference:

Explanation:

Replace Delete and recreate a shortcut for computers or users. The net result of the Replace action is to overwrite the existing shortcut. If the shortcut does not exist, then the Replace action creates a new shortcut.

This type of preference item provides a choice of four actions: Create, Replace, Update, and Delete. The behavior of the preference item varies with the action selected and whether the shortcut already exists.

Create	Create a new shortcut for computers or users.
Delete	Remove a shortcut for computers or users.
Replace	Delete and recreate a shortcut for computers or users. The net result of the Replace action is to overwrite the existing shortcut. If the shortcut does not exist, then the Replace action creates a new shortcut.
Update	Modify settings of an existing shortcut for computers or users. This action differs from Replace in that it only updates shortcut settings defined within the preference item. All other settings remain as configured in the shortcut. If the shortcut does not exist, then the Update action creates a new shortcut.

<http://technet.microsoft.com/en-us/library/cc753580.aspx>
<http://technet.microsoft.com/en-us/library/cc753580.aspx>

QUESTION 11

You manage a server that runs Windows Server 2012 R2. The server has the Windows Deployment Services server role installed.

You have a desktop computer that has the following configuration:

Computer name: Computer1
 Operating system: Windows 8
 MAC address: 20-CF-30-65-D0-87
 GUID: 979708BF-C04B-4525-9FE0-C4150BB6C618

You need to configure a pre-staged device for Computer1 in the Windows Deployment Services console.

Which two values should you assign to the device ID? (Each correct answer presents a complete solution. Choose two.)

- A. 20CF3065D08700000000000000000000
- B. 979708BFC04B45259FE0C4150BB6C618
- C. 979708BF-C04B-452S-9FE0-C4150BB6C618
- D. 00000000000000000000000020CF306SD087
- E. 00000000-0000-0000-0000-C41S0BB6C618

Correct Answer: CD

Section: (none)

Explanation

Explanation/Reference:

Explanation:

In the text box, type the client computer's MAC address preceded with twenty zeros or the globally unique identifier (GUID) in the format: {XXXXXXXX-

XXXX-XXXX-XXX- XXXXXXXXXXXXX}.

* To add or remove pre-staged client to/from AD DS, specify the name of the computer or the device ID, which is a GUID, media access control (MAC) address, or Dynamic Host Configuration Protocol (DHCP) identifier associated with the computer.

* Example: Remove a device by using its ID from a specified domain This command removes the pre-staged device that has the specified ID. The cmdlet searches the domain named TSQA.contoso.com for the device.

Windows PowerShell

```
PS C:\> Remove-WdsClient -DeviceID "5a7a1def-2e1f-4a7b-a792-ae5275b6ef92" -Domain -DomainName "TSQA.contoso.com"
```

QUESTION 12

You have Windows Server 2012 R2 installation media that contains a file named Install.wim. You need to identify the permissions of the mounted images in Install.wim. What should you do?

- A. Run dism.exe and specify the /get-mountedwiminfo parameter.
- B. Run imagex.exe and specify the /verify parameter.
- C. Run imagex.exe and specify the /ref parameter.
- D. Run dism.exe and specify the /get-imageinfo parameter.

Correct Answer: A

Section: (none)

Explanation

Explanation/Reference:

Explanation:

/Get-MountedWimInfo Lists the images that are currently mounted and information about the mounted image such as read/write permissions, mount location, mounted file path, and mounted image index.

[http://technet.microsoft.com/en-us/library/cc749447\(v=ws.10\).aspx](http://technet.microsoft.com/en-us/library/cc749447(v=ws.10).aspx)

[http://technet.microsoft.com/en-us/library/dd744382\(v=ws.10\).aspx](http://technet.microsoft.com/en-us/library/dd744382(v=ws.10).aspx)

<http://technet.microsoft.com/en-us/library/hh825224.aspx>

QUESTION 13

You have a server named Server1 that runs Windows Server 2012 R2. You create a Data Collector Set (DCS) named DCS1.

You need to configure DCS1 to log data to D:\logs.

What should you do?

- A. Right-click DCS1 and click Properties.
- B. Right-click DCS1 and click Export list. . .
- C. Right-click DCS1 and click Data Manager. . .

D. Right-click DCS1 and click Save template. . .

Correct Answer: A

Section: (none)

Explanation

Explanation/Reference:

Explanation:

The Root Directory will contain data collected by the Data Collector Set. Change this setting if you want to store your Data Collector Set data in a different location than the default. Browse to and select the directory, or type the directory name.

To view or modify the properties of a Data Collector Set after it has been created, you can:

* Select the Open properties for this data collector set check box at the end of the Data Collector Set Creation Wizard.

* Right-click the name of a Data Collector Set, either in the MMC scope tree or in the console window, and click Properties in the context menu.

Directory tab:

In addition to defining a root directory for storing Data Collector Set data, you can specify a single Subdirectory or create a Subdirectory name format by clicking the arrow to the right of the text entry field.

QUESTION 14

Your network contains an Active Directory domain named adatum.com. The domain contains a member server named Server1 and 10 web servers. All of the web servers are in an organizational unit (OU) named WebServers_OU. All of the servers run Windows Server 2012 R2.

On Server1, you need to collect the error events from all of the web servers. The solution must ensure that when new web servers are added to WebServers_OU, their error events are collected automatically on Server1.

What should you do?

- A. On Server1, create a source computer initiated subscription. From a Group Policy object (GPO), configure the Configure target Subscription Manager setting.
- B. On Server1, create a source computer initiated subscription. From a Group Policy object (GPO), configure the Configure forwarder resource usage setting.
- C. On Server1, create a collector initiated subscription. From a Group Policy object (GPO), configure the Configure forwarder resource usage setting.
- D. On Server1, create a collector initiated subscription. From a Group Policy object (GPO), configure the Configure target Subscription Manager setting.

Correct Answer: A

Section: (none)

Explanation

Explanation/Reference:

Explanation:

Source-initiated subscriptions allow you to define a subscription on an event collector computer without defining the event source computers, and then multiple remote event source computers can be set up (using a group policy setting) to forward events to the event collector computer. This differs from

a collector initiated subscription because in the collector initiated subscription model, the event collector must define all the event sources in the event subscription.

1. Run the following command from an elevated privilege command prompt on the Windows Server domain controller to configure Windows Remote Management: `winrm qc - q`
2. Start group policy by running the following command: `%SYSTEMROOT%\System32\gpedit. msc`
3. Under the Computer Configuration node, expand the Administrative Templates node, then expand the Windows Components node, then select the Event Forwarding node.
4. Right-click the SubscriptionManager setting, and select Properties. Enable the SubscriptionManager setting, and click the Show button to add a server address to the setting. Add at least one setting that specifies the event collector computer. The SubscriptionManager Properties window contains an Explain tab that describes the syntax for the setting.
5. After the SubscriptionManager setting has been added, run the following command to ensure the policy is applied: `gpupdate /force`.

If you want to configure a source computer-initiated subscription, you need to configure the following group policies on the computers that will act as the event forwarders:

- * (A) Configure Target Subscription Manager This policy enables you to set the location of the collector computer.

QUESTION 15

Your network contains a Hyper-V host named Hyperv1. Hyperv1 runs Windows Server 2012 R2.

Hyperv1 hosts four virtual machines named VM1, VM2, VM3, and VM4. All of the virtual machines run Windows Server 2008 R2.

You need to view the amount of memory resources and processor resources that VM4 currently uses.

Which tool should you use on Hyperv1?

- A. Windows System Resource Manager (WSRM)
- B. Task Manager
- C. Hyper-V Manager
- D. Resource Monitor

Correct Answer: C

Section: (none)

Explanation

Explanation/Reference:

Explanation:

Hyper-V Performance Monitoring Tool

Know which resource is consuming more CPU. Find out if CPUs are running at full capacity or if they are being underutilized. Metrics tracked include

Total CPU utilization, Guest CPU utilization, Hypervisor CPU utilization, idle CPU utilization, etc. WSRM is deprecated starting with Windows Server 2012

QUESTION 16

Your network contains an Active Directory domain named contoso.com. The domain contains a member server named Server1. Server1 runs Windows Server 2012 R2 and has the Hyper-V server role installed.

Server1 hosts 10 virtual machines. A virtual machine named VM1 runs Windows Server 2012 R2 and hosts a processor-intensive application named App1.

Users report that App1 responds more slowly than expected.

You need to monitor the processor usage on VM1 to identify whether changes must be made to the hardware settings of VM1.

Which performance object should you monitor on Server1?

- A. Processor
- B. Hyper-V Hypervisor Virtual Processor
- C. Hyper-V Hypervisor Logical Processor
- D. Hyper-V Hypervisor Root Virtual Processor
- E. Process

Correct Answer: C

Section: (none)

Explanation

Explanation/Reference:

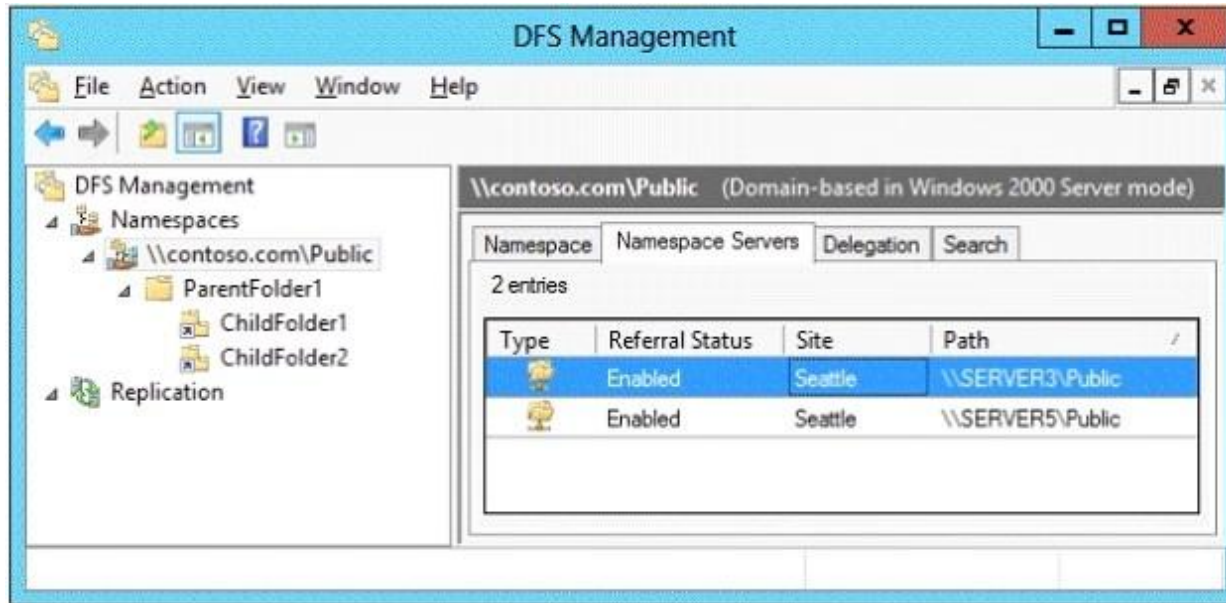
Explanation:

In the simplest way of thinking the virtual processor time is cycled across the available logical processors in a round-robin type of fashion. Thus all the processing power gets used over time, and technically nothing ever sits idle. To accurately measure the processor utilization of a guest operating system, use the "\Hyper-V Hypervisor Logical Processor(Total)\% Total Run Time" performance monitor counter on the Hyper-V host operating system.

QUESTION 17

Your network contains an Active Directory domain named contoso.com. All servers run Windows Server 2012 R2. The functional level of both the domain and the forest is Windows Server 2008 R2.

The domain contains a domain-based Distributed File System (DFS) namespace that is configured as shown in the exhibit. (Click the Exhibit button.)



You need to enable access-based enumeration on the DFS namespace.

What should you do first?

- A. Raise the domain functional level.
- B. Raise the forest functional level.
- C. Install the File Server Resource Manager role service on Server3 and Server5.
- D. Delete and recreate the namespace.

Correct Answer: D

Section: (none)

Explanation

Explanation/Reference:

Explanation:

Access-based enumeration is only supported on a Domain-based Namespace in Windows Server 2008 Mode. This type of Namespace requires a minimum Windows Server 2003 forest functional level and a minimum Windows Server 2008 domain functional level.

The exhibit indicates that the current namespace is a Domain-based Namespace in Windows Server 2000 Mode. To migrate a domain-based namespace from Windows 2000 Server mode to Windows Server 2008 mode, you must export the namespace to a file, delete the namespace, recreate it in Windows Server 2008 mode, and then import the namespace settings.

<http://msdn.microsoft.com/en-us/library/cc770287.aspx>
<http://msdn.microsoft.com/en-us/library/cc753875.aspx>

QUESTION 18

Your network contains an Active Directory domain named contoso.com. The domain contains a server named Server1 that runs Windows Server 2012 R2.

A local account named Admin1 is a member of the Administrators group on Server1.

You need to generate an audit event whenever Admin1 is denied access to a file or folder.

What should you run?

- A. auditpol.exe /set /userradmin1 /failure: enable
- B. auditpol.exe /set /user: admin1 /category: "detailed tracking" /failure: enable
- C. auditpol.exe /resourcesacl /set /type: file /user: admin1 /failure
- D. auditpol.exe /resourcesacl /set /type: key /user: admin1 /failure /access: ga

Correct Answer: C

Section: (none)

Explanation

Explanation/Reference:

Explanation:

<http://technet.microsoft.com/en-us/library/ff625687.aspx>

To set a global resource SACL to audit successful and failed attempts by a user to perform generic read and write functions on files or folders:

auditpol /resourceSACL /set /type: File /user: MYDOMAINmyuser /success /failure /access:

FRFW

<http://technet.microsoft.com/en-us/library/ff625687%28v=ws.10%29.aspx>

Syntax

auditpol /resourceSACL

[/set /type: <resource> [/success] [/failure] /user: <user> [/access: <access flags>]] [/remove /type: <resource> /user: <user> [/type: <resource>]] [/clear
[/type: <resource>]]

[/view [/user: <user>] [/type: <resource>]]

<http://technet.microsoft.com/en-us/library/ff625687%28v=ws.10%29.aspx>

<http://technet.microsoft.com/en-us/library/ff625687%28v=ws.10%29.aspx>

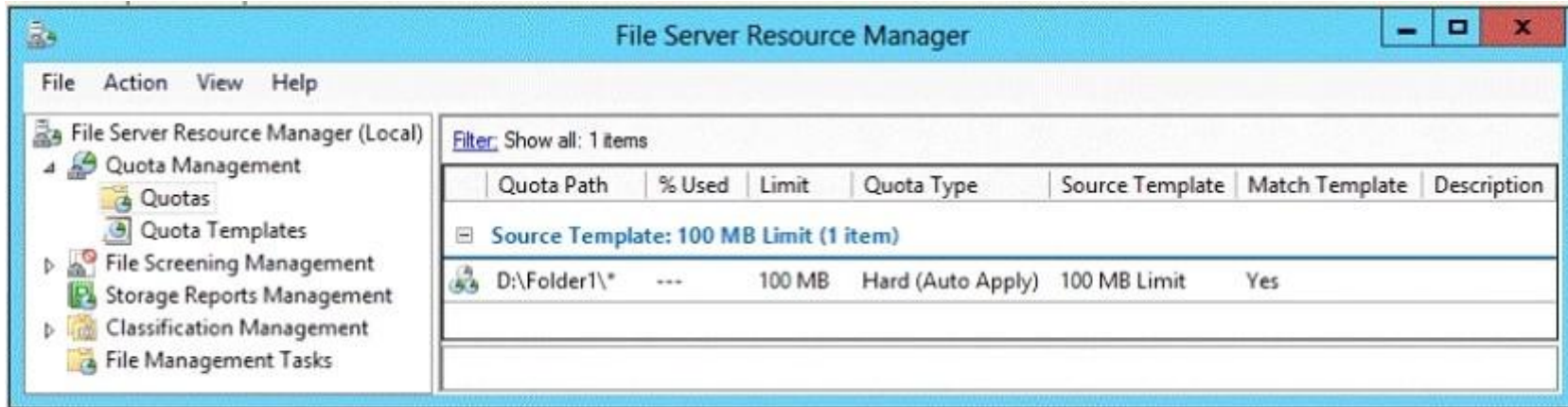
<http://technet.microsoft.com/en-us/library/ff625687.aspx>

<http://technet.microsoft.com/en-us/library/ff625687%28v=ws.10%29.aspx>

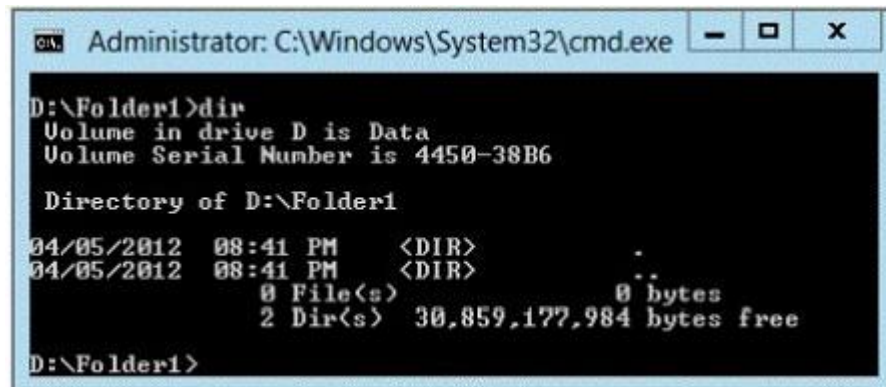
QUESTION 19

You have a server named Server1 that runs Windows Server 2012 R2.

An administrator creates a quota as shown in the Quota exhibit. (Click the Exhibit button.)



You run the dir command as shown in the Dir exhibit. (Click the Exhibit button.)



You need to ensure that D:\Folder1 can only consume 100 MB of disk space.

What should you do?

- A. From File Server Resource Manager, create a new quota.
- B. From File Server Resource Manager, edit the existing quota.
- C. From the Services console, set the Startup Type of the Optimize drives service to Automatic.
- D. From the properties of drive D, enable quota management.

Correct Answer: A

Section: (none)

Explanation

Explanation/Reference:

Explanation:

1. In Quota Management, click the Quota Templates node.
2. In the Results pane, select the template on which you will base your new quota.
3. Right-click the template and click Create Quota from Template (or select Create Quota from Template from the Actions pane). This opens the Create Quota dialog box with the summary properties of the quota template displayed.
4. Under Quota path, type or browse to the folder that the quota will apply to.
5. Click the Create quota on path option. Note that the quota properties will apply to the entire folder.

Note

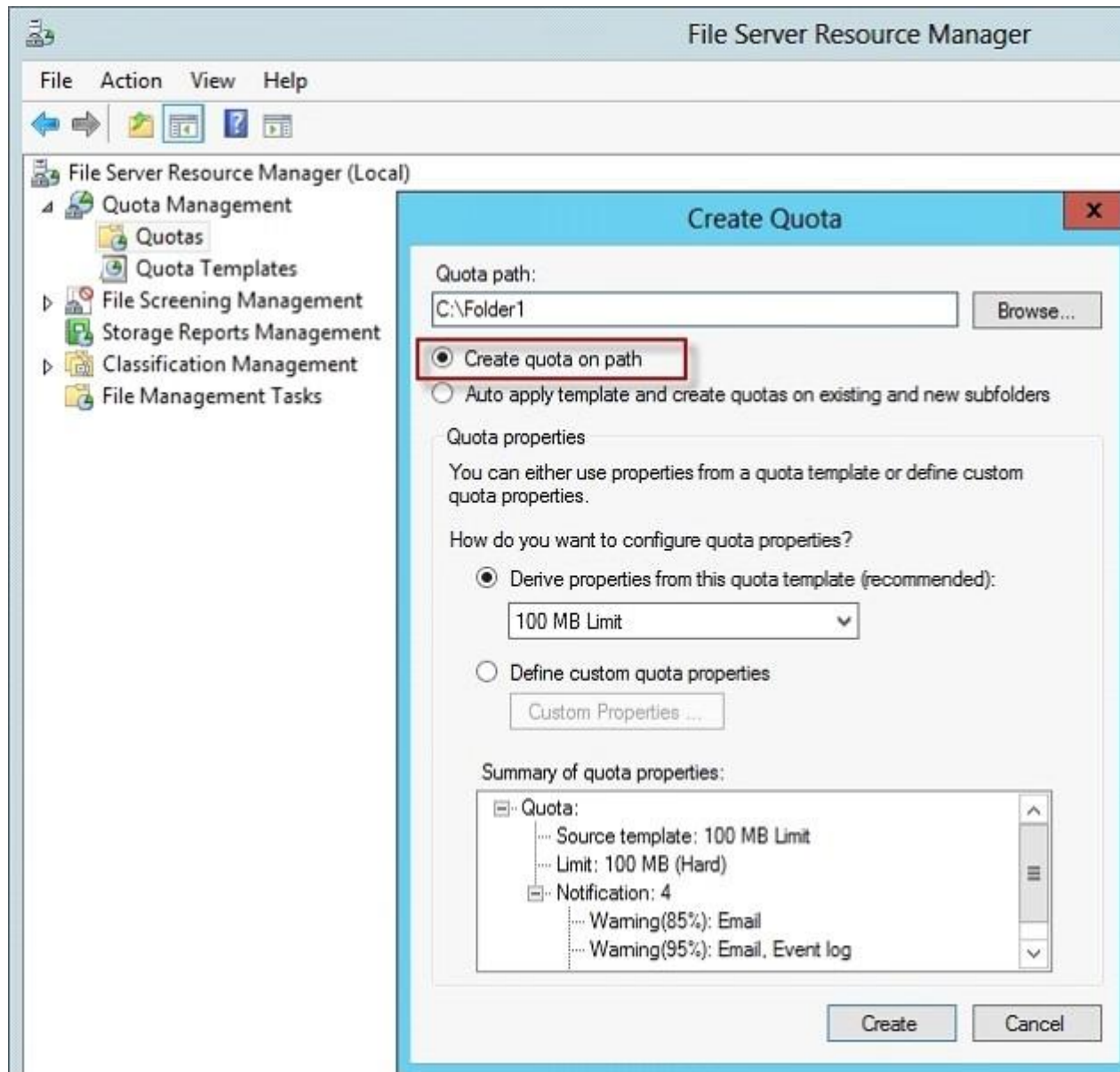
To create an auto apply quota, click the Auto apply template and create quotas on existing and new subfolders option. For more information about auto apply quotas, see Create an Auto Apply Quota.

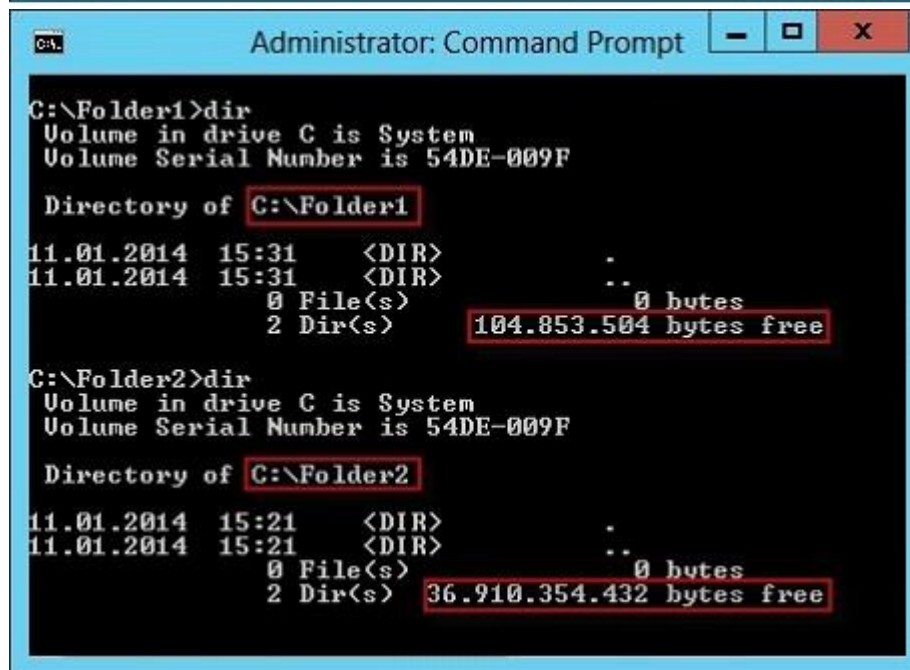
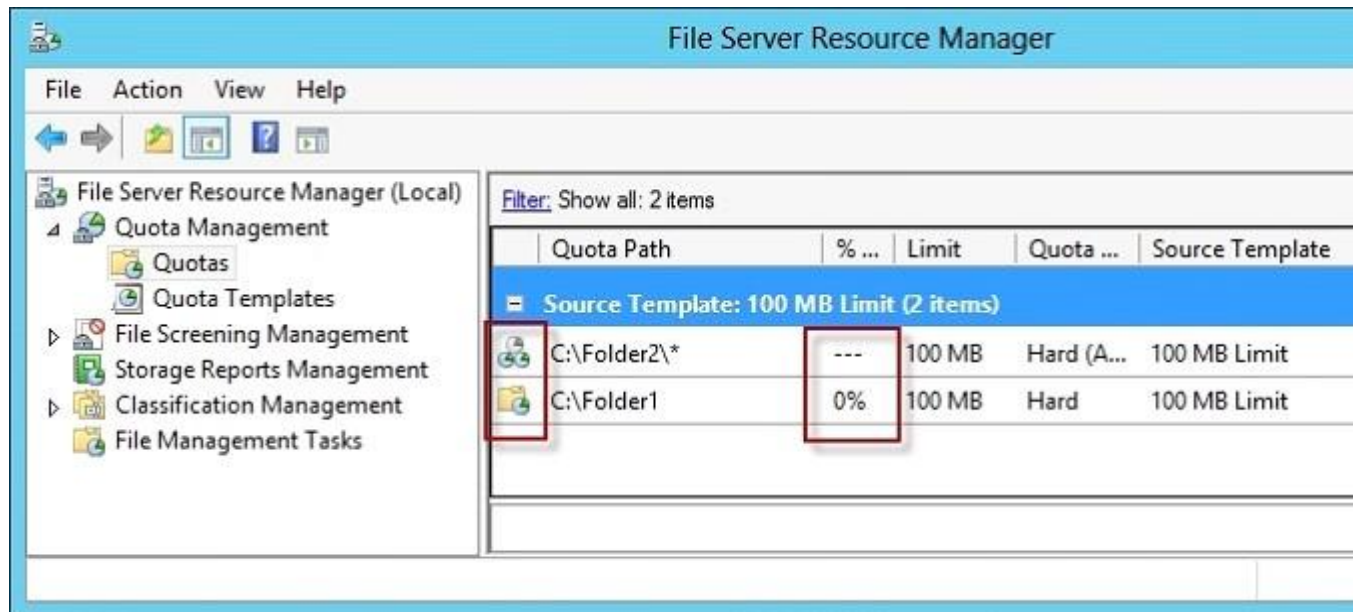
6. Under Drive properties from this quota template, the template you used in step 2 to create your new quota is preselected (or you can select another template from the list).

Note that the template's properties are displayed under Summary of quota properties.

7. Click Create.

Create a new Quota on path, without using the auto apply template and create quota on existing and new subfolders.





[http://technet.microsoft.com/en-us/library/cc755603\(v=ws.10\).aspx](http://technet.microsoft.com/en-us/library/cc755603(v=ws.10).aspx)

QUESTION 20

Your company has a main office and two branch offices. The main office is located in New York. The branch offices are located in Seattle and Chicago.

The network contains an Active Directory domain named contoso.com. An Active Directory site exists for each office. Active Directory site links exist between the main office and the branch offices. All servers run Windows Server 2012 R2.

The domain contains three file servers. The file servers are configured as shown in the following table.

Server name	Server location
NYC-SVR1	New York office
SEA-SVR1	Seattle office
CHI-SVR1	Chicago office

You implement a Distributed File System (DFS) replication group named Rep1Group.

Rep1Group is used to replicate a folder on each file server. Rep1Group uses a hub and spoke topology. NYC-SVR1 is configured as the hub server.

You need to ensure that replication can occur if NYC-SVR1 fails.

What should you do?

- A. Create an Active Directory site link bridge.
- B. Create an Active Directory site link.
- C. Modify the properties of Rep1Group.
- D. Create a connection in Rep1Group.

Correct Answer: D

Section: (none)

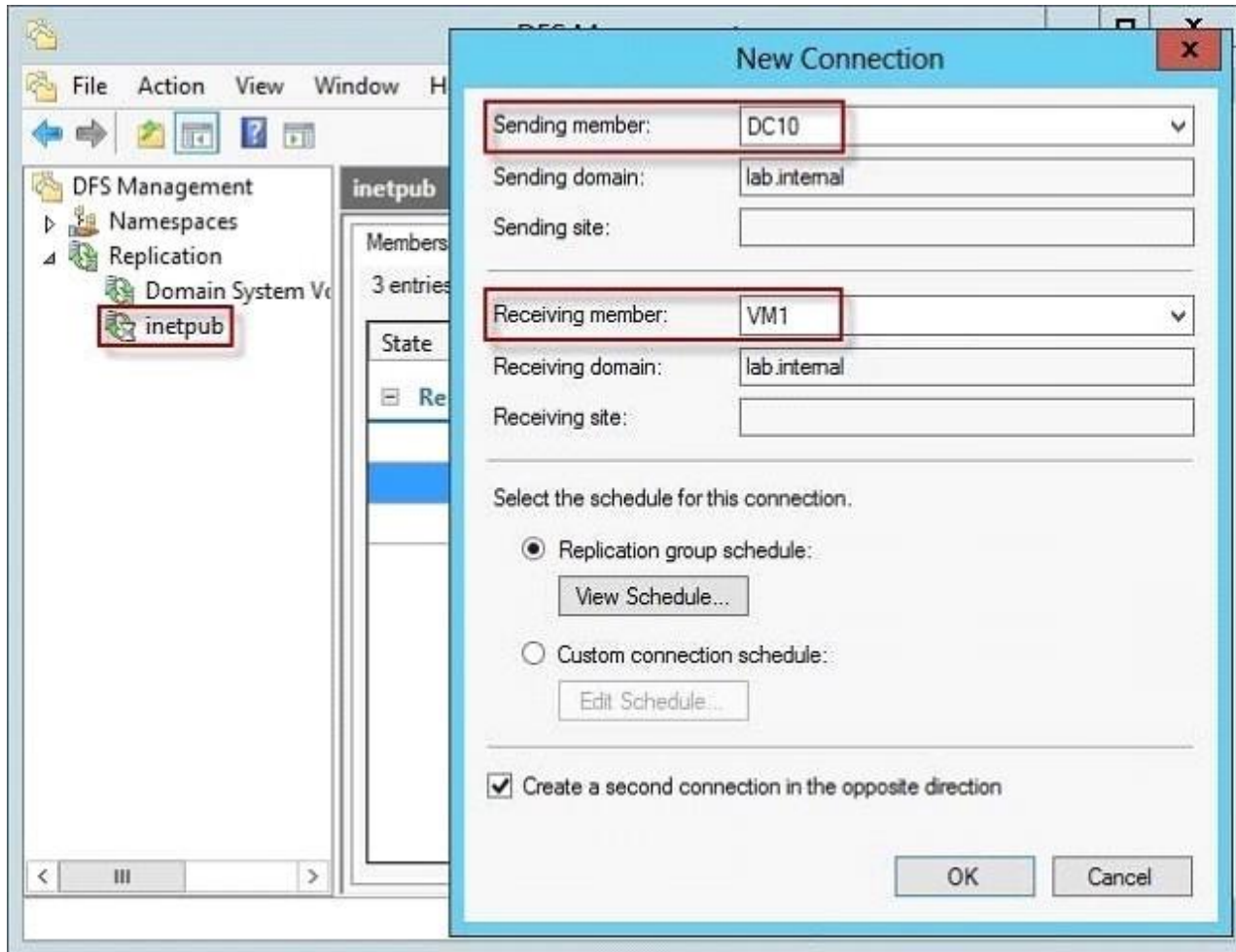
Explanation

Explanation/Reference:

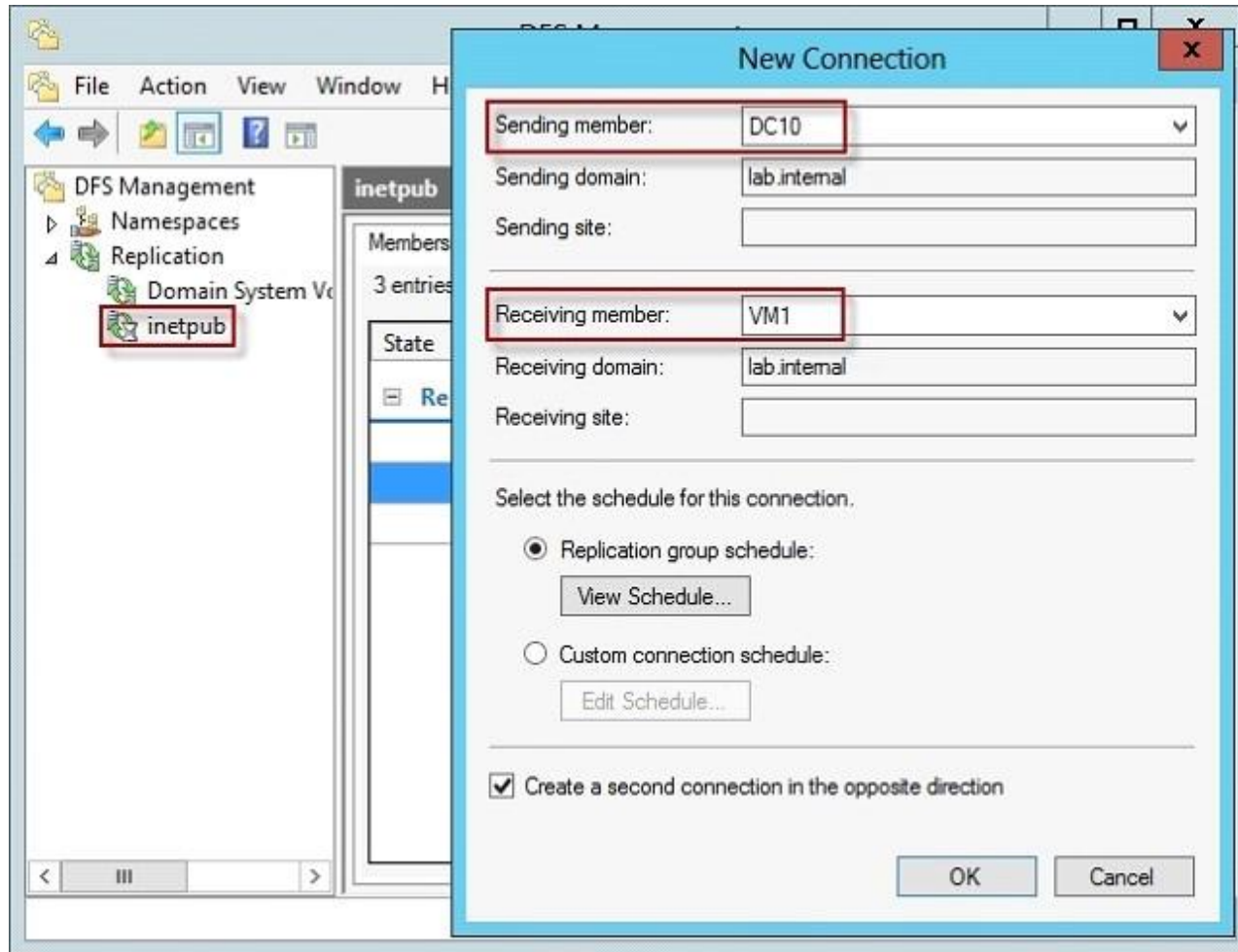
Explanation:

Unsure about this answer.

D:



A:
The Bridge all site links option in Active Directory must be enabled. (This option is available in the Active Directory Sites and Services snap-in.) Turning off Bridge all site links can affect the ability of DFS to refer client computers to target computers that have the least expensive connection cost. An Intersite Topology Generator that is running Windows Server 2003 relies on the Bridge all site links option being enabled to generate the intersite cost matrix that DFS requires for its site-costing functionality. If you turn off this option, you must create site links between the Active Directory sites for which you want DFS to calculate accurate site costs.
Any sites that are not connected by site links will have the maximum possible cost. For more information about site link bridging, see "Active Directory Replication Topology Technical Reference."



<http://faultbucket.ca/2012/08/fixing-a-dfsr-connection-problem/>
<http://faultbucket.ca/2012/08/fixing-a-dfsr-connection-problem/>
<http://technet.microsoft.com/en-us/library/cc771941.aspx>

QUESTION 21

Your network contains an Active Directory domain named contoso.com. The domain contains a file server named Server1 that runs Windows Server 2012 R2. Server1 has a share named Share1.

When users without permission to Share1 attempt to access the share, they receive the Access Denied message as shown in the exhibit. (Click the

Exhibit button.)



You deploy a new file server named Server2 that runs Windows Server 2012 R2.

You need to configure Server2 to display the same custom Access Denied message as Server1.

What should you install on Server2?

- A. The Remote Assistance feature
- B. The Storage Services server role
- C. The File Server Resource Manager role service
- D. The Enhanced Storage feature

Correct Answer: C

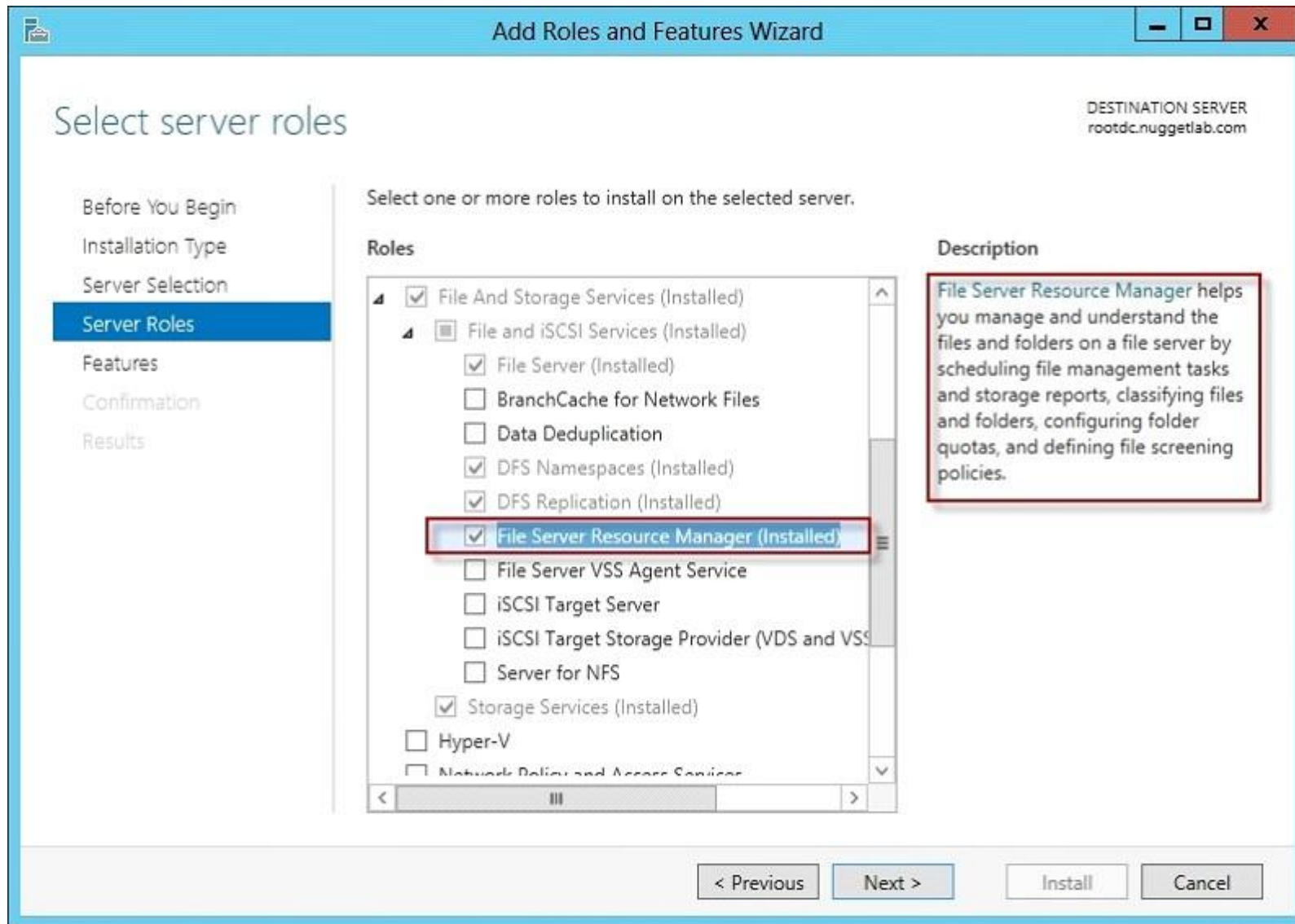
Section: (none)

Explanation

Explanation/Reference:

Explanation:

Access-Denied Assistance is a new role service of the File Server role in Windows Server 2012.



We need to install the prerequisites for Access-Denied Assistance.

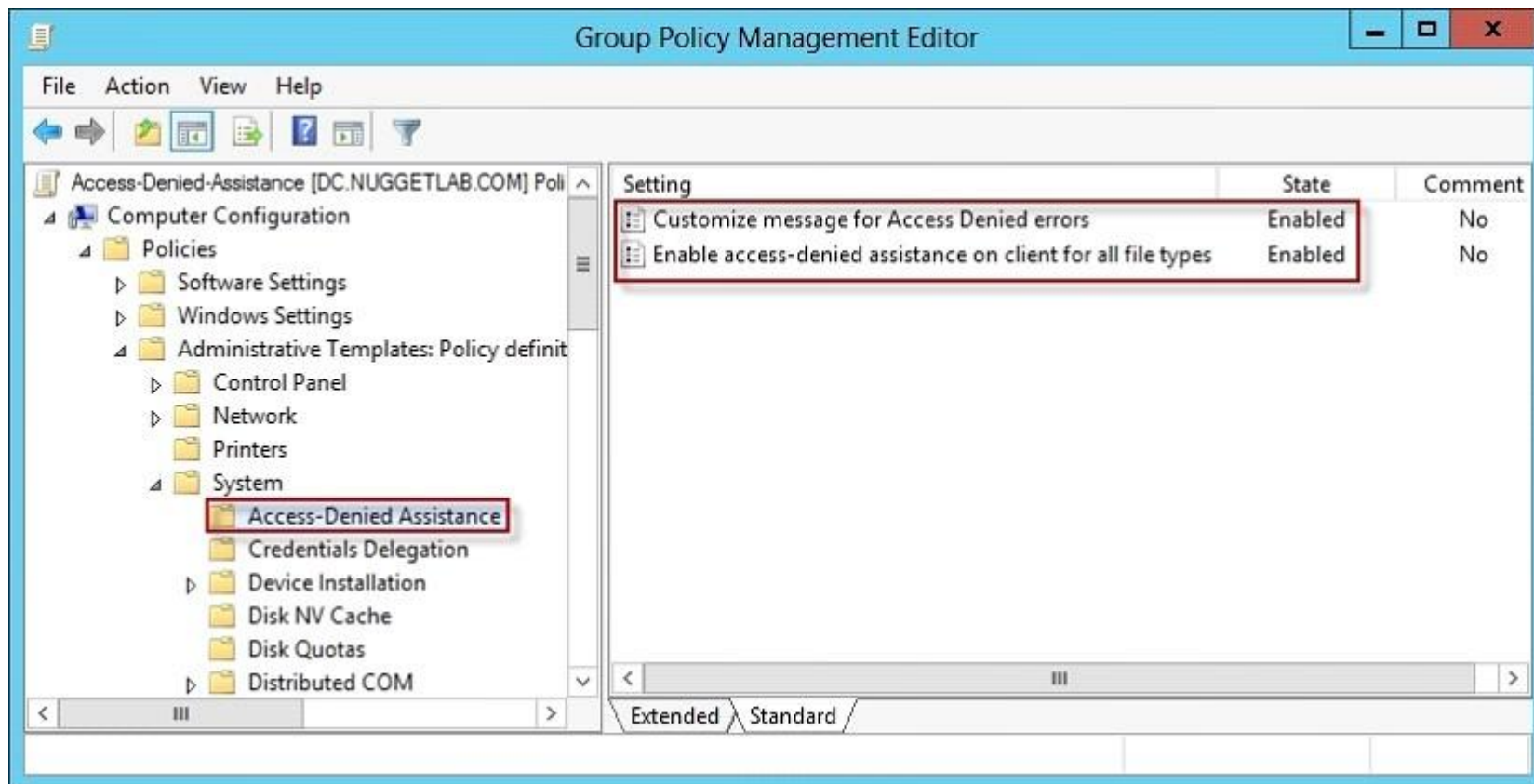
Because Access-Denied Assistance relies up on e-mail notifications, we also need to configure each relevant file server with a Simple Mail Transfer Protocol (SMTP) server address. Let's do that quickly with Windows PowerShell:

Set-FSRMSetting -SMTPServer mailserver. nuggetlab.com -AdminEmailAddress admingroup@nuggetlab.com -FromEmailAddress admingroup@nuggetlab.com

You can enable Access-Denied Assistance either on a per-server basis or centrally via Group Policy. To my mind, the latter approach is infinitely preferable from an administration standpoint.

Create a new GPO and make sure to target the GPO at your file servers' Active Directory computer accounts as well as those of your AD client computers. In the Group Policy Object Editor, we are looking for the following path to configure Access-Denied Assistance:

\Computer Configuration\Policies\Administrative Templates\System\Access-Denied Assistance



The Customize message for Access Denied errors policy, shown in the screenshot below, enables us to create the actual message box shown to users when they access a shared file to which their user account has no access.

Customize message for Access Denied errors

Previous Setting Next Setting

☐ Not Configured Comment:

☒ Enabled

☐ Disabled

Supported on: At least Windows Server 2012, Windows 8 or Windows RT

Options: Help:

Display the following message to users who are denied access:

Whoops! It looks like you're having trouble accessing [Original File Path]. Please click Request Assistance to send [Admin Email]

☐ Enable users to request assistance

Add the following text to the end of the email:

Email recipients:

This policy setting specifies the message that users see when they are denied access to a file or folder. You can customize the Access Denied message to include additional text and links. You can also provide users with the ability to send an email to request access to the file or folder to which they were denied access.

If you enable this policy setting, users receive a customized Access Denied message from the file servers on which this policy setting is applied.

If you disable this policy setting, users see a standard Access Denied message that doesn't provide any of the functionality controlled by this policy setting, regardless of the file server configuration.

If you do not configure this policy setting, users see a standard Access Denied message unless the file server is configured to display the customized Access Denied message. By default, users see the standard Access Denied message.

OK Cancel Apply

What's cool about this policy is that we can "personalize" the e-mail notifications to give us administrators (and, optionally, file owners) the details they need to resolve the permissions issue quickly and easily.

For instance, we can insert pre-defined macros to swap in the full path to the target file, the administrator e-mail address, and so forth. See this example:

Whoops! It looks like you're having trouble accessing [Original File Path]. Please click Request Assistance to send [Admin Email] a help request e-mail message. Thanks!

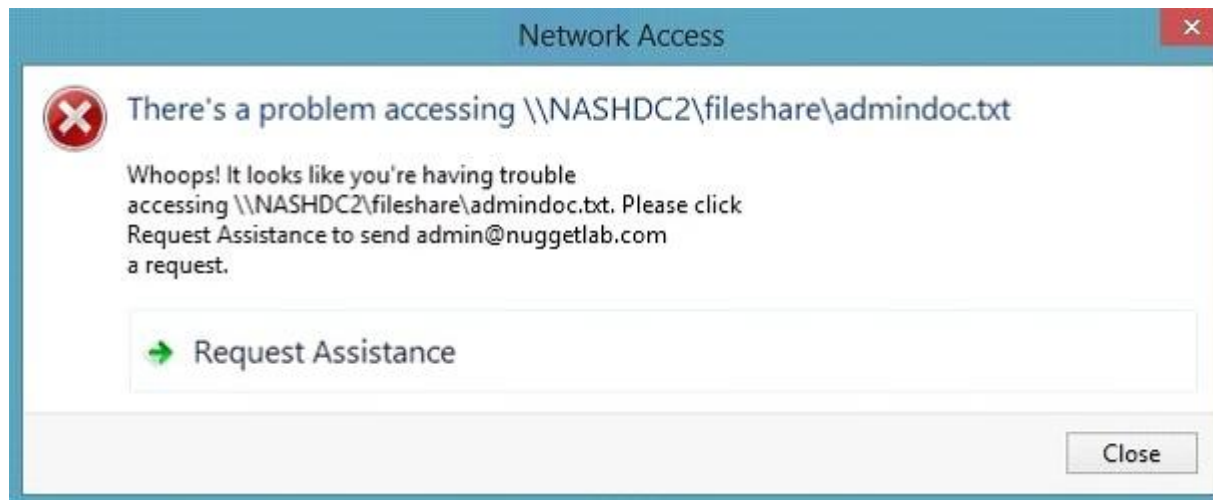
You should find that your users prefer these human-readable, informative error messages to the cryptic, non-descript error dialogs they are accustomed to dealing with.

The Enable access-denied assistance on client for all file types policy should be enabled to force client computers to participate in Access-Denied Assistance. Again, you must make sure to target your GPO scope accordingly to "hit" your domain workstations as well as your Windows Server 2012 file servers.

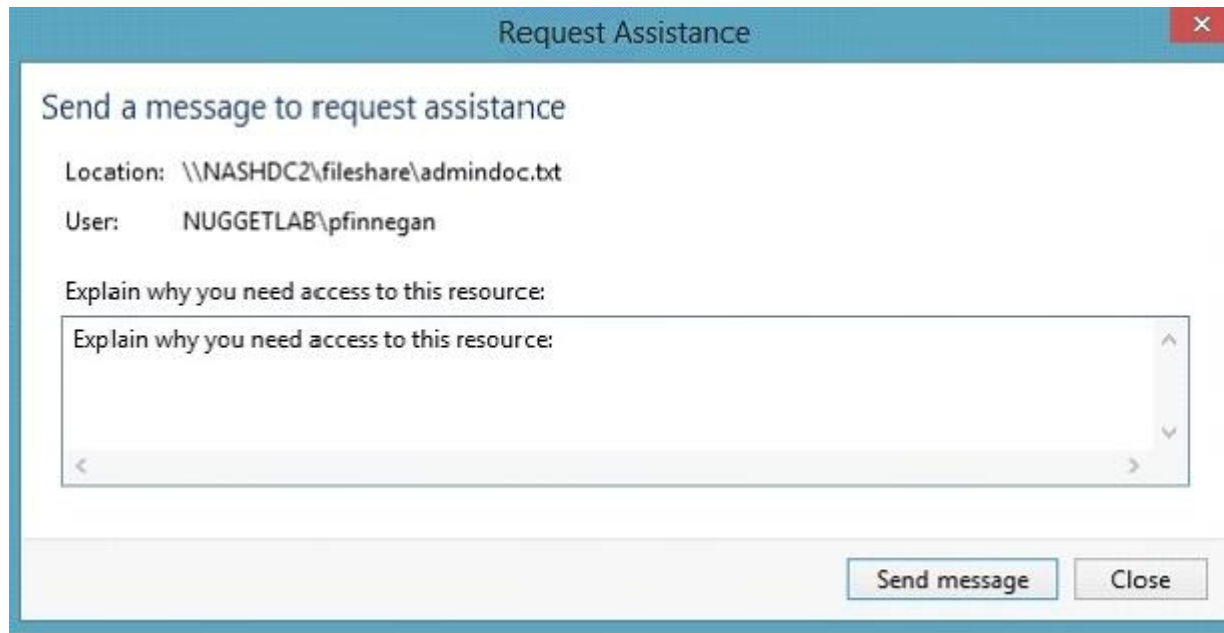
Testing the configuration

This should come as no surprise to you, but Access-Denied Assistance works only with Windows Server 2012 and Windows 8 computers. More specifically, you must enable the Desktop Experience feature on your servers to see Access-Denied Assistance messages on server computers.

When a Windows 8 client computer attempts to open a file to which the user has no access, the custom Access-Denied Assistance message should appear:



If the user clicks Request Assistance in the Network Access dialog box, they see a secondary message:



At the end of this process, the administrator(s) will receive an e-mail message that contains the key information they need in order to resolve the access problem:

- The user's Active Directory identity

- The full path to the problematic file

- A user-generated explanation of the problem

So that's it, friends! Access-Denied Assistance presents Windows systems administrators with an easy-to-manage method for more efficiently resolving user access problems on shared file system resources. Of course, the key caveat is that your file servers must run Windows Server 2012 and your client devices must run Windows 8, but other than that, this is a great technology that should save admins extra work and end-users extra headaches.

<http://4sysops.com/archives/access-denied-assistance-in-windows-server-2012/>

QUESTION 22

You have a server named Server1 that runs Windows Server 2012 R2. Server1 has the File Server Resource Manager role service installed.

Each time a user receives an access-denied message after attempting to access a folder on Server1, an email notification is sent to a distribution list named DL1.

You create a folder named Folder1 on Server1, and then you configure custom NTFS permissions for Folder1.

You need to ensure that when a user receives an access-denied message while attempting to access Folder1, an email notification is sent to a distribution list named DL2. The solution must not prevent DL1 from receiving notifications about other access-denied messages.

What should you do?

- A. From Server Manager, run the New Share Wizard to create a share for Folder1 by selecting the SMB Share - Advanced option.
- B. From the File Server Resource Manager console, modify the Access-Denied Assistance settings.
- C. From the File Server Resource Manager console, modify the Email Notifications settings.
- D. From Server Manager, run the New Share Wizard to create a share for Folder1 by selecting the SMB Share -Applications option.

Correct Answer: A

Section: (none)

Explanation

Explanation/Reference:

Explanation:

http://technet.microsoft.com/en-us/library/jj574182.aspx#BKMK_12

When using the email model each of the file shares, you can determine whether access requests to each file share will be received by the administrator, a distribution list that represents the file share owners, or both.

The owner distribution list is configured by using the SMB Share ?Advanced file share profile in the New Share Wizard in Server Manager.

QUESTION 23

Your network contains an Active Directory domain named contoso.com. The domain contains a domain controller named DC1 that runs Windows Server 2012 R2. DC1 is backed up daily.

The domain has the Active Directory Recycle Bin enabled.

During routine maintenance, you delete 500 inactive user accounts and 100 inactive groups. One of the deleted groups is named Group1. Some of the deleted user accounts are members of some of the deleted groups.

For documentation purposes, you must provide a list of the members of Group1 before the group was deleted.

You need to identify the names of the users who were members of Group1 prior to its deletion.

You want to achieve this goal by using the minimum amount of administrative effort.

What should you do first?

- A. Mount the most recent Active Directory backup.
- B. Reactivate the tombstone of Group1.
- C. Perform an authoritative restore of Group1.
- D. Use the Recycle Bin to restore Group1.

Correct Answer: A

Section: (none)

Explanation

Explanation/Reference:

Explanation:

The Active Directory Recycle Bin does not have the ability to track simple changes to objects.

If the object itself is not deleted, no element is moved to the Recycle Bin for possible recovery in the future. In other words, there is no rollback capacity for changes to object properties, or, in other words, to the values of these properties.

QUESTION 24

Your network contains an Active Directory domain named contoso.com. The domain contains six domain controllers. The domain controllers are configured as shown in the following table.

Domain controller name	Operating system	FSMO role
DC1	Windows Server 2008 R2	PDC emulator
DC2	Windows Server 2012 R2	Schema master
DC3	Windows Server 2008 R2	Infrastructure master
DC4	Windows Server 2008 R2	Domain naming master
DC5	Windows Server 2008 R2	RID master
DC6	Windows Server 2012 R2	None

The network contains a server named Server1 that has the Hyper-v server role installed. DC6 is a virtual machine that is hosted on Server1.

You need to ensure that you can clone DC6.

Which FSMO role should you transfer to DC2?

- A. Rid master
- B. Domain naming master
- C. PDC emulator
- D. Infrastructure master

Correct Answer: C

Section: (none)

Explanation

Explanation/Reference:

Explanation:

The clone domain controller uses the security context of the source domain controller (the domain controller whose copy it represents) to contact the Windows Server 2012 R2 Primary Domain Controller (PDC) emulator operations master role holder (also known as flexible single master operations, or FSMO). The PDC emulator must be running Windows Server 2012 R2, but it does not have to be running on a hypervisor.

<http://technet.microsoft.com/en-us/library/hh831734.aspx>

QUESTION 25

Your network contains an Active Directory domain named contoso.com. All domain controllers run either Windows Server 2008 or Windows Server 2008 R2.

You deploy a new domain controller named DC1 that runs Windows Server 2012 R2.

You log on to DC1 by using an account that is a member of the Domain Admins group.

You discover that you cannot create Password Settings objects (PSOs) by using Active Directory Administrative Center.

You need to ensure that you can create PSOs from Active Directory Administrative Center.

What should you do?

- A. Modify the membership of the Group Policy Creator Owners group.
- B. Transfer the PDC emulator operations master role to DC1.
- C. Upgrade all of the domain controllers that run Window Server 2008.
- D. Raise the functional level of the domain.

Correct Answer: D

Section: (none)

Explanation

Explanation/Reference:

Explanation:

Fine-grained password policies allow you to specify multiple password policies within a single domain so that you can apply different restrictions for password and account lockout policies to different sets of users in a domain. To use a fine-grained password policy, your domain functional level must be at least Windows Server 2008. To enable fine-grained password policies, you first create a Password Settings Object (PSO). You then configure the same settings that you configure for the password and account lockout policies. You can create and apply PSOs in the Windows Server 2012 environment by using the Active Directory Administrative Center (ADAC) or Windows PowerShell.

Step 1: Create a PSO

Applies To: Windows Server 2008, Windows Server 2008 R2

<http://technet.microsoft.com/en-us/library/cc754461%28v=ws.10%29.aspx>

QUESTION 26

Your network contains an Active Directory forest named contoso.com. The functional level of the forest is Windows Server 2008 R2.

All of the user accounts in the marketing department are members of a group named Contoso\MarketingUsers. All of the computer accounts in the marketing department are members of a group named Contoso\MarketingComputers.

A domain user named User1 is a member of the Contoso\MarketingUsers group. A computer named Computer1 is a member of the Contoso\MarketingComputers group.

You have five Password Settings objects (PSOs). The PSOs are defined as shown in the following table.

Password setting	Directly applies to	Precedence	Minimum password length
PSO1	Contoso\Domain Users	16	14
PSO2	Contoso\MarketingUsers	20	11
PSO3	Contoso\MarketingComputers	10	12
PSO5	User1	1	10

When User1 logs on to Computer1 and attempts to change her password, she receives an error message indicating that her password is too short.

You need to tell User1 what her minimum password length is.

What should you tell User1?

- A. 10
- B. 11
- C. 12
- D. 14

Correct Answer: A

Section: (none)

Explanation

Explanation/Reference:

Explanation:

One PSO has a precedence value of 2 and the other PSO has a precedence value of 4. In this case, the PSO that has the precedence value of 2 has a higher rank and, hence, is applied to the object.

QUESTION 27

Your network contains an Active Directory domain named contoso.com. The Active Directory Recycle bin is enabled for contoso.com.

A support technician accidentally deletes a user account named User1. You need to restore the User1 account.

Which tool should you use?

- A. Ldp
- B. Esentutl
- C. Active Directory Administrative Center
- D. Ntdsutil

Correct Answer: C

Section: (none)

Explanation

QUESTION 28

Your network contains an Active Directory forest named contoso.com. The forest contains a single domain. All domain controllers run Windows Server 2012 R2.

The domain contains two domain controllers. The domain controllers are configured as shown in the following table.

Domain controller name	Server type	Scheduled task
DC1	Physical server	Daily snapshots of Active Directory
DC2	Hyper-V virtual machine	Daily snapshots of the virtual machine Daily backups of the system state

Active Directory Recycle Bin is enabled.

You discover that a support technician accidentally removed 100 users from an Active Directory group named Group1 an hour ago.

You need to restore the membership of Group1.

What should you do?

- A. Recover the items by using Active Directory Recycle Bin.
- B. Modify the is Recycled attribute of Group1.
- C. Perform tombstone reanimation.
- D. Perform an authoritative restore.

Correct Answer: A

Section: (none)

Explanation

Explanation/Reference:

Explanation:

Active Directory Recycle Bin helps minimize directory service downtime by enhancing your ability to preserve and restore accidentally deleted Active Directory objects without restoring Active Directory data from backups, restarting Active Directory Domain Services (AD DS), or rebooting domain controllers.

When you enable Active Directory Recycle Bin, all link-valued and non-link-valued attributes of the deleted Active Directory objects are preserved and the objects are restored in their entirety to the same consistent logical state that they were in immediately before deletion. For example, restored user accounts automatically regain all group memberships and corresponding access rights that they had immediately before deletion, within and across domains.

QUESTION 29

Your network contains an Active Directory domain named contoso.com. The domain contains a read-only domain controller (RODC) named RODC1.

You create a global group named RODC_Admns.

You need to provide the members of RODC_Admins with the ability to manage the hardware and the software on RODC1. The solution must not provide RODC_Admins with the ability to manage Active Directory objects.

What should you do?

- A. From Active Directory Site and Services, configure the Security settings of the RODC1 server object.
- B. From Windows PowerShell, run the Set-ADAccountControlcmdlet.
- C. From a command prompt, run the dsmgmt local roles command.
- D. From Active Directory Users and Computers, configure the Member Of settings of the RODC1 account.

Correct Answer: C

Section: (none)

Explanation

Explanation/Reference:

Explanation:

RODC: using the dsmgmt.exe utility to manage local administrators One of the benefits of RODC is that you can add local administrators who do not have full access to the domain administration. This gives them the ability to manage the server but not add or change active directory objects unless those roles are delegated. Adding this type of user is done using the dsmdmt.exe utility at the command prompt.

QUESTION 30

Your network contains an Active Directory domain named contoso.com. The domain contains a domain controller named DC1 that runs Windows Server 2012 R2.

You create an Active Directory snapshot of DC1 each day.

You need to view the contents of an Active Directory snapshot from two days ago.

What should you do first?

- A. Run the dsamain.exe command.
- B. Stop the Active Directory Domain Services (AD DS) service.
- C. Start the Volume Shadow Copy Service (VSS).
- D. Run the ntdsutil.exe command.

Correct Answer: A

Section: (none)

Explanation

Explanation/Reference:

Explanation:

Dsamain.exe exposes Active Directory data that is stored in a snapshot or backup as a Lightweight Directory Access Protocol (LDAP) server.
<http://technet.microsoft.com/en-us/library/cc772168.aspx>

QUESTION 31

Your network contains an Active Directory domain named contoso.com. All domain controllers run Windows Server 2012 R2.

In a remote site, a support technician installs a server named DC10 that runs Windows Server 2012 R2. DC10 is currently a member of a workgroup.

You plan to promote DC10 to a read-only domain controller (RODC).

You need to ensure that a user named Contoso\User1 can promote DC10 to a RODC in the contoso.com domain. The solution must minimize the number of permissions assigned to User1.

What should you do?

- A. From Active Directory Users and Computers, run the Delegation of Control Wizard on the contoso.com domain object.
- B. From Active Directory Administrative Center, pre-create an RODC computer account.
- C. From Ntdsutil, run the local roles command.
- D. Join DC10 to the domain. Run dsmod and specify the /server switch.

Correct Answer: B

Section: (none)

Explanation

Explanation/Reference:

Explanation:

A staged read only domain controller (RODC) installation works in two discrete phases:

1. Staging an unoccupied computer account
2. Attaching an RODC to that account during promotion

Reference:

Install a Windows Server 2012 R2 Active Directory Read-Only Domain Controller (RODC)

QUESTION 32

Your network contains an Active Directory domain named contoso.com. The domain contains more than 100 Group Policy objects (GPOs). Currently, there are no enforced GPOs.

You have two GPOs linked to an organizational unit (OU) named OU1.

You need to change the precedence order of the GPOs.

What should you use?

- A. Dcgpofix
- B. Get-GPOReport
- C. Gpfixup
- D. Gpresult
- E. Gpedit. msc
- F. Import-GPO
- G. Restore-GPO
- H. Set-GPInheritance
- I. Set-GPLink
- J. Set-GPPermission
- K. Gpupdate
- L. Add-ADGroupMember

Correct Answer: I

Section: (none)

Explanation

Explanation/Reference:

Explanation:

The Set-GPLinkcmdlet sets the properties of a GPO link.

You can set the following properties:

Enabled. If the GPO link is enabled, the settings of the GPO are applied when Group Policy is processed for the site, domain or OU.

Enforced. If the GPO link is enforced, it cannot be blocked at a lower-level (in the Group Policy processing hierarchy) container.

Order. The order specifies the precedence that the settings of the GPO take over conflicting settings in other GPOs that are linked (and enabled) to the same site, domain, or OU.

<http://technet.microsoft.com/en-us/library/ee461022.aspx>

QUESTION 33

Your network contains an Active Directory domain named contoso.com. The domain contains more than 100 Group Policy objects (GPOs). Currently, there are no enforced GPOs.

A network administrator accidentally deletes the Default Domain Policy GPO.

You do not have a backup of any of the GPOs.

You need to recreate the Default Domain Policy GPO.

What should you use?

- A. Dcgpofix

- B. Get-GPOReport
- C. Gpfixup
- D. Gpresult
- E. Gpedit. msc
- F. Import-GPO
- G. Restore-GPO
- H. Set-GPInheritance
- I. Set-GPLink
- J. Set-GPPermission
- K. Gpupdate
- L. Add-ADGroupMember

Correct Answer: A

Section: (none)

Explanation

Explanation/Reference:

Explanation:

Dcgpofix

Restores the default Group Policy objects to their original state (that is, the default state after initial installation).

[http://technet.microsoft.com/en-us/library/hh875588\(v=ws.10\).aspx](http://technet.microsoft.com/en-us/library/hh875588(v=ws.10).aspx)

QUESTION 34

Your network contains an Active Directory domain named contoso.com. The domain contains more than 100 Group Policy objects (GPOs). Currently, there are no enforced GPOs.

The domain contains a top-level organizational unit (OU) for each department. A group named Group1 contains members from each department.

You have a GPO named GPO1 that is linked to the domain.

You need to configure GPO1 to apply settings to Group1 only.

What should you use?

- A. Dcgpofix
- B. Get-GPOReport
- C. Gpfixup
- D. Gpresult

- E. Gpedit. msc
- F. Import-GPO
- G. Restore-GPO
- H. Set-GPInheritance
- I. Set-GPLink
- J. Set-GPPermission
- K. Gpupdate
- L. Add-ADGroupMember

Correct Answer: J

Section: (none)

Explanation

Explanation/Reference:

Explanation:

Set-GPPermission grants a level of permissions to a security principal (user, security group, or computer) for one GPO or all the GPOs in a domain. You use the TargetName and TargetType parameters to specify a user, security group, or computer for which to set the permission level.

-Replace <SwitchParameter>

Specifies that the existing permission level for the group or user is removed before the new permission level is set. If a security principal is already granted a permission level that is higher than the specified permission level and you do not use the Replace parameter, no change is made.

<http://technet.microsoft.com/en-us/library/ee461038.aspx>

QUESTION 35

Your network contains an Active Directory domain named contoso.com. The domain contains more than 100 Group Policy objects (GPOs). Currently, there are no enforced GPOs.

The domain is renamed to adatum.com.

Group Policies no longer function correctly.

You need to ensure that the existing GPOs are applied to users and computers. You want to achieve this goal by using the minimum amount of administrative effort.

What should you use?

- A. Dcgpofix
- B. Get-GPOReport
- C. Gpfixup
- D. Gpresult

- E. Gpedit. msc
- F. Import-GPO
- G. Restore-GPO
- H. Set-GPInheritance
- I. Set-GPLink
- J. Set-GPPermission
- K. Gpupdate
- L. Add-ADGroupMember

Correct Answer: C

Section: (none)

Explanation

Explanation/Reference:

Explanation:

You can use the gpfixup command-line tool to fix the dependencies that Group Policy objects (GPOs) and Group Policy links in Active Directory Domain Services (AD DS) have on Domain Name System (DNS) and NetBIOS names after a domain rename operation.

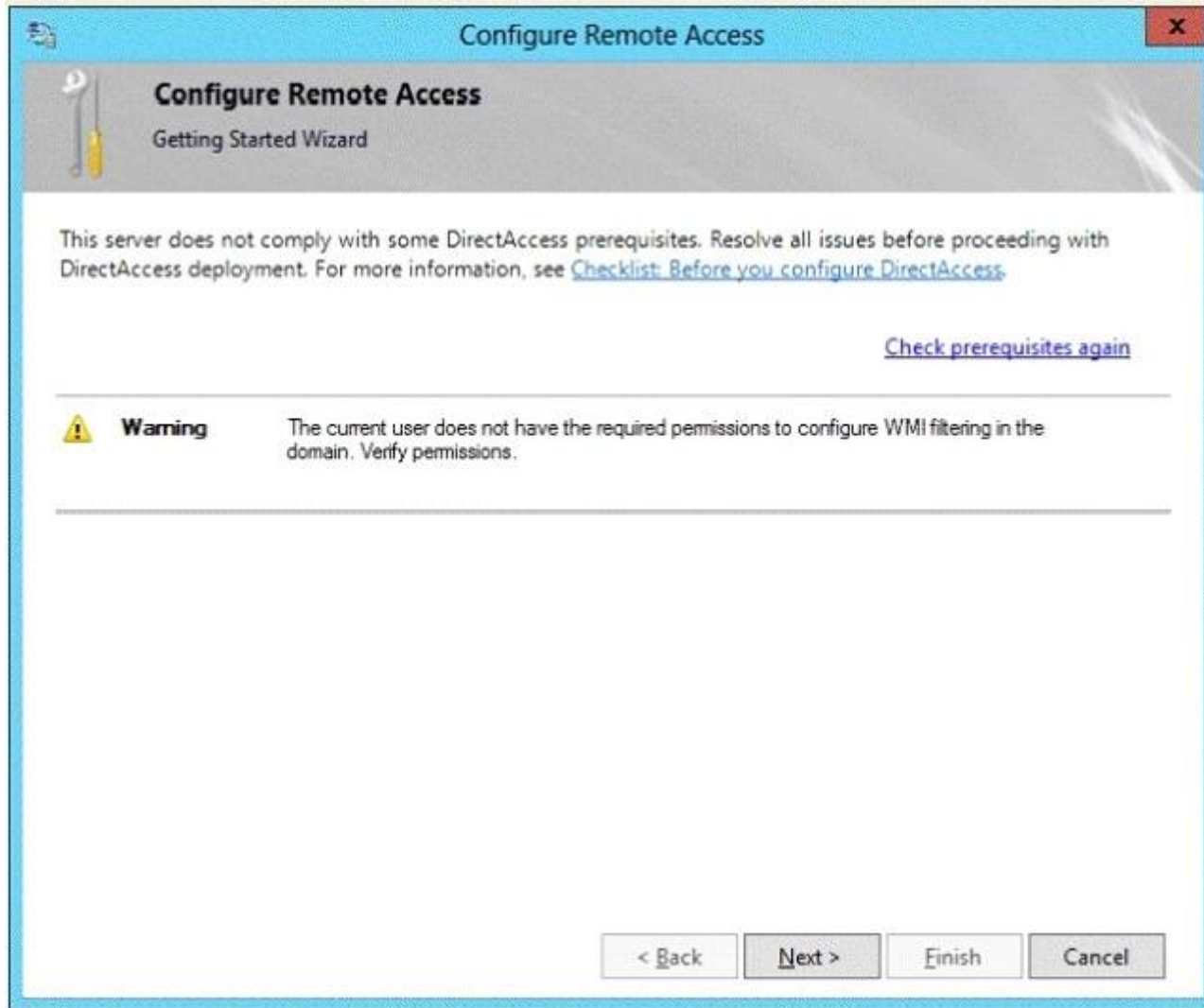
[http://technet.microsoft.com/en-us/library/hh852336\(v=ws.10\).aspx](http://technet.microsoft.com/en-us/library/hh852336(v=ws.10).aspx)

QUESTION 36

Your network contains an Active Directory domain named contoso.com. The domain contains a server named Server1 that runs Windows Server 2012 R2. Server1 has the Remote Access server role installed.

You log on to Server1 by using a user account named User2.

From the Remote Access Management Console, you run the Getting Started Wizard and you receive a warning message as shown in the exhibit. (Click the Exhibit button.)



You need to ensure that you can configure DirectAccess successfully. The solution must minimize the number of permissions assigned to User2.

To which group should you add User2?

- A. Enterprise Admins
- B. Administrators

- C. Account Operators
- D. Server Operators

Correct Answer: B

Section: (none)

Explanation

Explanation/Reference:

Explanation:

You must have privileges to create WMI filters in the domain in which you want to create the filter. Permissions can be changed by adding a user to the Administrators group.

Administrators (A built-in group)

After the initial installation of the operating system, the only member of the group is the Administrator account. When a computer joins a domain, the Domain Admins group is added to the Administrators group. When a server becomes a domain controller, the Enterprise Admins group also is added to the Administrators group. The Administrators group has built-in capabilities that give its members full control over the system. The group is the default owner of any object that is created by a member of the group. This example logs in as a test user who is not a domain user or an administrator on the server. This results in the error specifying that DA can only be configured by a user with local administrator permissions.

[http://technet.microsoft.com/en-us/library/cc780416\(v=ws.10\).aspx](http://technet.microsoft.com/en-us/library/cc780416(v=ws.10).aspx)

[http://technet.microsoft.com/en-us/library/cc775497\(v=ws.10\).aspx](http://technet.microsoft.com/en-us/library/cc775497(v=ws.10).aspx)

QUESTION 37

Your network contains an Active Directory domain named contoso.com.

You need to install and configure the Web Application Proxy role service.

What should you do?

- A. Install the Active Directory Federation Services server role and the Remote Access server role on different servers.
- B. Install the Active Directory Federation Services server role and the Remote Access server role on the same server.
- C. Install the Web Server (IIS) server role and the Application Server server role on the same server.
- D. Install the Web Server (IIS) server role and the Application Server server role on different servers.

Correct Answer: A

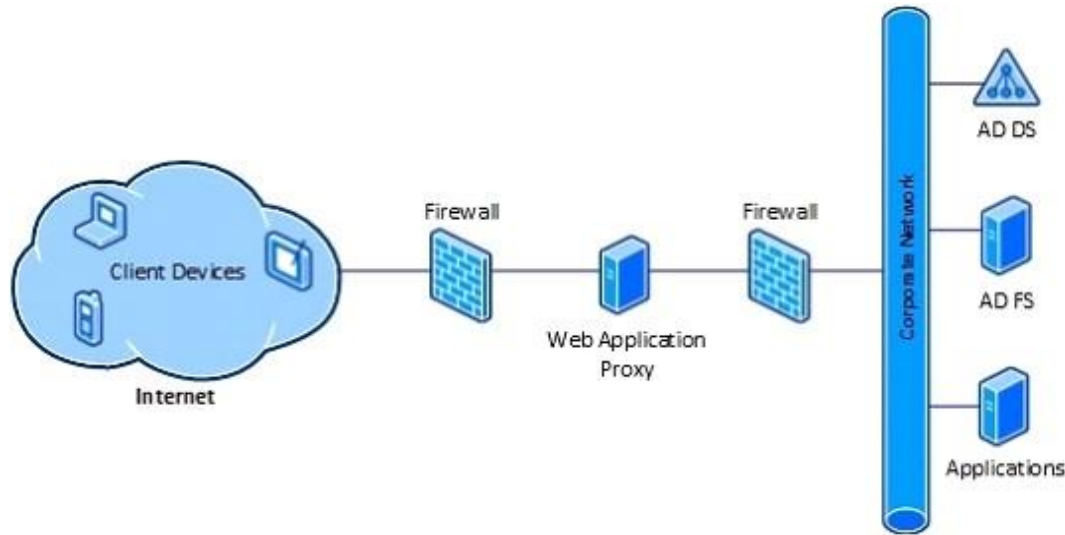
Section: (none)

Explanation

Explanation/Reference:

Explanation:

Web Application Proxy is a new Remote Access role service in Windows Server® 2012 R2.



QUESTION 38

Your network contains an Active Directory domain named contoso.com. The domain contains a server named Server1. Server1 is configured as a VPN server.

You need to configure Server1 to perform network address translation (NAT).

What should you do?

- A. From Network Connections, modify the Internet Protocol Version 4 (TCP/IPv4) setting of each network adapter.
- B. From Network Connections, modify the Internet Protocol Version 6 (TCP/IPv6) setting of each network adapter.
- C. From Routing and Remote Access, add an IPv6 routing protocol.
- D. From Routing and Remote Access, add an IPv4 routing protocol.

Correct Answer: D

Section: (none)

Explanation

Explanation/Reference:

Explanation:

To configure an existing RRAS server to support both VPN remote access and NAT routing:

1. Open Server Manager.
2. Expand Roles, and then expand Network Policy and Access Services.
3. Right-click Routing and Remote Access, and then click Properties.

4. Select IPv4 Remote access Server or IPv6 Remote access server, or both.

QUESTION 39

You have a DNS server named Served that has a Server Core Installation on Windows Server 2012 R2.

You need to view the time-to-live (TTL) value of a name server (NS) record that is cached by the DNS Server service on Server1.

What should you run?

- A. Show-DNSServerCache
- B. nslookup.exe
- C. ipconfig.exe /displaydns
- D. dnscacheugc.exe

Correct Answer: A

Section: (none)

Explanation

Explanation/Reference:

Explanation:

The Show-DNSServerCache shows all cached Domain Name System (DNS) server resource records in the following format: Name, ResourceRecordData, Time-to-Live (TTL).

QUESTION 40

You have a DNS server named DN51 that runs Windows Server 2012 R2.

On DNS1, you create a standard primary DNS zone named adatum.com.

You need to change the frequency that secondary name servers will replicate the zone from DNS1.

Which type of DNS record should you modify?

- A. Name server (NS)
- B. Start of authority (SOA)
- C. Host information (HINFO)
- D. Service location (SRV)

Correct Answer: B

Section: (none)

Explanation

Explanation/Reference:

Explanation:

The time to live is specified in the Start of Authority (SOA) record

Note: TTL (time to live) - The number of seconds a domain name is cached locally before expiration and return to authoritative nameservers for updated information.

QUESTION 41

Your network contains an Active Directory domain named contoso.com. The domain contains three servers. The servers are configured as shown in the following table.

Server name	Role
Server1	Direct Access and VPN
Server2	File Server
Server3	Hyper-V

You need to ensure that end-to-end encryption is used between clients and Server2 when the clients connect to the network by using DirectAccess.

Which two actions should you perform? (Each correct answer presents part of the solution. Choose two.)

- A. From the Remote Access Management Console, reload the configuration.
- B. Add Server2 to a security group in Active Directory.
- C. Restart the IPsec Policy Agent service on Server2.
- D. From the Remote Access Management Console, modify the Infrastructure Servers settings.
- E. From the Remote Access Management Console, modify the Application Servers settings.

Correct Answer: BE

Section: (none)

Explanation

Explanation/Reference:

Explanation:

Unsure about these answers:

A public key infrastructure must be deployed.

Windows Firewall must be enabled on all profiles. ISATAP in the corporate network is not supported. If you are using ISATAP, you should remove it and use native IPv6.

Computers that are running the following operating systems are supported as DirectAccess clients:

Windows Server® 2012 R2

Windows 8.1 Enterprise

Windows Server® 2012

Windows 8 Enterprise

Windows Server® 2008 R2

Windows 7 Ultimate

Windows 7 Enterprise

Force tunnel configuration is not supported with KerbProxy authentication. Changing policies by using a feature other than the DirectAccess management console or Windows PowerShell cmdlets is not supported. Separating NAT64/DNS64 and IPHTTPS server roles on another server is not supported.

QUESTION 42

Your network contains an Active Directory forest. The forest contains two domains named contoso.com and fabrikam.com. All of the DNS servers in both of the domains run Windows Server 2012 R2.

The network contains two servers named Server1 and Server2. Server1 hosts an Active Directory-integrated zone for contoso.com. Server2 hosts an Active Directory-integrated zone for fabrikam.com. Server1 and Server2 connect to each other by using a WAN link.

Client computers that connect to Server1 for name resolution cannot resolve names in fabnkam.com.

You need to configure Server1 to support the resolution of names in fabnkam.com. The solution must ensure that users in contoso.com can resolve names in fabrikam.com if the WAN link fails.

What should you do on Server1?

- A. Create a stub zone.
- B. Add a forwarder.
- C. Create a secondary zone.
- D. Create a conditional forwarder.

Correct Answer: C

Section: (none)

Explanation

Explanation/Reference:

Explanation:

<http://technet.microsoft.com/en-us/library/cc771898.aspx>

When a zone that this DNS server hosts is a secondary zone, this DNS server is a secondary source for information about this zone. The zone at this server must be obtained from another remote DNS server computer that also hosts the zone. With secondary, you have ability to resolve records from the other domain even if its DNS servers are temporarily unavailable.

While secondary zones contain copies of all the resource records in the corresponding zone on the master name server, stub zones contain only three kinds of resource records:

A copy of the SOA record for the zone.

Copies of NS records for all name servers authoritative for the zone. Copies of A records for all name servers authoritative for the zone.

http://www.windowsnetworking.com/articles-tutorials/windows-2003/DNS_Stub_Zones.html

<http://technet.microsoft.com/en-us/library/cc771898.aspx>

<http://redmondmag.com/Articles/2004/01/01/The-Long-and-Short-of-Stub-Zones.aspx?Page=2>

QUESTION 43

Your network contains two servers named Server1 and Server2. Both servers run Windows Server 2012 R2 and have the DNS Server server role installed.

On Server1, you create a standard primary zone named contoso.com.

You need to ensure that Server2 can host a secondary zone for contoso.com.

What should you do from Server1?

- A. Add Server2 as a name server.
- B. Create a trust anchor named Server2.
- C. Convert contoso.com to an Active Directory-integrated zone.
- D. Create a zone delegation that points to Server2.

Correct Answer: A

Section: (none)

Explanation

Explanation/Reference:

Explanation:

Typically, adding a secondary DNS server to a zone involves three steps:

1. On the primary DNS server, add the prospective secondary DNS server to the list of name servers that are authoritative for the zone.
2. On the primary DNS server, verify that the transfer settings for the zone permit the zone to be transferred to the prospective secondary DNS server.
3. On the prospective secondary DNS server, add the zone as a secondary zone.

You must add a new Name Server. To add a name server to the list of authoritative servers for the zone, you must specify both the server's IP address and its DNS name. When entering names, click Resolve to resolve the name to its IP address prior to adding it to the list.

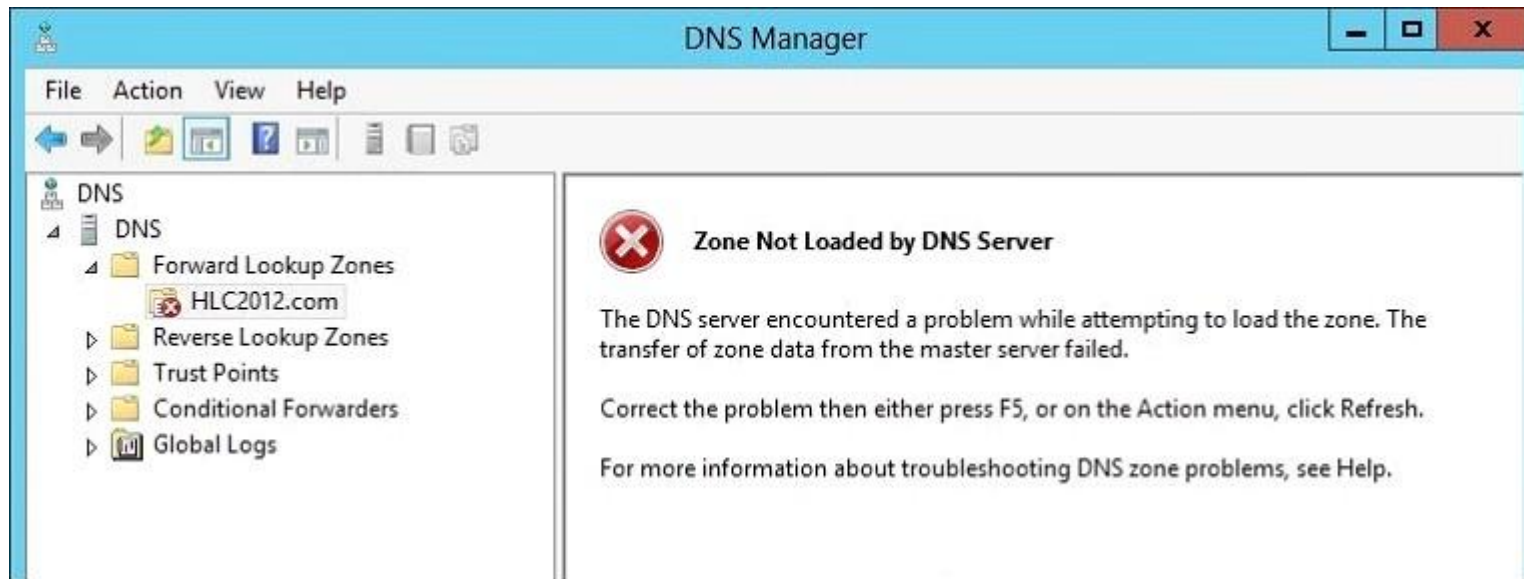
Secondary zones cannot be AD-integrated under any circumstances.

You want to be sure Server2 can host, you do not want to delegate a zone.

Secondary Domain Name System (DNS) servers help provide load balancing and fault tolerance. Secondary DNS servers maintain a read-only copy of zone data that is transferred periodically from the primary DNS server for the zone. You can configure DNS clients to query secondary DNS servers instead of (or in addition to) the primary DNS server for a zone, reducing demand on the primary server and ensuring that DNS queries for the zone will be answered even if the primary server is not available.

How-To: Configure a secondary DNS Server in Windows Server 2012

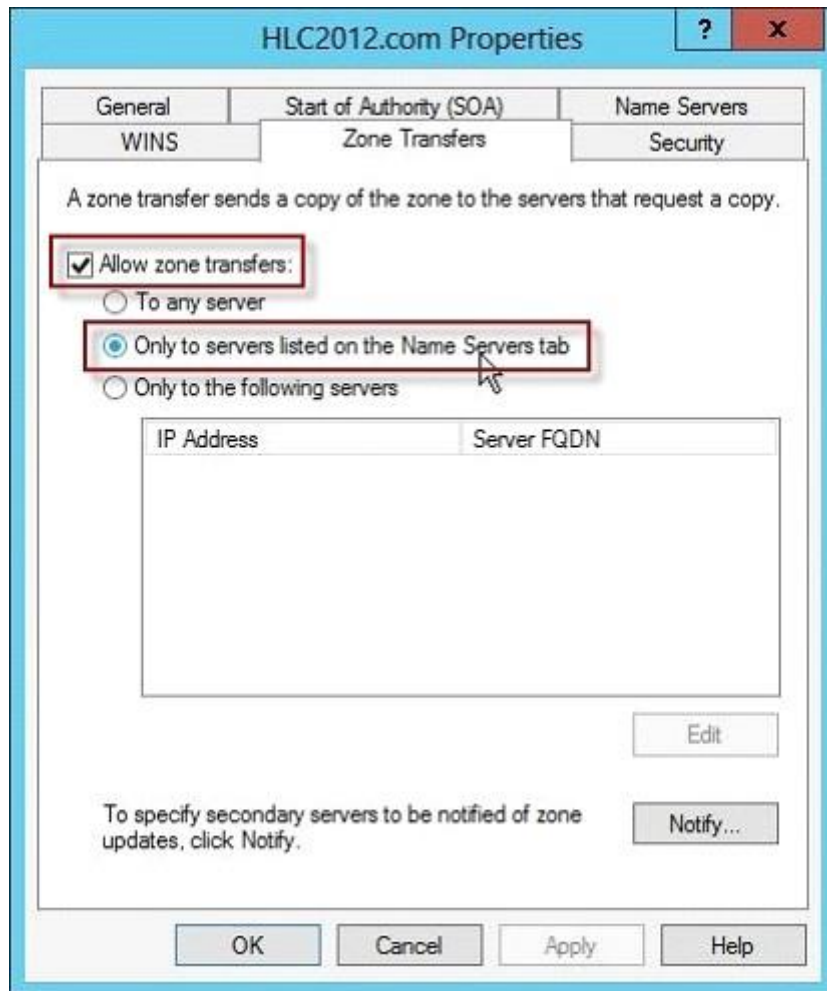
We need to tell our primary DNS that it is ok for this secondary DNS to pull information from it. Otherwise replication will fail and you will get this big red X.



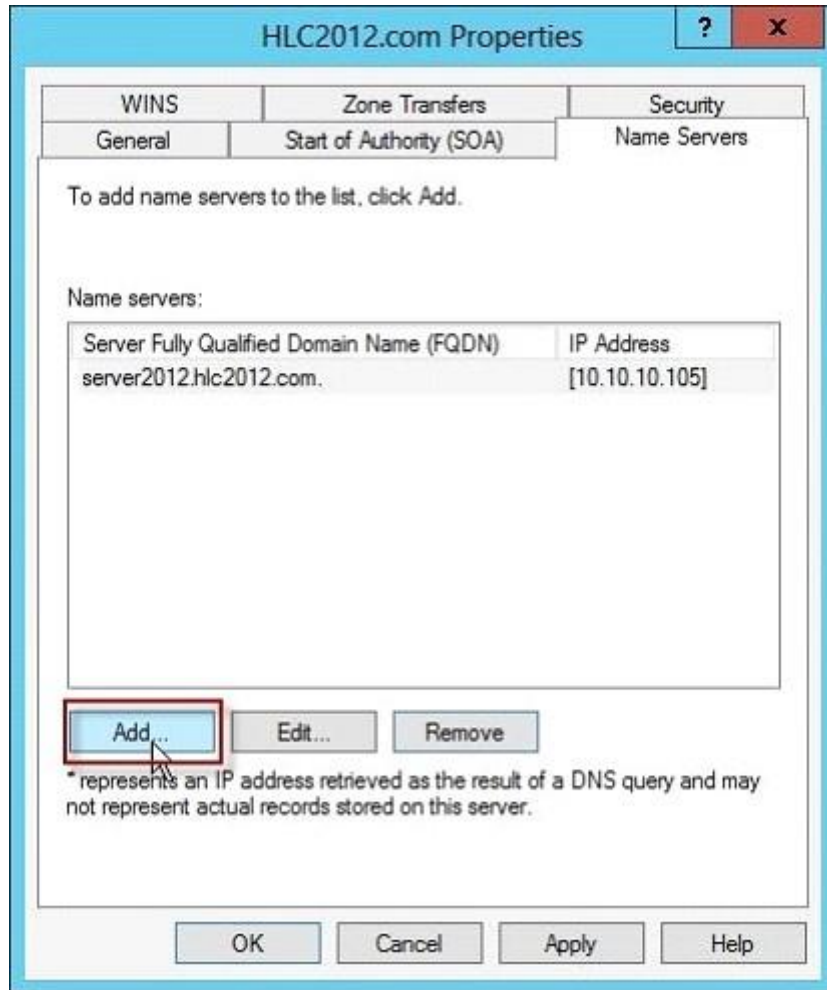
Head over to your primary DNS server, launch DNS manager, expand Forward Lookup

Zones, navigate to your primary DNS zone, right-click on it and go to Properties.

Go to "Zone Transfers" tab, by default, for security reasons, the "Allow zone transfers: " is un-checked to protect your DNS information. We need to allow zone transfers, if you value your DNS records, you do not want to select "To any server" but make sure you click on "Only to servers listed on the Name Servers tab"



Head over to the "Name Servers" tab, click Add



You will get "New Name Server Record" window, type in the name of your secondary DNS server. it is always better to validate by name not IP address to avoid future problems in case your IP addresses change. Once done, click OK.

New Name Server Record

Enter a server name and one or more IP addresses. Both are required to identify the name server.

Server fully qualified domain name (FQDN):

dns

Resolve

IP Addresses of this NS record:

IP Address	Validated
<Click here to add an IP Address>	
10.10.10.106	OK

Delete

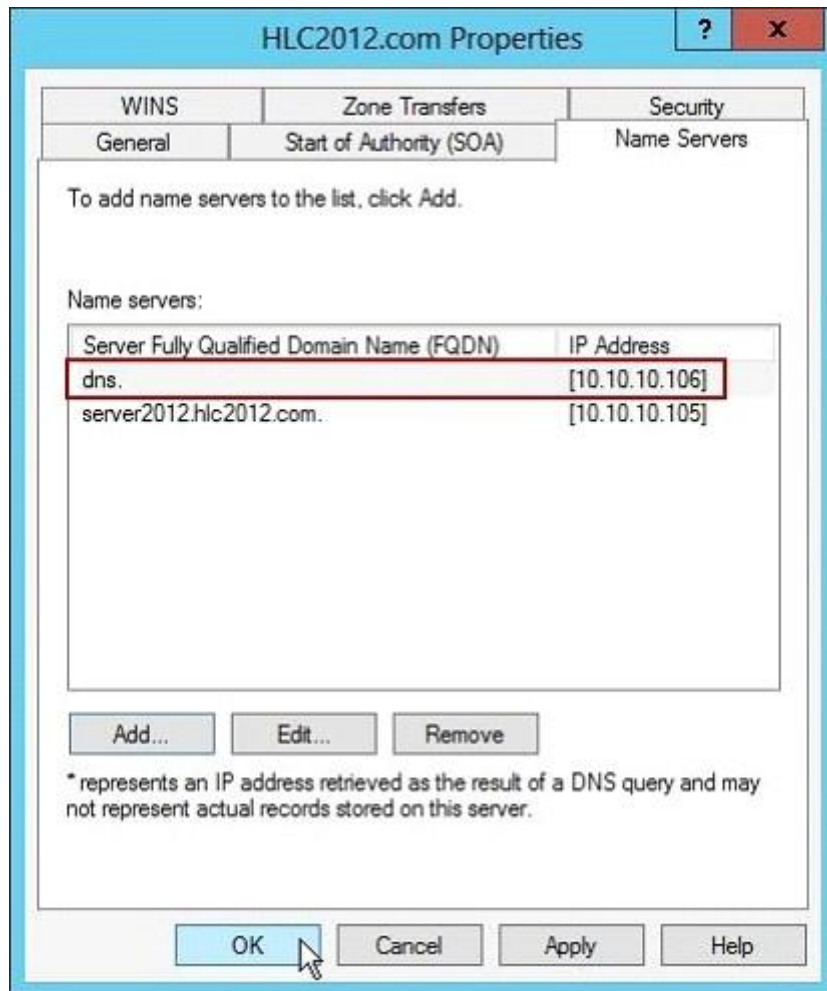
Up

Down

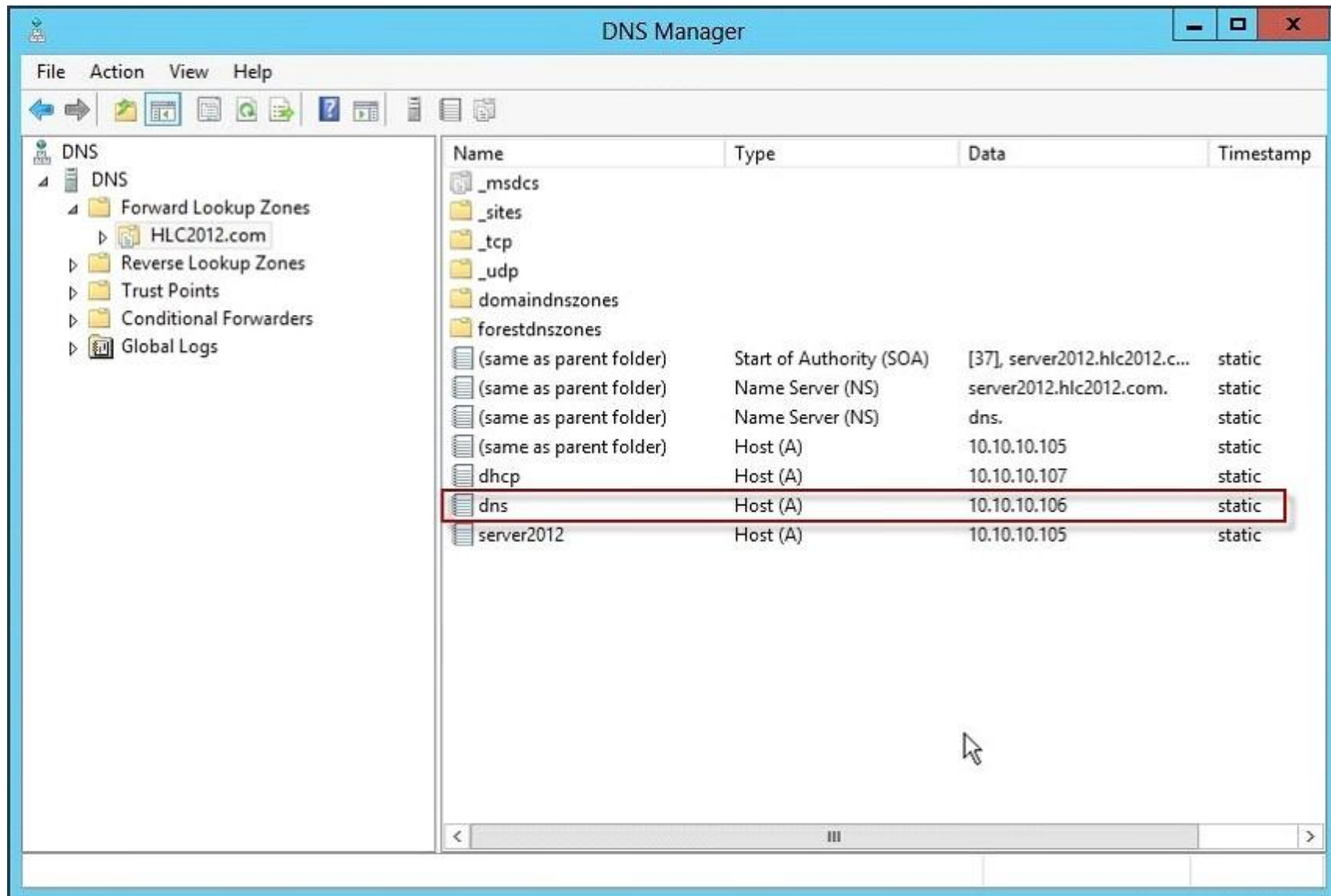
OK

Cancel

You will see your secondary DNS server is now added to your name servers selection, click OK.



Now if you head back to to your secondary DNS server and refresh, the big red X will go away and your primary zone data will populate



Your secondary DNS is fully setup now. You can not make any DNS changes from your secondary DNS. Secondary DNS is a read-only DNS, Any DNS changes have to be done from the primary DNS.

<http://technet.microsoft.com/en-us/library/cc816885%28v=ws.10%29.aspx>

<http://technet.microsoft.com/en-us/library/cc816814%28v=ws.10%29.aspx>
<http://blog.hyperexpert.com/how-to-configure-a-secondary-dns-server-in-windows-server-2012/>
<http://technet.microsoft.com/en-us/library/cc770984.aspx>
<http://support.microsoft.com/kb/816101>
<http://technet.microsoft.com/en-us/library/cc753500.aspx>
[http://technet.microsoft.com/en-us/library/cc771640\(v=ws.10\).aspx](http://technet.microsoft.com/en-us/library/cc771640(v=ws.10).aspx)
[http://technet.microsoft.com/en-us/library/ee649280\(v=ws.10\).aspx](http://technet.microsoft.com/en-us/library/ee649280(v=ws.10).aspx)

QUESTION 44

Your network contains an Active Directory domain named contoso.com. The domain contains a Web server named www.contoso.com. The Web server is available on the Internet.

You implement DirectAccess by using the default configuration.

You need to ensure that users never attempt to connect to www.contoso.com by using DirectAccess. The solution must not prevent the users from using DirectAccess to access other resources in contoso.com.

Which settings should you configure in a Group Policy object (GPO)?

- A. DirectAccess Client Experience Settings
- B. DNS Client
- C. Name Resolution Policy
- D. Network Connections

Correct Answer: C

Section: (none)

Explanation

Explanation/Reference:

Explanation:

For DirectAccess, the NRPT must be configured with the namespaces of your intranet with a leading dot (for example, . internal.contoso.com or . corp.contoso.com). For a DirectAccess client, any name request that matches one of these namespaces will be sent to the specified intranet Domain Name System (DNS) servers.

Include all intranet DNS namespaces that you want DirectAccess client computers to access.

There are no command line methods for configuring NRPT rules. You must use Group Policy settings. To configure the NRPT through Group Policy, use the Group Policy add-in at Computer Configuration \Policies\Windows Settings\Name Resolution Policy in the Group Policy object for DirectAccess clients. You can create a new NRPT rule and edit or delete existing rules. For more information, see Configure the NRPT with Group Policy.

QUESTION 45

Your network contains an Active Directory domain named contoso.com.

All user accounts for the marketing department reside in an organizational unit (OU) named OU1. All user accounts for the finance department reside in

an organizational unit (OU) named OU2.

You create a Group Policy object (GPO) named GPO1. You link GPO1 to OU2. You configure the Group Policy preference of GPO1 to add a shortcut named Link1 to the desktop.

You discover that when a user signs in, the Link1 is not added to the desktop.

You need to ensure that when a user signs in, Link1 is added to the desktop.

What should you do?

- A. Enforce GPO1.
- B. Enable loopback processing in GPO1.
- C. Modify the Link1 shortcut preference of GPO1.
- D. Modify the Security Filtering settings of GPO1.

Correct Answer: D

Section: (none)

Explanation

Explanation/Reference:

Explanation:

Security filtering is a way of refining which users and computers will receive and apply the settings in a Group Policy object (GPO). Using security filtering, you can specify that only certain security principals within a container where the GPO is linked apply the GPO. Security group filtering determines whether the GPO as a whole applies to groups, users, or computers; it cannot be used selectively on different settings within a GPO.

QUESTION 46

Your network contains an Active Directory domain named contoso.com. The domain contains a domain controller named DC1 that runs Windows Server 2012 R2.

All client computers run Windows 8 Enterprise.

DC1 contains a Group Policy object (GPO) named GPO1.

You need to deploy a VPN connection to all users.

What should you configure from User Configuration in GPO1?

- A. Policies/Administrative Templates/Network/Windows Connect Now
- B. Policies/Administrative Templates/Network/Network Connections
- C. Policies/Administrative Templates/Windows Components/Windows Mobility Center
- D. Preferences/Control Panel Settings/Network Options

Correct Answer: D

Section: (none)

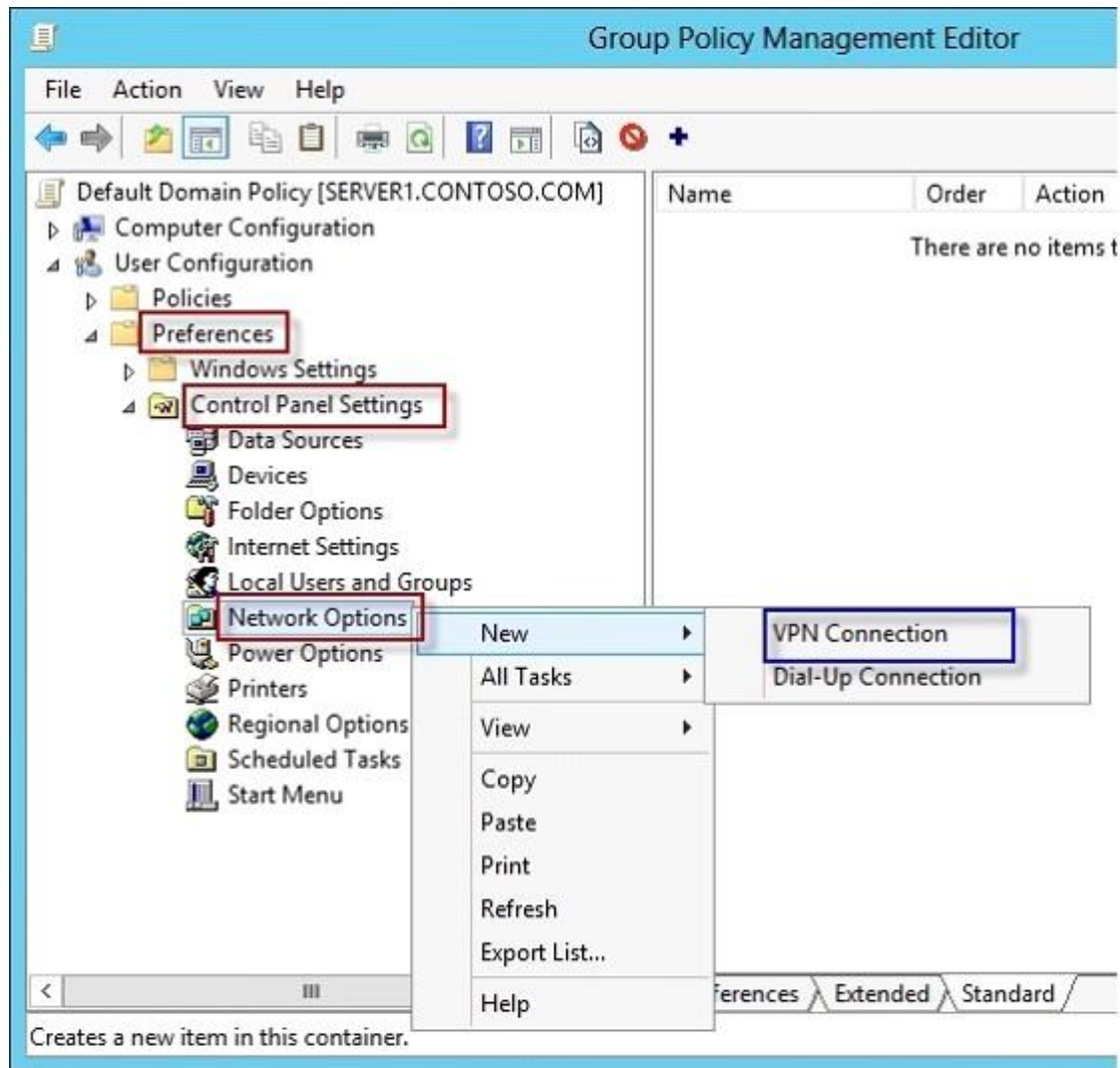
Explanation

Explanation/Reference:

Explanation:

1. Open the Group Policy Management Console. Right-click the Group Policy object (GPO) that should contain the new preference item, and then click Edit.
2. In the console tree under Computer Configuration or User Configuration, expand the Preferences folder, and then expand the Control Panel Settings folder.
3. Right-click the Network Options node, point to New, and select VPN Connection.

The Network Options extension allows you to centrally create, modify, and delete dial-up networking and virtual private network (VPN) connections. Before you create a network option preference item, you should review the behavior of each type of action possible with the extension.
<http://technet.microsoft.com/en-us/library/cc772449.aspx>

**QUESTION 47**

Your network contains an Active Directory domain named contoso.com. All client computers run Windows 8.1.

The network contains a shared folder named FinancialData that contains five files.

You need to ensure that the FinancialData folder and its contents are copied to all of the client computers.

Which two Group Policy preferences should you configure? (Each correct answer presents part of the solution. Choose two.)

- A. Shortcuts
- B. Network Shares
- C. Environment
- D. Folders
- E. Files

Correct Answer: DE

Section: (none)

Explanation

Explanation/Reference:

Explanation:

Folder preference items allow you to create, update, replace, and delete folders and their contents. (To configure individual files rather than folders, see Files Extension.) Before you create a Folder preference item, you should review the behavior of each type of action possible with this extension.

File preference items allow you to copy, modify the attributes of, replace, and delete files. (To configure folders rather than individual files, see Folders Extension.) Before you create a File preference item, you should review the behavior of each type of action possible with this extension.

QUESTION 48

Your network contains an Active Directory domain named contoso.com. All domain controllers run Windows Server 2012 R2.

You have a Group Policy object (GPO) named GPO1 that contains hundreds of settings. GPO1 is linked to an organizational unit (OU) named OU1. OU1 contains 200 client computers.

You plan to unlink GPO1 from OU1.

You need to identify which GPO settings will be removed from the computers after GPO1 is unlinked from OU1.

Which two GPO settings should you identify? (Each correct answer presents part of the solution. Choose two.)

- A. The managed Administrative Template settings
- B. The unmanaged Administrative Template settings
- C. The System Services security settings
- D. The Event Log security settings
- E. The Restricted Groups security settings

Correct Answer: AD

Section: (none)

Explanation

Explanation/Reference:

Explanation:

[http://technet.microsoft.com/en-us/library/cc778402\(v=ws.10\).aspx](http://technet.microsoft.com/en-us/library/cc778402(v=ws.10).aspx)

<http://technet.microsoft.com/en-us/library/bb964258.aspx>

There are two kinds of Administrative Template policy settings: Managed and Unmanaged . The Group Policy service governs Managed policy settings and removes a policy setting when it is no longer within scope of the user or computer

QUESTION 49

Your network contains an Active Directory domain named contoso.com. All domain controllers run Windows Server 2012 R2. The domain contains 500 client computers that run Windows 8.1 Enterprise and Microsoft Office 2013.

You implement a Group Policy central store.

You need to modify the default Microsoft Office 2013 Save As location for all client computers. The solution must minimize administrative effort.

What should you configure in a Group Policy object (GPO)?

- A. The Group Policy preferences
- B. An application control policy
- C. The Administrative Templates
- D. The Software Installation settings

Correct Answer: A

Section: (none)

Explanation

Explanation/Reference:

Explanation:

Group Policy preferences provide the means to simplify deployment and standardize configurations. They add to Group Policy a centralized system for deploying preferences (that is, settings that users can change later). You can also use Group Policy preferences to configure applications that are not Group Policy-aware. By using Group Policy preferences, you can change or delete almost any registry setting, file or folder, shortcut, and more. You are not limited by the contents of Administrative Template files.

<http://technet.microsoft.com/en-us/library/dn581922.aspx>

QUESTION 50

Your network contains an Active Directory domain named contoso.com. All domain controllers run Windows Server 2012 R2.

The domain contains 200 Group Policy objects (GPOs).

An administrator named Admin1 must be able to add new WMI filters from the Group Policy Management Console (GPMC).

You need to delegate the required permissions to Admin1. The solution must minimize the number of permissions assigned to Admin1.

What should you do?

- A. From Active Directory Users and Computers, add Admin1 to the WinRMRemoteWMIUsers_group.
- B. From Group Policy Management, assign Creator Owner to Admin1 for the WMI Filters container.
- C. From Active Directory Users and Computers, add Admin1 to the Domain Admins group.
- D. From Group Policy Management, assign Full control to Admin1 for the WMI Filters container.

Correct Answer: D

Section: (none)

Explanation

Explanation/Reference:

Explanation:

Users with Full control permissions can create and control all WMI filters in the domain, including WMI filters created by others.

Users with Creator owner permissions can create WMI filters, but can only control WMI filters that they create.

[http://technet.microsoft.com/en-us/library/cc757429\(v=ws.10\).aspx](http://technet.microsoft.com/en-us/library/cc757429(v=ws.10).aspx)

QUESTION 51

Your network contains two DNS servers named Server1 and Server2 that run Windows Server 2012 R2. Server1 hosts a primary zone for contoso.com. Server2 hosts a secondary zone for contoso.com.

You need to ensure that Server2 replicates changes to the contoso.com zone every five minutes.

Which setting should you modify in the start of authority (SOA) record?

- A. Retry interval
- B. Expires after
- C. Minimum (default) TTL
- D. Refresh interval

Correct Answer: D

Section: (none)

Explanation

Explanation/Reference:

Explanation:

By default, the refresh interval for each zone is set to 15 minutes. The refresh interval is used to determine how often other DNS servers that load and host the zone must attempt to renew the zone.

The screenshot shows the 'adatum.com Properties' dialog box with the 'Start of Authority (SOA)' tab selected. The 'Refresh interval' is set to 5 minutes and is highlighted with a red box. Other settings include Serial number: 1, Primary server: server1.contoso.com, Responsible person: hostmaster.contoso.com, Retry interval: 10 minutes, Expires after: 1 days, Minimum (default) TTL: 1 hours, and TTL for this record: 0:1:0:0.

QUESTION 52

Your network contains two Active Directory domains named contoso.com and adatum.com.

The network contains a server named Server1 that runs Windows Server 2012 R2. Server1 has the DNS Server server role installed. Server1 has a copy of the contoso.com DNS zone.

You need to configure Server1 to resolve names in the adatum.com domain. The solution must meet the following requirements:

- Prevent the need to change the configuration of the current name servers that host zones for adatum.com.

- Minimize administrative effort.

Which type of zone should you create?

- A. Secondary
- B. Stub
- C. Reverse lookup
- D. Primary

Correct Answer: B

Section: (none)

Explanation

Explanation/Reference:

Explanation:

When a zone that this DNS server hosts is a stub zone, this DNS server is a source only for information about the authoritative name servers for this zone. The zone at this server must be obtained from another DNS server that hosts the zone. This DNS server must have network access to the remote DNS server to copy the authoritative name server information about the zone.

A stub zone is a copy of a zone that contains only necessary resource records (Start of Authority (SOA), Name Server (NS), and Address/Host (A) record) in the master zone and acts as a pointer to the authoritative name server. The stub zone allows the server to forward queries to the name server that is authoritative for the master zone without going up to the root name servers and working its way down to the server. While a stub zone can improve performance, it does not provide redundancy or load sharing.



You can use stub zones to:

Keep delegated zone information current. By updating a stub zone for one of its child zones regularly, the DNS server that hosts both the parent zone and the stub zone will maintain a current list of authoritative DNS servers for the child zone. Improve name resolution. Stub zones enable a DNS server to perform recursion using the stub zone's list of name servers, without having to query the Internet or an internal root server for the DNS namespace. Simplify DNS administration. By using stub zones throughout your DNS infrastructure, you can distribute a list of the authoritative DNS servers for a zone without using secondary zones. However, stub zones do not serve the same purpose as secondary zones, and they are not an alternative for enhancing redundancy and load sharing.

There are two lists of DNS servers involved in the loading and maintenance of a stub zone:

The list of master servers from which the DNS server loads and updates a stub zone. A master server may be a primary or secondary DNS server for the zone. In both cases, it will have a complete list of the DNS servers for the zone. The list of the authoritative DNS servers for a zone. This list is contained in the stub zone using name server (NS) resource records.

When a DNS server loads a stub zone, such as widgets.tailspintoys.com, it queries the master servers, which can be in different locations, for the

necessary resource records of the authoritative servers for the zone widgets.tailspintoys.com. The list of master servers may contain a single server or multiple servers, and it can be changed anytime.

<http://technet.microsoft.com/en-us/library/cc771898.aspx>

<http://technet.microsoft.com/en-us/library/cc754190.aspx>

<http://technet.microsoft.com/en-us/library/cc730980.aspx>

QUESTION 53

Your network contains an Active Directory domain named contoso.com. The domain contains six domain controllers named DC1, DC2, DC3, DC4, DC5, and DC6. Each domain controller has the DNS Server server role installed and hosts an Active Directory-integrated zone for contoso.com.

You plan to create a new Active Directory-integrated zone named litwareinc.com that will be used for testing.

You need to ensure that the new zone will be available only on DC5 and DCG.

What should you do first?

- A. Change the zone replication scope.
- B. Create an Active Directory connection object.
- C. Create an Active Directory site link.
- D. Create an application directory partition.

Correct Answer: D

Section: (none)

Explanation

Explanation/Reference:

Explanation:

You can store Domain Name System (DNS) zones in the domain or application directory partitions of Active Directory Domain Services (AD DS). A partition is a data structure in AD DS that distinguishes data for different replication purposes. When you create an application directory partition for DNS, you can control the scope of replication for the zone that is stored in that partition.

QUESTION 54

Your network contains an Active Directory domain named contoso.com. The domain contains a server named NPS1 that has the Network Policy Server server role installed. All servers run Windows Server 2012 R2.

You install the Remote Access server role on 10 servers.

You need to ensure that all of the Remote Access servers use the same network policies.

Which two actions should you perform? (Each correct answer presents part of the solution. Choose two.)

- A. Configure each Remote Access server to use the Routing and Remote Access service (RRAS) to authenticate connection requests.
- B. On NPS1, create a remote RADIUS server group. Add all of the Remote Access servers to the remote RADIUS server group.
- C. On NPS1, create a new connection request policy and add a Tunnel-Type and a Service-Type condition.
- D. Configure each Remote Access server to use a RADIUS server named NPS1.
- E. On NPS1, create a RADIUS client template and use the template to create RADIUS clients.

Correct Answer: CD

Section: (none)

Explanation

Explanation/Reference:

Explanation:

Connection request policies are sets of conditions and settings that allow network administrators to designate which RADIUS servers perform the authentication and authorization of connection requests that the server running Network Policy Server (NPS) receives from RADIUS clients. Connection request policies can be configured to designate which RADIUS servers are used for RADIUS accounting. When you configure Network Policy Server (NPS) as a Remote Authentication Dial-In User Service (RADIUS) proxy, you use NPS to forward connection requests to RADIUS servers that are capable of processing the connection requests because they can perform authentication and authorization in the domain where the user or computer account is located. For example, if you want to forward connection requests to one or more RADIUS servers in untrusted domains, you can configure NPS as a RADIUS proxy to forward the requests to the remote RADIUS servers in the untrusted domain. To configure NPS as a RADIUS proxy, you must create a connection request policy that contains all of the information required for NPS to evaluate which messages to forward and where to send the messages.

[http://technet.microsoft.com/en-us/library/cc730866\(v=ws.10\).aspx](http://technet.microsoft.com/en-us/library/cc730866(v=ws.10).aspx)

QUESTION 55

Your network contains a server named Server1 that has the Network Policy and Access Services server role installed.

All of the network access servers forward connection requests to Server1.

You create a new network policy on Server1.

You need to ensure that the new policy applies only to connection requests from the 192.168.0.0/24 subnet.

What should you do?

- A. Set the Client IP4 Address condition to 192.168.0.0/24.
- B. Set the Client IP4 Address condition to 192.168.0.
- C. Set the Called Station ID constraint to 192.168.0.0/24.
- D. Set the Called Station ID constraint to 192.168.0.

Correct Answer: B

Section: (none)

Explanation

Explanation/Reference:

Explanation:

RADIUS client properties

Following are the RADIUS client conditions that you can configure in network policy.

Calling Station ID: Specifies the network access server telephone number that was dialed by the dial-up access client.

Client Friendly Name: Specifies the name of the RADIUS client that forwarded the connection request to the NPS server.

Client IPv4 Address: Specifies the Internet Protocol (IP) version 4 address of the RADIUS client that forwarded the connection request to the NPS server.

Client IPv6 Address: Specifies the Internet Protocol (IP) version 6 address of the RADIUS client that forwarded the connection request to the NPS server.

Client Vendor: Specifies the name of the vendor or manufacturer of the RADIUS client that sends connection requests to the NPS server.

MS RAS Vendor: Specifies the vendor identification number of the network access server that is requesting authentication.

QUESTION 56

Your network contains an Active Directory domain named contoso.com. The domain contains a server named Server1 that runs Windows Server 2012 R2. Server1 has the Network Policy and Access Services server role installed.

You plan to deploy 802.1x authentication to secure the wireless network.

You need to identify which Network Policy Server (NPS) authentication method supports certificate-based mutual authentication for the 802.1x deployment.

Which authentication method should you identify?

- A. MS-CHAP
- B. PEAP-MS-CHAPv2
- C. EAP-TLS
- D. MS-CHAP v2

Correct Answer: C

Section: (none)

Explanation

Explanation/Reference:

Explanation:

802.1X uses EAP, EAP-TLS, EAP-MS-CHAP v2, and PEAP authentication methods:

EAP (Extensible Authentication Protocol) uses an arbitrary authentication method, such as certificates, smart cards, or credentials.

EAP-TLS (EAP-Transport Layer Security) is an EAP type that is used in certificate-based security environments, and it provides the strongest authentication and key determination method.

EAP-MS-CHAP v2 (EAP-Microsoft Challenge Handshake Authentication Protocol version 2) is a mutual authentication method that supports password-

based user or computer authentication.

PEAP (Protected EAP) is an authentication method that uses TLS to enhance the security of other EAP authentication protocols.

QUESTION 57

Your network contains an Active Directory domain named contoso.com. The domain contains client computers that run either Windows XP or Windows 8.

Network Policy Server (NPS) is deployed to the domain.

You plan to create a system health validator (SHV).

You need to identify which policy settings can be applied to all of the computers.

Which three policy settings should you identify? (Each correct answer presents part of the solution. Choose three.)

- A. Antispyware is up to date.
- B. Automatic updating is enabled.
- C. Antivirus is up to date.
- D. A firewall is enabled for all network connections.
- E. An antispyware application is on.

Correct Answer: BCD

Section: (none)

Explanation

Explanation/Reference:

Explanation:

The WSHA on NAP client computers running Windows XP SP3 does not monitor the status of antispyware applications.

**QUESTION 58**

Your network contains two servers named Server1 and Server2 that run windows Server 2012 R2. Server1 and Server2 have the Windows Server Update Services server role installed.

Server1 synchronizes from Microsoft Update. Server2 is a Windows Server Update Services (WSUS) replica of Server1.

You need to configure replica downstream servers to send Server1 summary information about the computer update status.

What should you do?

- A. From Server1, configure Reporting Rollup.
- B. From Server2, configure Reporting Rollup.
- C. From Server2, configure Email Notifications.
- D. From Server1, configure Email Notifications.

Correct Answer: A

Section: (none)

Explanation

Explanation/Reference:

Explanation:

WSUS Reporting Rollup Sample Tool

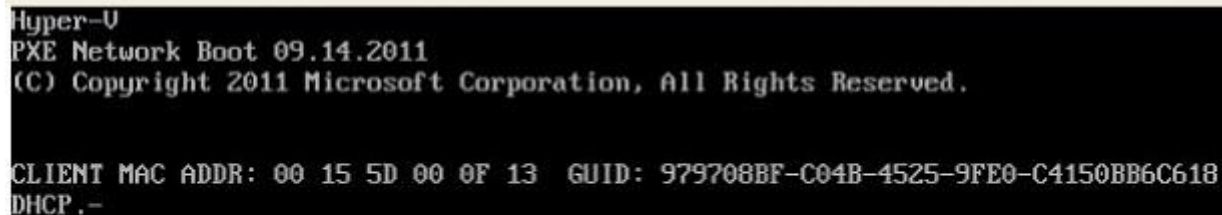
This tool uses the WSUS application programming interface (API) to demonstrate centralized monitoring and reporting for WSUS. It creates a single report of update and computer status from the WSUS servers into your WSUS environment. The sample package also contains sample source files to customize or extend the tool functionality of the tool to meet specific needs. The WSUS Reporting Rollup Sample Tool and files are provided AS IS. No product support is available for this tool or sample files. For more information read the readme file.

<http://technet.microsoft.com/en-us/windowsserver/bb466192.aspx>

QUESTION 59

You manage a server that runs Windows Server 2012 R2. The server has the Windows Deployment Services server role installed.

You start a virtual machine named VM1 as shown in the exhibit. (Click the Exhibit button.)



```
Hyper-V
PXE Network Boot 09.14.2011
(C) Copyright 2011 Microsoft Corporation, All Rights Reserved.

CLIENT MAC ADDR: 00 15 5D 00 0F 13  GUID: 979708BF-C04B-4525-9FE0-C4150BB6C618
DHCP, -
```

You need to configure a pre-staged device for VM1 in the Windows Deployment Services console.

Which two values should you assign to the device ID? (Each correct answer presents a complete solution. Choose two.)

- A. 979708BFC04B45259FE0C4150BB6C618

- B. 979708BF-C04B-4525-9FE0-C4150BB6C618
- C. 00155D000F1300000000000000000000
- D. 000000000000000000000000000000155D000F13
- E. 00000000-0000-0000-0000-C4150BB6C618

Correct Answer: BD

Section: (none)

Explanation

Explanation/Reference:

Explanation:

Use client computer's media access control (MAC) address preceded with twenty zeros or the globally unique identifier (GUID) in the format: {XXXXXXXX-XXXX-XXXX-XXX- XXXXXXXXXXXXX}.

<http://technet.microsoft.com/en-us/library/cc754469.aspx>

QUESTION 60

You have a server named Server1 that runs Windows Server 2012 R2.

On Server1, you configure a custom Data Collector Set (DCS) named DCS1. DCS1 is configured to store performance log data in C:\Logs.

You need to ensure that the contents of C:\Logs are deleted automatically when the folder reaches 100 MB in size.

What should you configure?

- A. A File Server Resource Manager (FSRM) file screen on the C:\Logs folder
- B. The Data Manager settings of DCS1
- C. A schedule for DCS1
- D. A File Server Resource Manager (FSRM) quota on the C:\Logs folder

Correct Answer: B

Section: (none)

Explanation

Explanation/Reference:

Explanation:

To configure data management for a Data Collector Set

1. In Windows Performance Monitor, expand Data Collector Sets and click User Defined.
2. In the console pane, right-click the name of the Data Collector Set that you want to configure and click Data Manager.
3. On the Data Manager tab, you can accept the default values or make changes according to your data retention policy. See the table below for details on each option.

When Minimum free disk or Maximum folders is selected, previous data will be deleted according to the Resource policy you choose (Delete largest or

Delete oldest) when the limit is reached. When Apply policy before the data collector set starts is selected, previous data will be deleted according to your selections before the data collector set creates its next log file.

When Maximum root path size is selected, previous data will be deleted according to your selections when the root log folder size limit is reached.

4. Click the Actions tab. You can accept the default values or make changes. See the table below for details on each option.

5. When you have finished making your changes, click OK.

QUESTION 61

You have Windows Server 2012 R2 installation media that contains a file named Install.wim.

You need to identify which images are present in Install.wim.

What should you do?

- A. Run imagex.exe and specify the /ref parameter.
- B. Run dism.exe and specify the /get-mountedwiminfo parameter.
- C. Run dism.exe and specify the /get-imageinfo parameter.
- D. Run imagex.exe and specify the /verify parameter.

Correct Answer: C

Section: (none)

Explanation

Explanation/Reference:

Explanation:

Option:

/Get-ImageInfo

Arguments:

/ImageFile: <path_to_image.wim>

[{/Index: <Image_index> | /Name: <Image_name>}]

Displays information about the images that are contained in the .wim, vhd or .vhdx file. When used with the Index or /Name argument, information about the specified image is displayed, which includes if an image is a WIMBoot image, if the image is Windows 8.1 Update, see Take Inventory of an Image or Component Using DISM. The /Name argument does not apply to VHD files. You must specify /Index: 1 for VHD files.

[http://technet.microsoft.com/en-us/library/cc749447\(v=ws.10\).aspx](http://technet.microsoft.com/en-us/library/cc749447(v=ws.10).aspx)

[http://technet.microsoft.com/en-us/library/dd744382\(v=ws.10\).aspx](http://technet.microsoft.com/en-us/library/dd744382(v=ws.10).aspx)

<http://technet.microsoft.com/en-us/library/hh825224.aspx>

QUESTION 62

Your network contains an Active Directory domain named contoso.com. The domain contains a server named Server1 that runs Windows Server 2008 R2.

You plan to test Windows Server 2012 R2 by using native-boot virtual hard disks (VHDs).

You attach a new VHD to Server1.

You need to install Windows Server 2012 R2 in the VHD.

What should you do?

- A. Run imagex.exe and specify the /append parameter.
- B. Run dism.exe and specify the /apply-image parameter.
- C. Run imagex.exe and specify the /export parameter.
- D. Run dism.exe and specify the /append-image parameter.

Correct Answer: B

Section: (none)

Explanation

Explanation/Reference:

Explanation:

On the destination computer, you will create a structure for the partitions where you apply your images. The partition structure on the destination computer must match the partition structure of the reference computer. If you apply an image to a volume with an existing Windows installation, files from the previous installation may not be deleted. Format the volume by using a tool such as DiskPart before applying the new image.

QUESTION 63

Your network contains an Active Directory domain named contoso.com. The domain contains a member server named Server1. All servers run Windows Server 2012 R2.

You need to collect the error events from all of the servers on Server1. The solution must ensure that when new servers are added to the domain, their error events are collected automatically on Server1.

Which two actions should you perform? (Each correct answer presents part of the solution. Choose two.)

- A. On Server1, create a collector initiated subscription.
- B. On Server1, create a source computer initiated subscription.
- C. From a Group Policy object (GPO), configure the Configure target Subscription Manager setting.
- D. From a Group Policy object (GPO), configure the Configure forwarder resource usage setting.

Correct Answer: BC

Section: (none)

Explanation

Explanation/Reference:

Explanation:

To set up a Source-Initiated Subscription with Windows Server 2003/2008 so that events of interest from the Security event log of several domain controllers can be forwarded to an administrative workstation

* Group Policy

The forwarding computer needs to be configured with the address of the server to which the events are forwarded. This can be done with the following group policy setting:

Computer configuration-Administrative templates-Windows components-Event forwarding- Configure the server address, refresh interval, and issue certificate authority of a target subscription manager.

* Edit the GPO and browse to Computer Configuration | Policies | Administrative Templates | Windows Components | Event Forwarding - Configure the server address, refresh interval, and issuer certificate authority of a target Subscription Manager

QUESTION 64

Your network contains a Hyper-V host named Server1 that hosts 20 virtual machines.

You need to view the amount of memory resources and processor resources each virtual machine uses currently.

Which tool should you use on Server1?

- A. Hyper-V Manager
- B. Task Manager
- C. Windows System Resource Manager (WSRM)
- D. Resource Monitor

Correct Answer: A

Section: (none)

Explanation

QUESTION 65

You have a server named WSUS1 that runs Windows Server 2012 R2. WSUS1 has the Windows Server Update Services server role installed and has one volume.

You add a new hard disk to WSUS1 and then create a volume on the hard disk.

You need to ensure that the Windows Server Update Services (WSUS) update files are stored on the new volume.

What should you do?

- A. From the Update Services console, configure the Update Files and Languages option.
- B. From the Update Services console, run the Windows Server Update Services Configuration Wizard.
- C. From a command prompt, run wsusutil.exe and specify the export parameter.
- D. From a command prompt, run wsusutil.exe and specify the movecontent parameter.

Correct Answer: D

Section: (none)

Explanation

Explanation/Reference:

Explanation:

Local Storage Considerations

If you decide to store update files on your server, the recommended minimum disk size is 30 GB. However, depending on the synchronization options you specify, you might need to use a larger disk. For example, when specifying advanced synchronization options, as in the following procedure, if you select options to download multiple languages and/or the option to download express installation files, your server disk can easily reach 30 GB.

Therefore if you choose any of these options, install a larger disk (for example, 100 GB).

If your disk gets full, you can install a new, larger disk and then move the update files to the new location. To do this, after you create the new disk drive, you will need to run the WSUSUtil.exetool (with the movecontent command) to move the update files to the new disk. For this procedure, see Managing WSUS from the Command Line.

For example, if D:\WSUS1 is the new path for local WSUS update storage, D:\move. log is the path to the log file, and you wanted to copy the old files to the new location, you would type: wsusutil.exe movecontent D:\WSUS1\ D:\move. log

Note: If you do not want to use WSUSUtil.exe to change the location of local WSUS update storage, you can also use NTFS functionality to add a partition to the current location of local WSUS update storage. For more information about NTFS, go to Help and Support Center in Windows Server 2003.

Syntax

At the command line %drive%\Program Files\Update Services\Tools>, type:

wsusutilmovecontentcontentpathlogfile -skipcopy [/?]

The parameters are defined in the following table. contentpath - the new root for content files. The path must exist. logfile - the path and file name of the log file to create. -skipcopy - indicates that only the server configuration should be changed, and that the content files should not be copied. /help or /? - displays command-line help for movecontent command.

<http://blogs.technet.com/b/sus/archive/2008/05/19/wsus-how-to-change-the-location-where-wsus-stores-updates-locally.aspx>

[http://technet.microsoft.com/en-us/library/cc720475\(v=ws.10\).aspx](http://technet.microsoft.com/en-us/library/cc720475(v=ws.10).aspx)

<http://technet.microsoft.com/en-us/library/cc708480%28v=ws.10%29.aspx>

[http://technet.microsoft.com/en-us/library/cc720466\(v=ws.10\).aspx](http://technet.microsoft.com/en-us/library/cc720466(v=ws.10).aspx)

<http://technet.microsoft.com/en-us/library/cc708480%28v=ws.10%29.aspx>

QUESTION 66

Your company has a main office and two branch offices. The main office is located in Seattle. The two branch offices are located in Montreal and Miami. Each office is configured as an Active Directory site.

The network contains an Active Directory domain named contoso.com. Network traffic is not routed between the Montreal office and the Miami office.

You implement a Distributed File System (DFS) namespace named \\contoso.com\public. The namespace contains a folder named Folder1. Folder1 has a folder target in each office.

You need to configure DFS to ensure that users in the branch offices only receive referrals to the target in their respective office or to the target in the main office.

Which two actions should you perform? (Each correct answer presents part of the solution. Choose two.)

- A. Set the Ordering method of \\contoso.com\public to Random order.
- B. Set the Advanced properties of the folder target in the Seattle office to Last among all targets.
- C. Set the Advanced properties of the folder target in the Seattle office to First among targets of equal cost.
- D. Set the Ordering method of \\contoso.com\public to Exclude targets outside of the client's site.
- E. Set the Advanced properties of the folder target in the Seattle office to Last among targets of equal cost.
- F. Set the Ordering method of \\contoso.com\public to Lowest cost.

Correct Answer: CD

Section: (none)

Explanation

Explanation/Reference:

Explanation:

Exclude targets outside of the client's site

In this method, the referral contains only the targets that are in the same site as the client. These same-site targets are listed in random order. If no same-site targets exist, the client does not receive a referral and cannot access that portion of the namespace. Note: Targets that have target priority set to "First among all targets" or "Last among all targets" are still listed in the referral, even if the ordering method is set to Exclude targets outside of the client's site .

Note 2: Set the Ordering Method for Targets in Referrals A referral is an ordered list of targets that a client computer receives from a domain controller or namespace server when the user accesses a namespace root or folder with targets. After the client receives the referral, the client attempts to access the first target in the list. If the target is not available, the client attempts to access the next target.

QUESTION 67

You have a server named Server 1.

You enable BitLocker Drive Encryption (BitLocker) on Server 1.

You need to change the password for the Trusted Platform Module (TPM) chip.

What should you run on Server1?

- A. Manage-bde.exe
- B. Set-TpmOwnerAuth
- C. bdehdcfg.exe
- D. tpmvscmgr.exe

Correct Answer: B

Section: (none)

Explanation

Explanation/Reference:

Explanation:

The Set-TpmOwnerAuthcmdlet changes the current owner authorization value of the Trusted Platform Module (TPM) to a new value. You can specify the current owner authorization value or specify a file that contains the current owner authorization value. If you do not specify an owner authorization value, the cmdlet attempts to read the value from the registry.

Use the ConvertTo-TpmOwnerAuthcmdlet to create an owner authorization value. You can specify a new owner authorization value or specify a file that contains the new value.

QUESTION 68

You have a file server that has the File Server Resource Manager role service installed.

You open the File Server Resource Manager console as shown in the exhibit. (Click the Exhibit button.)



You need to ensure that all of the folders in Folder1 have a 100-MB quota limit.

What should you do?

- A. Run the Update Fsrmdotnet.
- B. Run the Update-Fsrmdotnet.
- C. Create a new quota for Folder1.
- D. Modify the quota properties of Folder1.

Correct Answer: C

Section: (none)

Explanation

Explanation/Reference:

Explanation:

By using auto apply quotas, you can assign a quota template to a parent volume or folder. Then File Server Resource Manager automatically generates quotas that are based on that template. Quotas are generated for each of the existing subfolders and for subfolders that you create in the future.

Create Quota

Quota path:

☐ Create quota on path
☒ **Auto apply template and create quotas on existing and new subfolders**

Quota properties
 You can either use properties from a quota template or define custom quota properties.

How do you want to configure quota properties?

☒ Derive properties from this quota template (recommended):

☐ Define custom quota properties

Summary of quota properties:

- [-] Auto Apply Quota:
 - Source template: 100 MB Limit
 - Limit: 100 MB (Hard)
 - [-] Notification: 4
 - Warning(85%): Email
 - Warning(95%): Email, Event log

<http://technet.microsoft.com/en-us/library/cc731577.aspx>

QUESTION 69

Your network contains an Active Directory forest named contoso.com.

The domain contains three servers. The servers are configured as shown in the following table.

Server name	Operating system	Server role
DC1	Windows Server 2008 R2	DNS Server DHCP Server Active Directory Domain Services
Server2	Windows Server 2012 R2	File and Storage Services
Server3	Windows Server 2012 R2	Active Directory Certificate Services

You need to identify which server role must be deployed to the network to support the planned implementation.

Which role should you identify?

- A. Network Policy and Access Services
- B. Volume Activation Services
- C. Windows Deployment Services
- D. Active Directory Rights Management Services

Correct Answer: C

Section: (none)

Explanation

Explanation/Reference:

Explanation:

Windows Deployment Services (WDS) is a server role that enables you to remotely deploy Windows operating systems. You can use it to set up new computers by using a network- based installation. This means that you do not have to install each operating system directly from a CD, USB drive or DVD. To use Windows Deployment Services, you should have a working knowledge of common desktop deployment technologies and networking components, including Dynamic Host Configuration Protocol (DHCP), Domain Name System (DNS), and Active Directory Domain Services (AD DS). It is also helpful to understand the Preboot execution Environment (also known as Pre-Execution Environment).

QUESTION 70

Your network contains an Active Directory domain named contoso.com. The domain contains five servers. The servers are configured as shown in the following table.

Server name	Configuration
Server1	Domain controller
Server2	DHCP server
Server3	DNS server
Server4	Network Policy Server (NPS)
Server5	Windows Deployment Services (WDS)

All desktop computers in contoso.com run Windows 8 and are configured to use BitLocker Drive Encryption (BitLocker) on all local disk drives.

You need to deploy the Network Unlock feature. The solution must minimize the number of features and server roles installed on the network.

To which server should you deploy the feature?

- A. Server1
- B. Server2
- C. Server3
- D. Server4
- E. Server5

Correct Answer: E

Section: (none)

Explanation

Explanation/Reference:

Explanation:

The BitLocker Network Unlock feature will install the WDS role if it is not already installed. If you want to install it separately before you install BitLocker Network Unlock you can use Server Manager or Windows PowerShell. To install the role using Server Manager, select the Windows Deployment Services role in Server Manager.

QUESTION 71

You have a server named Server1 that runs Windows Server 2012 R2. Server1 has the File Server Resource Manager role service installed.

Server1 has a folder named Folder1 that is used by the human resources department.

You need to ensure that an email notification is sent immediately to the human resources manager when a user copies an audio file or a video file to Folder1.

What should you configure on Server1?

- A. a storage report task
- B. a file screen exception
- C. a file screen
- D. a file group

Correct Answer: C

Section: (none)

Explanation

Explanation/Reference:

Explanation:

Create file screens to control the types of files that users can save, and generate notifications when users attempt to save unauthorized files. With File Server Resource Manager (FSRM) you can create file screens that prevent users from saving unauthorized files on volumes or folders.

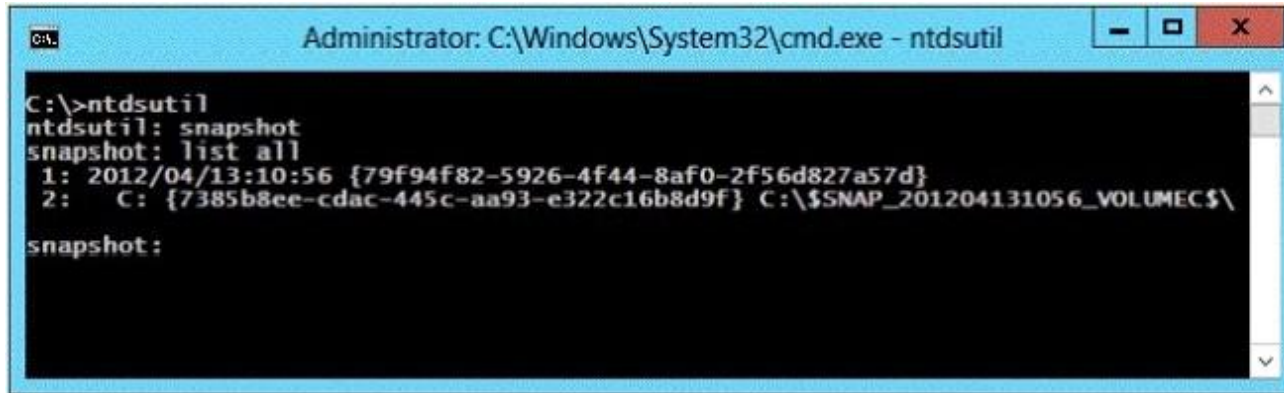
File Screen Enforcement:

You can create file screens to prevent users from saving unauthorized files on volumes or folders. There are two types of file screen enforcement: active and passive enforcement. Active file screen enforcement does not allow the user to save an unauthorized file. Passive file screen enforcement allows the user to save the file, but notifies the user that the file is not an authorized file. You can configure notifications, such as events logged to the event log or e-mails sent to users and administrators, as part of active and passive file screen enforcement.

QUESTION 72

Your network contains an Active Directory domain named contoso.com. The domain contains a domain controller named DC1.

You run ntdsutil as shown in the exhibit. (Click the Exhibit button.)



```
Administrator: C:\Windows\System32\cmd.exe - ntdsutil

C:\>ntdsutil
ntdsutil: snapshot
snapshot: list all
1: 2012/04/13:10:56 {79f94f82-5926-4f44-8af0-2f56d827a57d}
2: C: {7385b8ee-cdac-445c-aa93-e322c16b8d9f} C:\$SNAP_201204131056_VOLUMEC$
snapshot:
```

You need to ensure that you can access the contents of the mounted snapshot.

What should you do?

- A. From the snapshot context of ntdsutil, run activate instance "NTDS".
- B. From a command prompt, run dsamain.exe -dbpath c:\\$snap_201204131056_volumeec\$\windows\ntds\ntds. dit -ldapport 389.
- C. From the snapshot context of ntdsutil, run mount {79f94f82-5926-4f44-8af0-2f56d827a57d}.
- D. From a command prompt, run dsamain.exe -dbpath c:\\$snap_201204131056_volumeec\$\windows\ntds\ntds. dit -ldapport 33389.

Correct Answer: D

Section: (none)

Explanation

Explanation/Reference:

Explanation:

By default, only members of the Domain Admins group and the Enterprise Admins group are allowed to view the snapshots because they contain sensitive AD DS data. If you want to access snapshot data from an old domain or forest that has been deleted, you can allow nonadministrators to access the data when you run Dsamain.exe. If you plan to view the snapshot data on a domain controller, specify ports that are different from the ports that the domain controller will use. A client starts an LDAP session by connecting to an LDAP server, called a Directory System Agent (DSA), by default on TCP port and UDP [7] port 389. The client then sends an operation request to the server, and the server sends responses in return. With some exceptions, the client does not need to wait for a response before sending the next request, and the server may send the responses in any order. All information is transmitted using Basic Encoding Rules (BER).

```

Administrator: Command Prompt - dsamain -dbpath c:\$SNAP_201212101208_...
C:\Windows\system32>ntdsutil
ntdsutil: act inst ntds
Active instance set to "ntds".
ntdsutil: snap
snapshot: create
Creating snapshot...
Snapshot set {062d937f-9cdd-4286-8938-9c29ce83c8a6} generated successfully.
snapshot: list all
1: 2012/12/10:11:21 {283eb2bf-0d60-46b2-8aec-3b33c5f02204}
2: {b23a00fc-ad43-469c-bf74-1973a0eca377}

3: 2012/12/10:11:27 {fe77651e-0bc4-4040-8d7d-1a0d19910188}
4: C: {c239243b-f97b-4dc0-b7cc-80172da16b65}

5: 2012/12/10:11:45 {33fa9e1e-664b-463b-9ef9-8b87301ca0d3}
6: C: {9e52495c-99d1-4dfe-881a-1829a7029097}

7: 2012/12/10:12:08 {062d937f-9cdd-4286-8938-9c29ce83c8a6}
8: C: {d41683c7-ae91-48fc-a639-1e9b82138bf4}

snapshot: mount {062d937f-9cdd-4286-8938-9c29ce83c8a6}
Snapshot {d41683c7-ae91-48fc-a639-1e9b82138bf4} mounted as C:\$SNAP_201212101208_UOLUME$
snapshot: quit
ntdsutil: quit

C:\Windows\system32>dsamain -dbpath c:\$SNAP_201212101208_UOLUME$\windows\ntds\
ntds.dit -ldappport 5000
EVENTLOG <Informational>: NTDS General / Internal Configuration : 2168
The DC is running on a supported hypervisor. UM Generation ID is detected.

Current value of UM Generation ID: 6680128214492828164

EVENTLOG <Informational>: NTDS General / Internal Configuration : 2172
Read the msDS-GenerationId attribute of the Domain Controller's computer object.

msDS-GenerationId attribute value:
6680128214492828164

EVENTLOG <Informational>: NTDS General / Service Control : 1000
Microsoft Active Directory Domain Services startup complete, version 6.2.9200.16384

```

[http://technet.microsoft.com/en-us/library/cc753609\(v=ws.10\).aspx](http://technet.microsoft.com/en-us/library/cc753609(v=ws.10).aspx)

QUESTION 73

Your network contains an Active Directory domain named contoso.com. The domain contains a read-only domain controller (RODC) named R0DC1.

You create a global group named RODC_Admins.

You need to provide the members of RODC_Admins with the ability to manage the hardware and the software on R0DC1. The solution must not provide RODC_Admins with the ability to manage Active Directory objects.

What should you do?

- A. From Active Directory Sites and Services, run the Delegation of Control Wizard.
- B. From a command prompt, run the dsadd computer command.
- C. From Active Directory Site and Services, configure the Security settings of the R0DC1 server object.
- D. From a command prompt, run the dsimgmt local roles command.

Correct Answer: D

Section: (none)

Explanation

Explanation/Reference:

Explanation:

RODC: using the dsimgmt.exe utility to manage local administrators One of the benefits of of RODC is that you can add local administrators who do not have full access to the domain administration. This gives them the ability to manage the server but not add or change active directory objects unless those roles are delegated. Adding this type of user is done using the dsmdmt.exe utility at the command prompt.

QUESTION 74

Your network contains an Active Directory domain named contoso.com. The domain contains a virtual machine named Server1 that runs Windows Server 2012 R2.

Server1 has a dynamically expanding virtual hard disk that is mounted to drive E.

You need to ensure that you can enable BitLocker Drive Encryption (BitLocker) on drive E.

Which command should you run?

- A. manage-bde -protectors -add c: -startup e:
- B. manage-bde -lock e:
- C. manage-bde -protectors -add e: -startupkey c:

D. manage-bde -on e:

Correct Answer: D

Section: (none)

Explanation

Explanation/Reference:

Explanation:

Manage-bde: on

Encrypts the drive and turns on BitLocker.

Example:

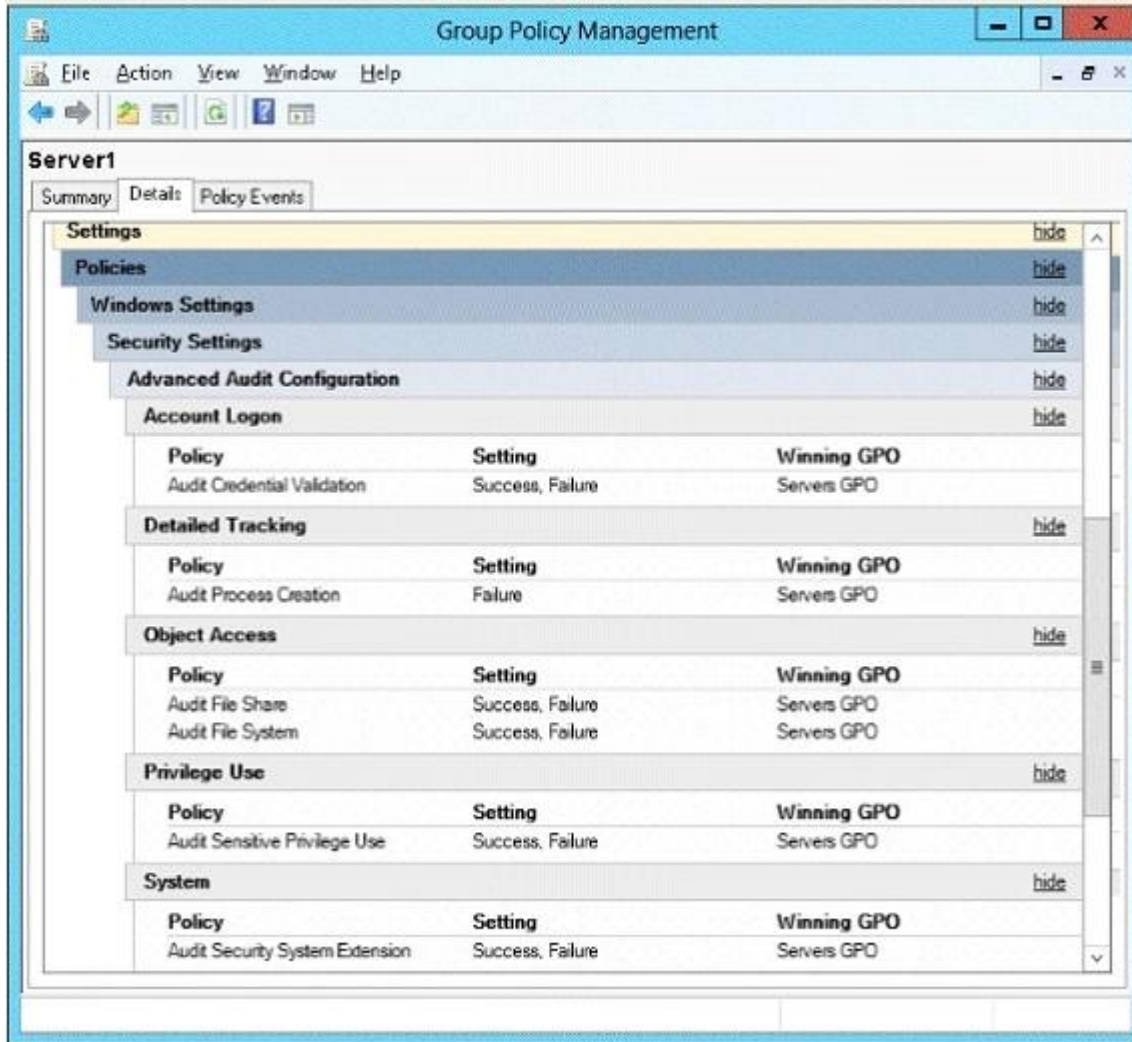
The following example illustrates using the -on command to turn on BitLocker for drive C and add a recovery password to the drive.

manage-bde -on C: -recoverypassword

QUESTION 75

Your network contains an Active Directory domain named contoso.com. The domain contains a file server named Server1 that runs Windows Server 2012 R2.

You view the effective policy settings of Server1 as shown in the exhibit. (Click the Exhibit button.)



On Server1, you have a folder named C:\Share1 that is shared as Share1. Share1 contains confidential data. A group named Group1 has full control of the content in Share1.

You need to ensure that an entry is added to the event log whenever a member of Group1 deletes a file in Share1.

What should you configure?

- A. the Audit File Share setting of Servers GPO
- B. the Sharing settings of C:\Share1
- C. the Audit File System setting of Servers GPO
- D. the Security settings of C:\Share1

Correct Answer: D

Section: (none)

Explanation

Explanation/Reference:

Explanation:

You can use Computer Management to track all connections to shared resources on a Windows Server 2008 R2 system.

Whenever a user or computer connects to a shared resource, Windows Server 2008 R2 lists a connection in the Sessions node.

File access, modification and deletion can only be tracked, if the object access auditing is enabled you can see the entries in event log.

To view connections to shared resources, type net session at a command prompt or follow these steps:

In Computer Management, connect to the computer on which you created the shared resource.

In the console tree, expand System Tools, expand Shared Folders, and then select Sessions. You can now view connections to shares for users and computers.

To enable folder permission auditing, you can follow the below steps:

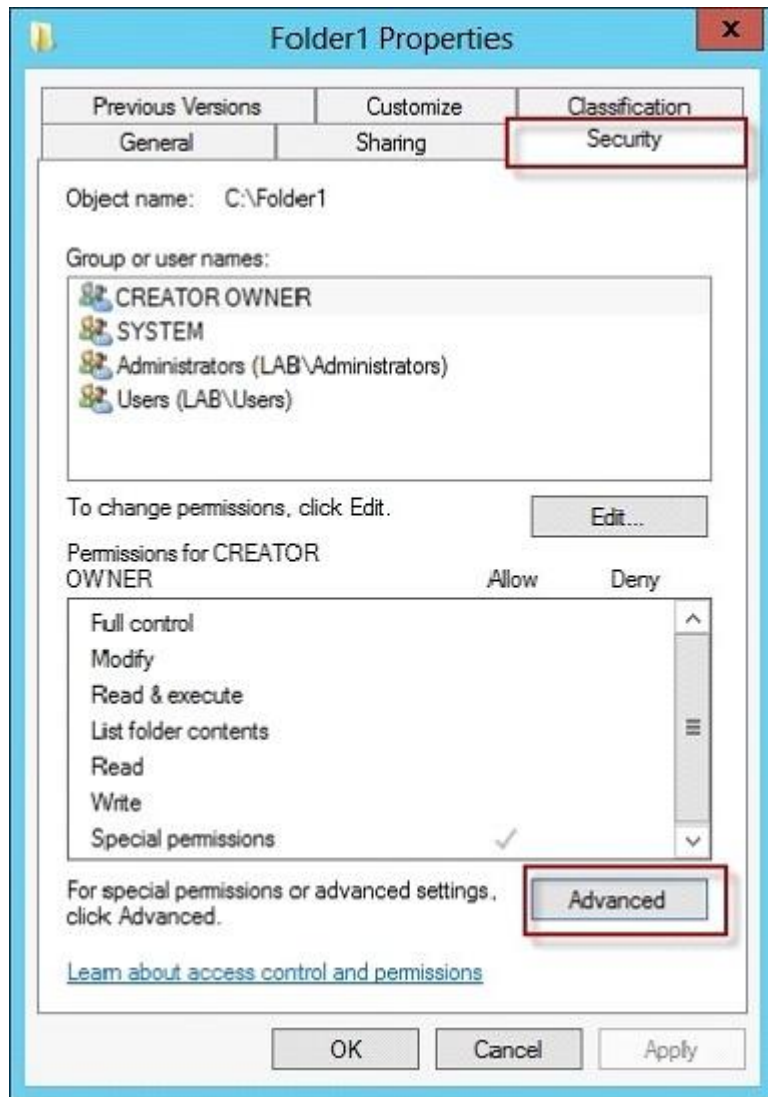
Click start and run "secpol. msc" without quotes.

Open the Local Policies\Audit Policy

Enable the Audit object access for "Success" and "Failure".

Go to target files and folders, right click the folder and select properties.

Go to Security Page and click Advanced.

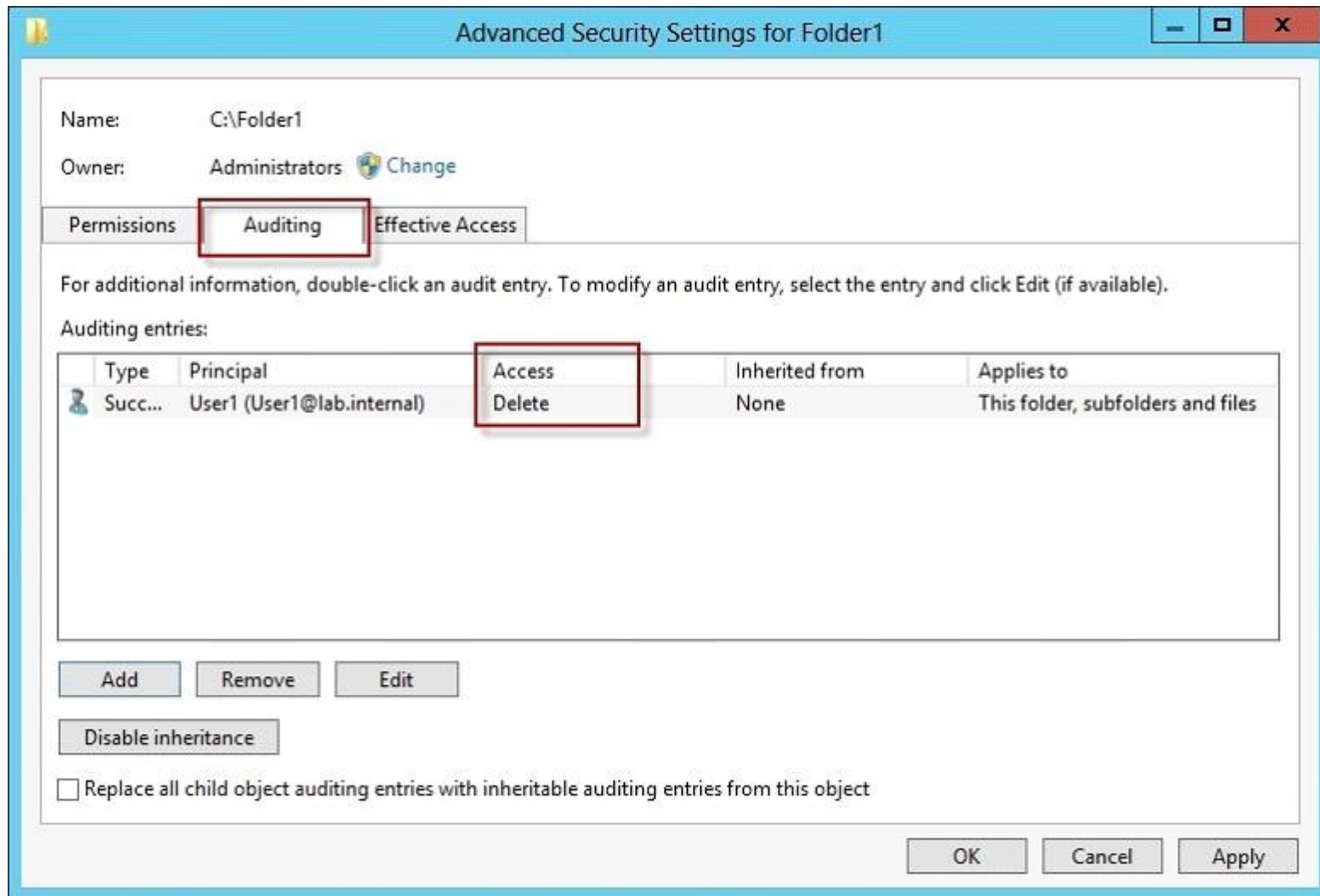


Click Auditing and Edit.

Click add, type everyone in the Select User, Computer, or Group. Choose Apply onto: This folder, subfolders and files.

Tick on the box "Change permissions"

Click OK.



After you enable security auditing on the folders, you should be able to see the folder permission changes in the server's Security event log. Task Category is File System.

<http://social.technet.microsoft.com/Forums/en-US/winservergen/thread/13779c78-0c73-4477-8014-f2eb10f3f10f/>

[http://technet.microsoft.com/en-us/library/cc753927\(v=ws.10\).aspx](http://technet.microsoft.com/en-us/library/cc753927(v=ws.10).aspx)

<http://social.technet.microsoft.com/Forums/en-US/winservergen/thread/13779c78-0c73-4477-8014-f2eb10f3f10f/>

<http://support.microsoft.com/kb/300549>

<http://www.windowsitpro.com/article/permissions/auditing-folder-permission-changes>

<http://www.windowsitpro.com/article/permissions/auditing-permission-changes-on-a-folder>

QUESTION 76

You have a failover cluster that contains five nodes. All of the nodes run Windows Server 2012 R2. All of the nodes have BitLocker Drive Encryption (BitLocker) enabled.

You enable BitLocker on a Cluster Shared Volume (CSV).

You need to ensure that all of the cluster nodes can access the CSV.

Which cmdlet should you run next?

- A. Unblock-Tpm
- B. Add-BitLockerKeyProtector
- C. Remove-BitLockerKeyProtector
- D. Enable BitLockerAutoUnlock

Correct Answer: B

Section: (none)

Explanation

Explanation/Reference:

Explanation:

Add an Active Directory Security Identifier (SID) to the CSV disk using the Cluster Name Object (CNO) The Active Directory protector is a domain security identifier (SID) based protector for protecting clustered volumes held within the Active Directory infrastructure. It can be bound to a user account, machine account or group. When an unlock request is made for a protected volume, the BitLocker service interrupts the request and uses the BitLocker protect/unprotect APIs to unlock or deny the request. For the cluster service to selfmanage.

BitLocker enabled disk volumes, an administrator must add the Cluster Name Object (CNO), which is the Active Directory identity associated with the Cluster Network name, as a BitLocker protector to the target disk volumes. Add-BitLockerKeyProtector <drive letter or CSV mount point> - ADAccountOrGroupProtector ?ADAccountOrGroup \$cno

QUESTION 77

Your network contains an Active Directory domain named contoso.com. All domain controllers run Windows Server 2012 R2.

The domain contains an Edge Server named Server1. Server1 is configured as a DirectAccess server. Server1 has the following settings:

Internal DNS name: server1.contoso.com
External DNS name: da1.contoso.com
Internal IPv6 address: 2002:c1a8:6a:3333::1
External IPv4 address: 65.55.37.62

You run the Remote Access Setup wizard as shown in the following exhibit. (Click the Exhibit button.)

Remote Access Setup

Infrastructure Server Setup
Configure infrastructure servers. DirectAccess clients access these servers before connecting to resources on the internal network.

Network Location Server
DNS
DNS Suffix Search List
Management

Enter DNS suffixes and internal DNS servers. DirectAccess client queries that match a suffix use the specified DNS server for name resolution. Name suffixes that do not have corresponding DNS servers are treated as exemptions, and DNS settings on client computers are used for name resolution.

	Name Suffix	DNS Server Address
▶	contoso.com	2002:c1a8:6a:3333::1
	server5.contoso.com	
*		

Select a local name resolution option:

☐ Use local name resolution if the name does not exist in DNS (most restrictive)

☒ Use local name resolution if the name does not exist in DNS or DNS servers are unreachable when the client computer is on a private network (recommended)

☐ Use local name resolution for any kind of DNS resolution error (least restrictive)

< Back Next > Finish Cancel

You need to ensure that client computers on the Internet can establish DirectAccess connections to Server1.

Which additional name suffix entry should you add from the Remote Access Setup wizard?

A. A Name Suffix value of dal.contoso.com and a blank DNS Server Address value

- B. A Name Suffix value of Server1.contoso.com and a DNS Server Address value of 65.55.37.62
- C. A Name Suffix value of da1.contoso.com and a DNS Server Address value of 65.55.37.62
- D. A Name Suffix value of Server1.contoso.com and a blank DNS Server Address value

Correct Answer: A

Section: (none)

Explanation

Explanation/Reference:

Explanation:

Split-brain DNS is the use of the same DNS domain for both Internet and intranet resources. For example, the Contoso Corporation is using split brain DNS; contoso.com is the domain name for intranet resources and Internet resources. Internet users use <http://www.contoso.com> to access Contoso's public Web site and Contoso employees on the Contoso intranet use <http://www.contoso.com> to access Contoso's intranet Web site. A Contoso employee with their laptop that is not a DirectAccess client on the intranet that accesses <http://www.contoso.com> sees the intranet Contoso Web site. When they take their laptop to the local coffee shop and access that same URL, they will see the public Contoso Web site.

When a DirectAccess client is on the Internet, the Name Resolution Policy Table (NRPT) sends DNS name queries for intranet resources to intranet DNS servers. A typical NRPT for DirectAccess will have a rule for the namespace of the organization, such as contoso.com for the Contoso Corporation, with the Internet Protocol version 6 (IPv6) addresses of intranet DNS servers. With just this rule in the NRPT, when a user on a DirectAccess client on the Internet attempts to access the uniform resource locator (URL) for their Web site (such as <http://www.contoso.com>), they will see the intranet version. Because of this rule, they will never see the public version of this URL when they are on the Internet.

For split-brain DNS deployments, you must list the FQDNs that are duplicated on the Internet and intranet and decide which resources the DirectAccess client should reach, the intranet version or the public (Internet) version. For each name that corresponds to a resource for which you want DirectAccess clients to reach the public version, you must add the corresponding FQDN as an exemption rule to the NRPT for your DirectAccess clients. Name suffixes that do not have corresponding DNS servers are treated as exemptions.

[http://technet.microsoft.com/en-us/library/ee382323\(v=ws.10\).aspx](http://technet.microsoft.com/en-us/library/ee382323(v=ws.10).aspx)

QUESTION 78

Your network contains an Active Directory domain named contoso.com. The domain contains a server named Server1 that runs Windows Server 2012 R2.

You enable and configure Routing and Remote Access (RRAS) on Server1.

You create a user account named User1.

You need to ensure that User1 can establish VPN connections to Server1.

What should you do?

- A. Create a network policy.

- B. Create a connection request policy.
- C. Add a RADIUS client.
- D. Modify the members of the Remote Management Users group.

Correct Answer: A

Section: (none)

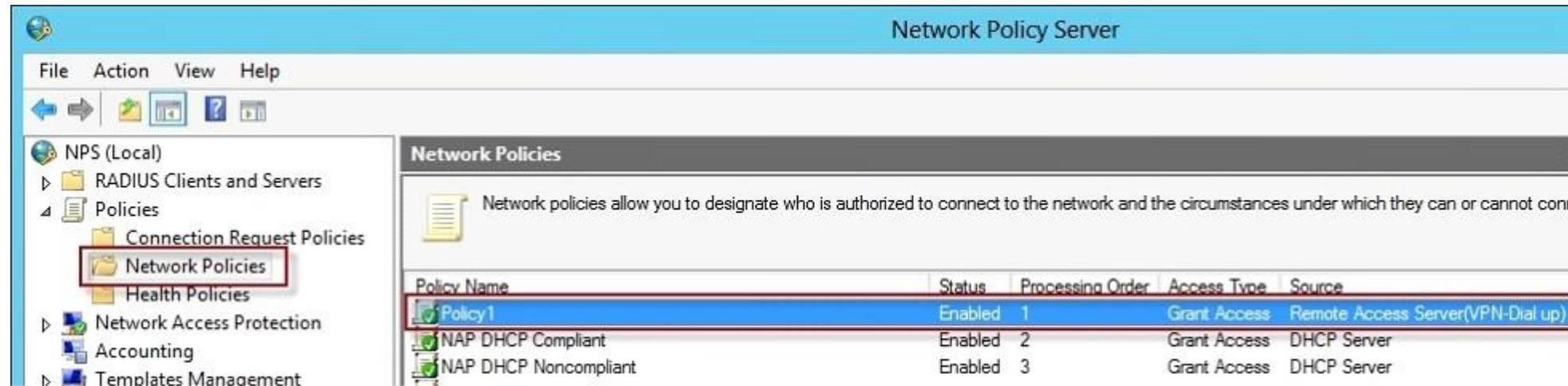
Explanation

Explanation/Reference:

Explanation:

Network policies are sets of conditions, constraints, and settings that allow you to designate who is authorized to connect to the network and the circumstances under which they can or cannot connect.

Network policies can be viewed as rules. Each rule has a set of conditions and settings. Configure your VPN server to use Network Access Protection (NAP) to enforce health requirement policies



<http://technet.microsoft.com/en-us/library/hh831683.aspx>
<http://technet.microsoft.com/en-us/library/cc754107.aspx>
<http://technet.microsoft.com/en-us/library/dd314165%28v=ws.10%29.aspx>
<http://technet.microsoft.com/en-us/windowsserver/dd448603.aspx>
[http://technet.microsoft.com/en-us/library/dd314165\(v=ws.10\).aspx](http://technet.microsoft.com/en-us/library/dd314165(v=ws.10).aspx)
<http://technet.microsoft.com/en-us/library/dd469733.aspx>
<http://technet.microsoft.com/en-us/library/dd469660.aspx>
<http://technet.microsoft.com/en-us/library/cc753603.aspx>
<http://technet.microsoft.com/en-us/library/cc754033.aspx>
<http://technet.microsoft.com/en-us/windowsserver/dd448603.aspx>

QUESTION 79

You have a DNS server named Server1.

Server1 has a primary zone named contoso.com.

Zone Aging/Scavenging is configured for the contoso.com zone.

One month ago, an administrator removed a server named Server2 from the network.

You discover that a static resource record for Server2 is present in contoso.com. Resource records for decommissioned client computers are removed automatically from contoso.com.

You need to ensure that the static resource records for all of the servers are removed automatically from contoso.com.

What should you modify?

- A. The Expires after value of contoso.com
- B. The Record time stamp value of the static resource records
- C. The time-to-live (TTL) value of the static resource records
- D. The Security settings of the static resource records

Correct Answer: B

Section: (none)

Explanation

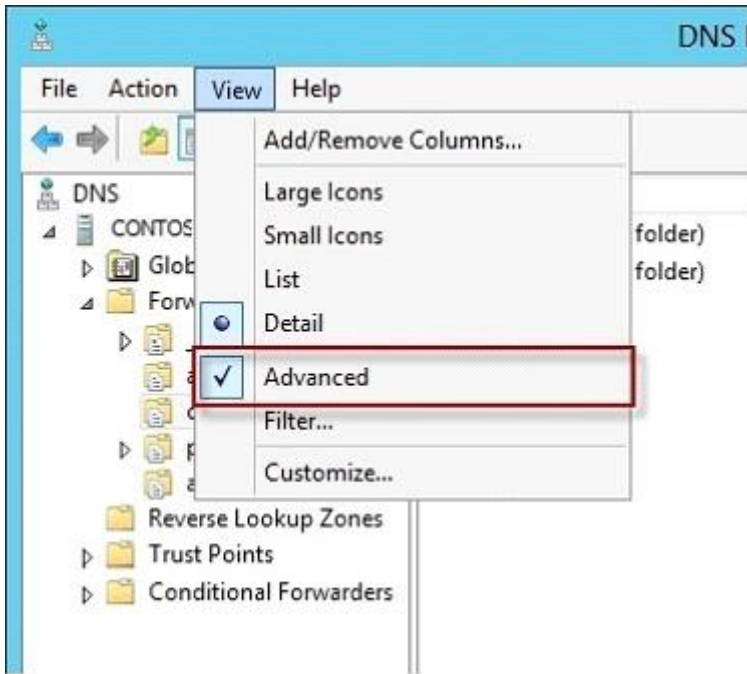
Explanation/Reference:

Explanation:

Reset and permit them to use a current (non-zero) time stamp value. This enables these records to become aged and scavenged.

You can use this procedure to change how a specific resource record is scavenged. A stale record is a record where both the No-Refresh Interval and Refresh Interval have passed without the time stamp updating.

DNS->View->Advanced



Depending on the how the resource record was originally added to the zone, do one of the following:

If the record was added dynamically using dynamic update, clear the Delete this record when it becomes stale check box to prevent its aging or potential removal during the scavenging process. If dynamic updates to this record continue to occur, the Domain Name System (DNS) server will always reset this check box so that the dynamically updated record can be deleted.

If you added the record statically, select the Delete this record when it becomes stale check box to permit its aging or potential removal during the scavenging process.

Server2 Properties

Host (A)

Host (uses parent domain if left blank):
Server2

Fully qualified domain name (FQDN):
server2.contoso.com

IP address:
10.56.12.10

☒ Update associated pointer (PTR) record

☒ Delete this record when it becomes stale

Record time stamp: 01.04.2013 02:00

Time to live (TTL): 0 :1 :0 :0 (DDDDD:HH.MM.SS)

OK Cancel Apply

<http://technet.microsoft.com/en-us/library/cc759204%28v=ws.10%29.aspx>

<http://technet.microsoft.com/en-us/library/cc759204%28v=ws.10%29.aspx>

Typically, stale DNS records occur when a computer is permanently removed from the network. Mobile users who abnormally disconnect from the network can also cause stale DNS records. To help manage stale records, Windows adds a time stamp to dynamically added resource records in primary zones where aging and scavenging are enabled. Manually added records are time stamped with a value of 0, and they are automatically excluded from the aging and scavenging process.

To enable aging and scavenging, you must do the following:

Resource records must be either dynamically added to zones or manually modified to be used in aging and scavenging operations.

Scavenging and aging must be enabled both at the DNS server and on the zone.

Scavenging is disabled by default.

Zone Aging/Scavenging Properties

☐ Scavenge stale resource records

No-refresh interval
The time between the most recent refresh of a record timestamp and the moment when the timestamp may be refreshed again.

No-refresh interval: days

Refresh interval
The time between the earliest moment when a record timestamp can be refreshed and the earliest moment when the record can be scavenged. The refresh interval must be longer than the maximum record refresh period.

Refresh interval: days

The zone can be scavenged after:

Date and time:

OK Cancel

DNS scavenging depends on the following two settings:

No-refresh interval: The time between the most recent refresh of a record time stamp and the moment when the time stamp can be refreshed again.

When scavenging is enabled, this is set to 7 days by default.

Refresh interval: The time between the earliest moment when a record time stamp can be refreshed and the earliest moment when the record can be scavenged. The refresh interval must be longer than the maximum record refresh period. When scavenging is enabled, this is set to 7 days by default.

A DNS record becomes eligible for scavenging after both the no-refresh and refresh intervals have elapsed. If the default values are used, this is a total of 14 days.

<http://technet.microsoft.com/en-us/library/cc759204%28v=ws.10%29.aspx>

<http://technet.microsoft.com/en-us/library/cc759204%28v=ws.10%29.aspx>

<http://technet.microsoft.com/en-us/library/cc771570.aspx>

<http://technet.microsoft.com/en-us/library/cc771677.aspx>

[http://technet.microsoft.com/en-us/library/cc758321\(v=ws.10\).aspx](http://technet.microsoft.com/en-us/library/cc758321(v=ws.10).aspx)

QUESTION 80

Your network contains two servers named Server1 and Server2. Both servers run Windows Server 2012 R2 and have the DNS Server server role installed.

On Server1, you create a standard primary zone named contoso.com.

You plan to create a standard primary zone for ad.contoso.com on Server2.

You need to ensure that Server1 forwards all queries for ad.contoso.com to Server2.

What should you do from Server1?

- A. Create a trust anchor named Server2.
- B. Create a conditional forward that points to Server2.
- C. Add Server2 as a name server.
- D. Create a zone delegation that points to Server2.

Correct Answer: D

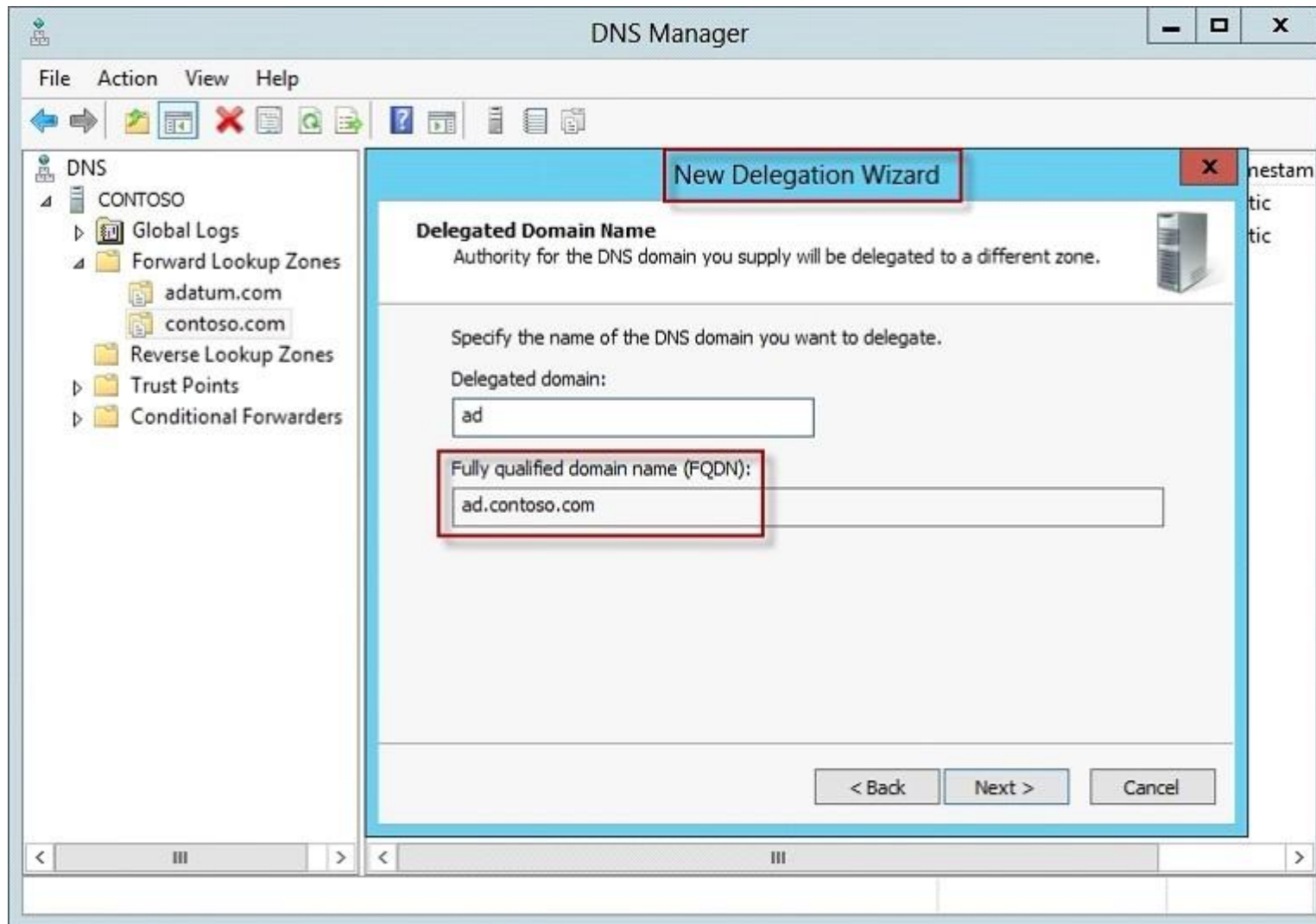
Section: (none)

Explanation

Explanation/Reference:

Explanation:

You can divide your Domain Name System (DNS) namespace into one or more zones. You can delegate management of part of your namespace to another location or department in your organization by delegating the management of the corresponding zone. For more information, see Understanding Zone Delegation



New Name Server Record

Enter the name of a DNS server that is authoritative for this zone.

Server fully qualified domain name (FQDN):

server2.contoso.com

Resolve

IP Addresses of this NS record:

IP Address	Validated
<Click here to add an IP Address>	

Delete

Up

Down

OK

Cancel

QUESTION 81

Your network contains two servers named Server1 and Server2. Both servers run Windows Server 2012 R2 and have the DNS Server server role installed. Server1 hosts a primary zone for contoso.com. Server2 hosts a secondary zone for contoso.com. The zone is not configured to notify secondary servers of changes automatically.

You update several records on Server1.

You need to force the replication of the contoso.com zone records from Server1 to Server2.

What should you do from Server2?

- A. Right-click the contoso.com zone and click Reload.
- B. Right-click the contoso.com zone and click Transfer from Master.
- C. Right-click Server2 and click Update Server Data Files.

D. Right-click Server2 and click Refresh.

Correct Answer: B

Section: (none)

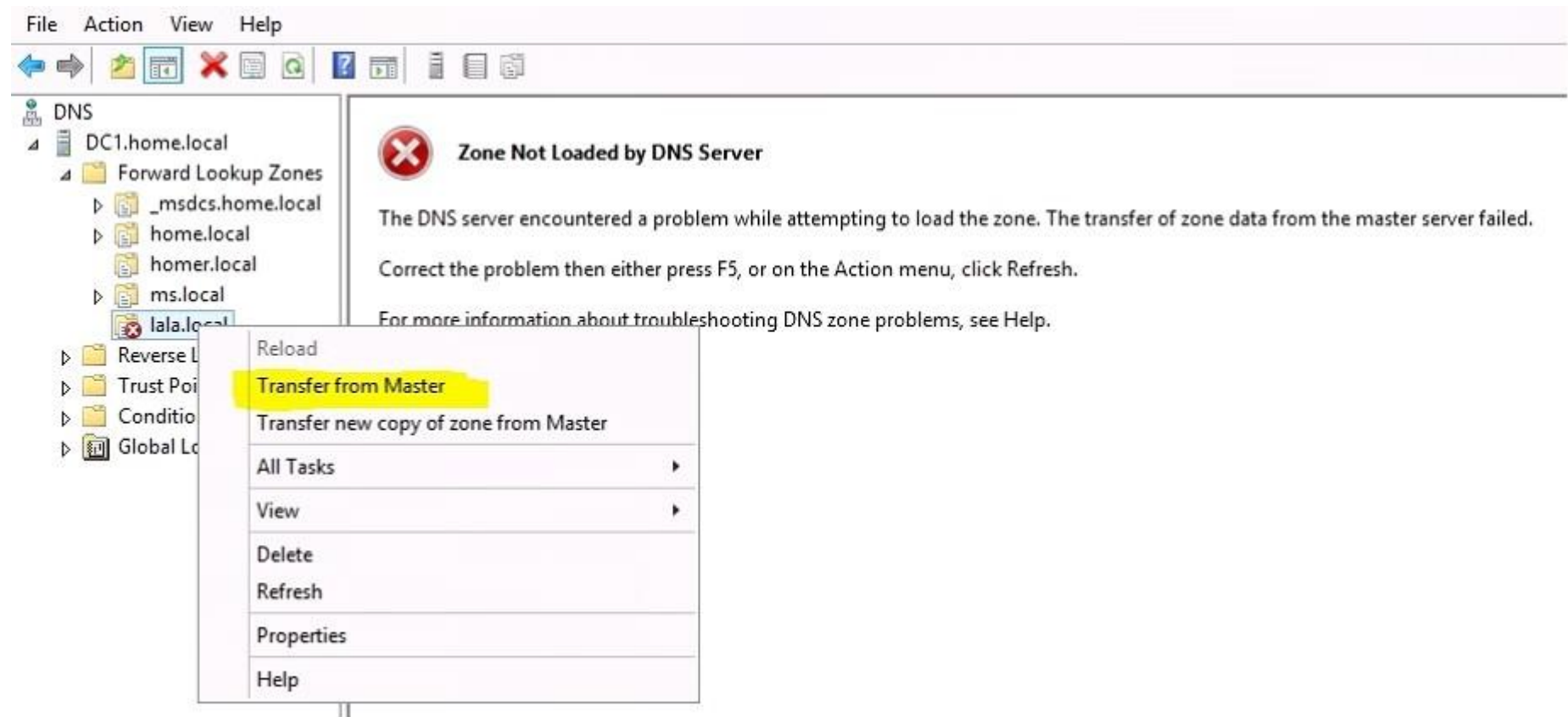
Explanation

Explanation/Reference:

Explanation:

Initiates zone transfer from secondary server

Open DNS; In the console tree, right-click the applicable zone and click Transfer from master.



<http://technet.microsoft.com/en-us/library/cc779391%28v=ws.10%29.aspx>

<http://technet.microsoft.com/en-us/library/cc779391%28v=ws.10%29.aspx>

[http://technet.microsoft.com/en-us/library/cc786985\(v=ws.10\).aspx](http://technet.microsoft.com/en-us/library/cc786985(v=ws.10).aspx)

[http://technet.microsoft.com/en-us/library/cc779391\(v=ws.10\).aspx](http://technet.microsoft.com/en-us/library/cc779391(v=ws.10).aspx)

QUESTION 82

Your network contains an Active Directory domain named contoso.com. All domain controllers run Windows Server 2012 R2.

An organizational unit (OU) named OU1 contains 200 client computers that run Windows 8 Enterprise. A Group Policy object (GPO) named GPO1 is linked to OU1.

You make a change to GPO1.

You need to force all of the computers in OU1 to refresh their Group Policy settings immediately. The solution must minimize administrative effort.

Which tool should you use?

- A. The Secedit command
- B. Group Policy Management Console (GPMC)
- C. Server Manager
- D. The Gpupdate command

Correct Answer: B

Section: (none)

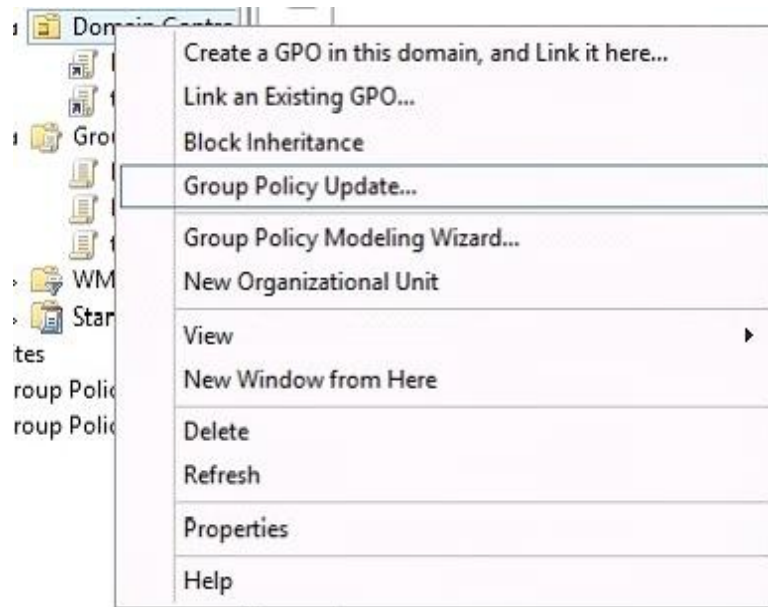
Explanation

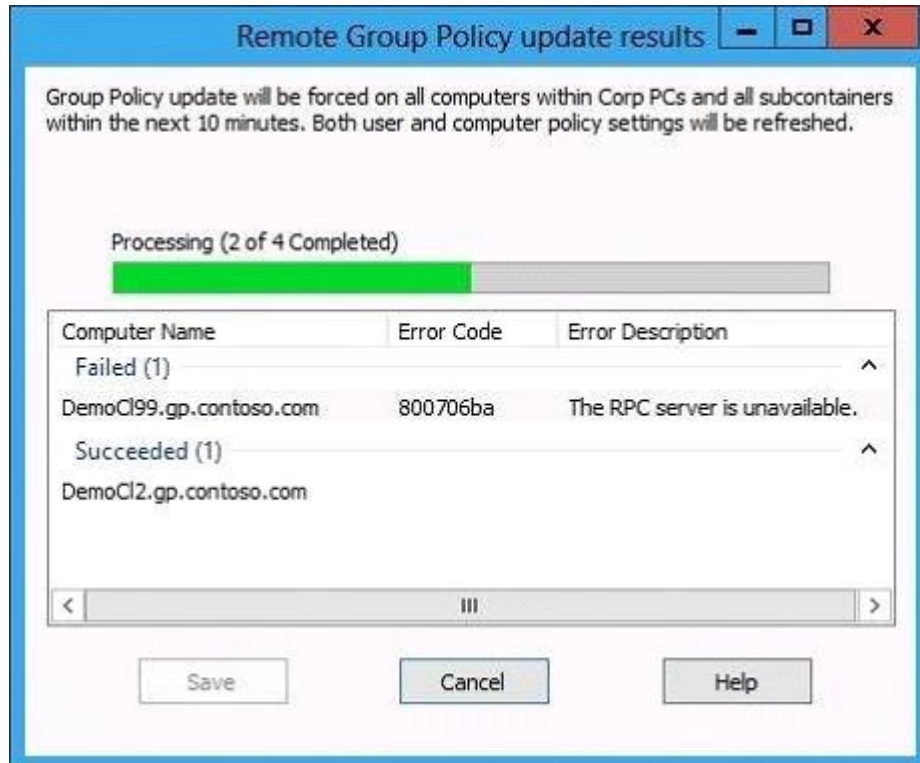
Explanation/Reference:

Explanation:

In the previous versions of Windows, this was accomplished by having the user run GPUpdate.exe on their computer.

Starting with Windows Server® 2012 and Windows® 8, you can now remotely refresh Group Policy settings for all computers in an OU from one central location through the Group Policy Management Console (GPMC). Or you can use the Invoke-GPUdatecmdlet to refresh Group Policy for a set of computers, not limited to the OU structure, for example, if the computers are located in the default computers container.





<http://technet.microsoft.com/en-us/library/jj134201.aspx>

<http://blogs.technet.com/b/grouppolicy/archive/2012/11/27/group-policy-in-windows-server-2012-using-remote-gpupdate.aspx>

QUESTION 83

Your network contains an Active Directory domain named contoso.com. All domain controllers run Windows Server 2012 R2.

A domain controller named DO has the ADMX Migrator tool installed. You have a custom Administrative Template file on DC1 named Template1.adm.

You need to add a custom registry entry to Template1.adm by using the ADMX Migrator tool.

Which action should you run first?

- A. Load Template
- B. New Policy Setting
- C. Generate ADMX from ADM
- D. New Category

Correct Answer: C

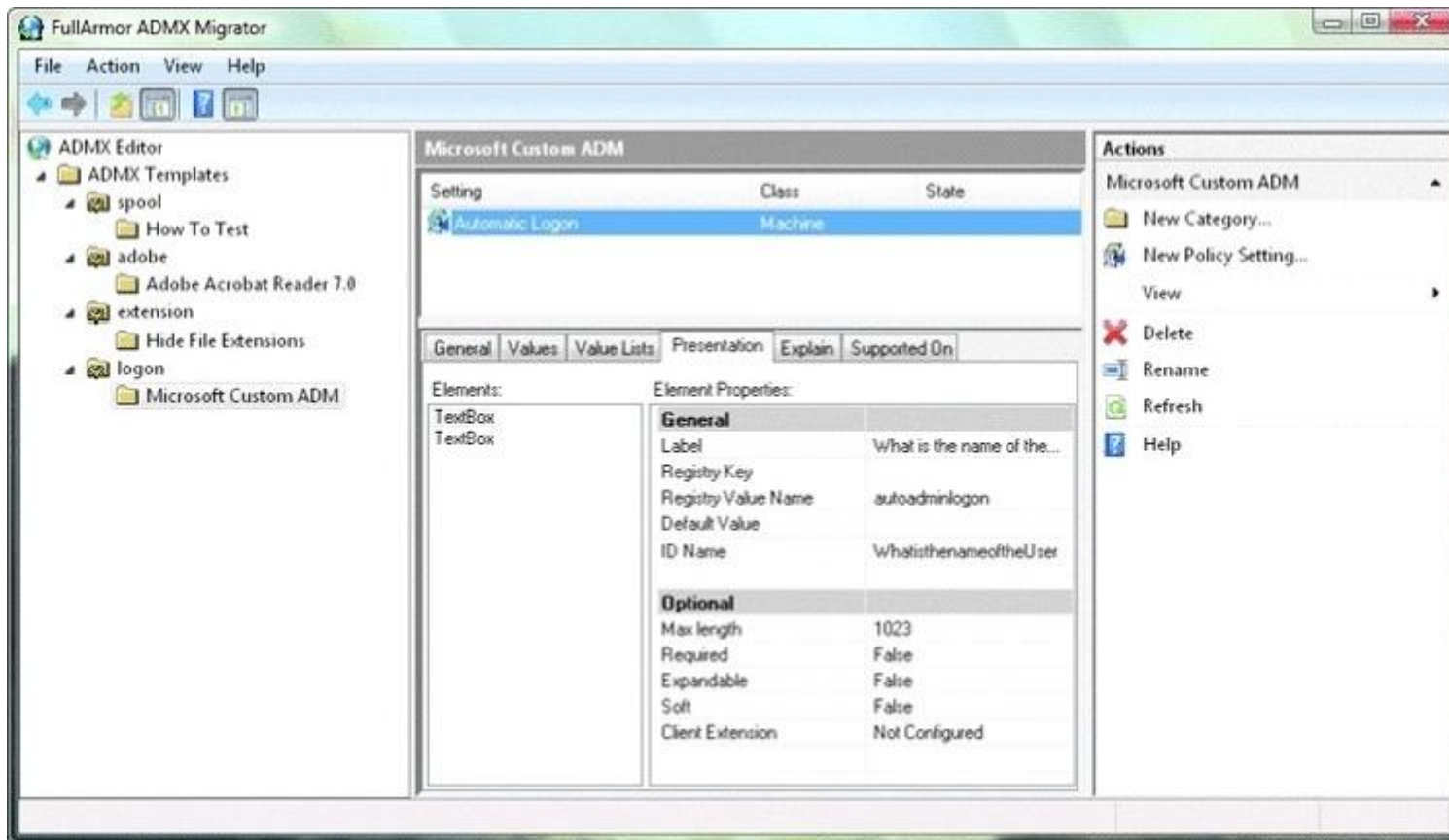
Section: (none)

Explanation

Explanation/Reference:

Explanation:

The ADMX Migrator provides two conversion methods -- through the editor or through a command-line program. From the ADMX Editor, choose the option to Generate ADMX from ADM. Browse to your ADM file, and the tool quickly and automatically converts it. You then can open the converted file in the editor to examine its values and properties and modify it if you wish. The ADMX Migrator Command Window is a little more complicated; it requires you to type a lengthy command string at a prompt to perform the conversions. However, it includes some options and flexibility not available in the graphical editor.



<http://technet.microsoft.com/pt-pt/magazine/2008.02.utilityspotlight%28en-us%29.aspx>
<http://technet.microsoft.com/pt-pt/magazine/2008.02.utilityspotlight%28en-us%29.aspx>

QUESTION 84

Your network contains an Active Directory domain named contoso.com. All domain controllers run Windows Server 2012 R2.

You create a central store for Group Policy.

You receive a custom administrative template named Template1.admx.

You need to ensure that the settings in Template1.admx appear in all new Group Policy objects (GPOs).

What should you do?

- A. From the Default Domain Controllers Policy, add Template1.admx to the Administrative Templates.
- B. From the Default Domain Policy, add Template1.admx to the Administrative Templates.
- C. Copy Template1.admx to \\Contoso.com\SYSVOL\Contoso.com\Policies\PolicyDefinitions\.
- D. Copy Template1.admx to \\Contoso.com\NETLOGON.

Correct Answer: C

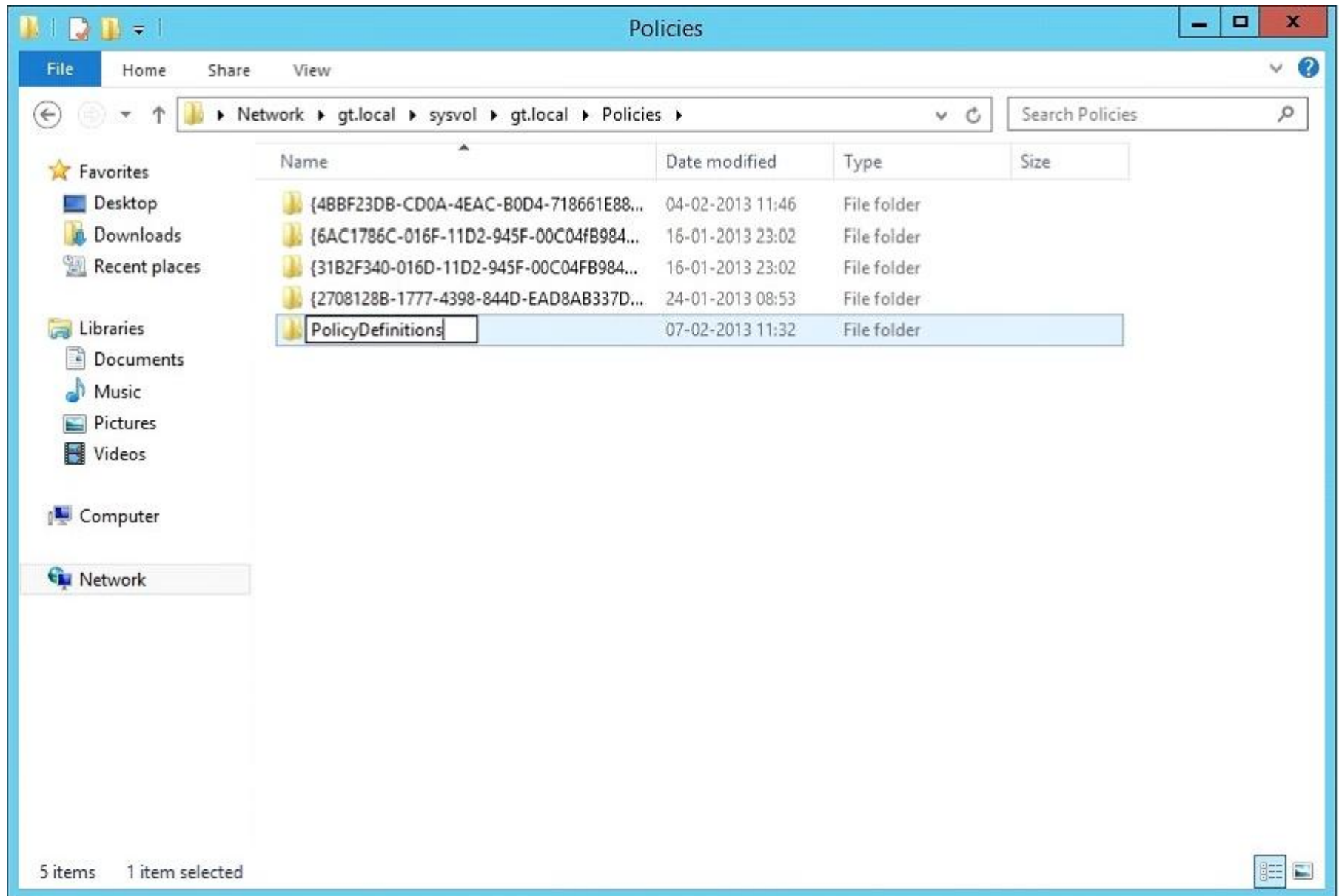
Section: (none)

Explanation

Explanation/Reference:

Explanation:

Unlike ADM files, ADMX files are not stored in individual GPOs. For domain-based enterprises, administrators can create a central store location of ADMX files that is accessible by anyone with permission to create or edit GPOs.

**QUESTION 85**

Your network contains an Active Directory domain named contoso.com. Network Access Protection (NAP) is deployed to the domain.

You need to create NAP event trace log files on a client computer.

What should you run?

- A. logman
- B. Register-ObjectEvent
- C. tracert
- D. Register-EngineEvent

Correct Answer: A

Section: (none)

Explanation

Explanation/Reference:

Explanation:

You can enable NAP client tracing by using the command line. On computers running Windows Vista® you can enable tracing by using the NAP Client Configuration console. NAP client tracing files are written in Event Trace Log (ETL) format. These are binary files representing trace data that must be decoded by Microsoft support personnel. Use the -o option to specify the directory to which they are written. In the following example, files are written to %systemroot%\tracing\nap. For more information, see Logman (<http://go.microsoft.com/fwlink/?LinkId=143549>).

To create NAP event trace log files on a client computer

Open a command line as an administrator.

Type

```
logman start QAgentRt -p {b0278a28-76f1-4e15-b1df-14b209a12613} 0xFFFFFFFF 9 -o %systemroot%\tracing\nap\QAgentRt. etl -ets.
```

Note: To troubleshoot problems with WSHA, use the following GUID: 789e8f15-0cbf-4402- b0ed-0e22f90fdc8d.

Reproduce the scenario that you are troubleshooting.

Type logman stop QAgentRt -ets.

Close the command prompt window.

<http://technet.microsoft.com/en-us/library/dd348461%28v=ws.10%29.aspx>

QUESTION 86

Your network contains three Network Policy Server (NPS) servers named NPS1, NPS2, and NPS3.

NP51 is configured as a RADIUS proxy that forwards connection requests to a remote RADIUS server group named Group1.

You need to ensure that NPS2 receives connection requests. NPS3 must only receive connection requests if NPS2 is unavailable.

How should you configure Group1?

- A. Change the Priority of NPS3 to 10.
- B. Change the Weight of NPS2 to 10.
- C. Change the Weight of NPS3 to 10.
- D. Change the Priority of NPS2 to 10.

Correct Answer: A

Section: (none)

Explanation

Explanation/Reference:

Explanation:

Priority. Priority specifies the order of importance of the RADIUS server to the NPS proxy server. Priority level must be assigned a value that is an integer, such as 1, 2, or 3. The lower the number, the higher priority the NPS proxy gives to the RADIUS server. For example, if the RADIUS server is assigned the highest priority of 1, the NPS proxy sends connection requests to the RADIUS server first; if servers with priority 1 are not available, NPS then sends connection requests to RADIUS servers with priority 2, and so on. You can assign the same priority to multiple RADIUS servers, and then use the Weight setting to load balance between them.

QUESTION 87

Your network contains two Active Directory forests named adatum.com and contoso.com. The network contains three servers. The servers are configured as shown in the following table.

Server name	Configuration	Domain/workgroup
Server1	VPN server	Workgroup
Server2	Network Policy Server (NPS)	Adatum.com
Server3	Network Policy Server (NPS)	Contoso.com

You need to ensure that connection requests from adatum.com users are forwarded to Server2 and connection requests from contoso.com users are forwarded to Server3.

Which two should you configure in the connection request policies on Server1? (Each correct answer presents part of the solution. Choose two.)

- A. The Authentication settings
- B. The Standard RADIUS Attributes settings
- C. The Location Groups condition

- D. The Identity Type condition
- E. The User Name condition

Correct Answer: AE

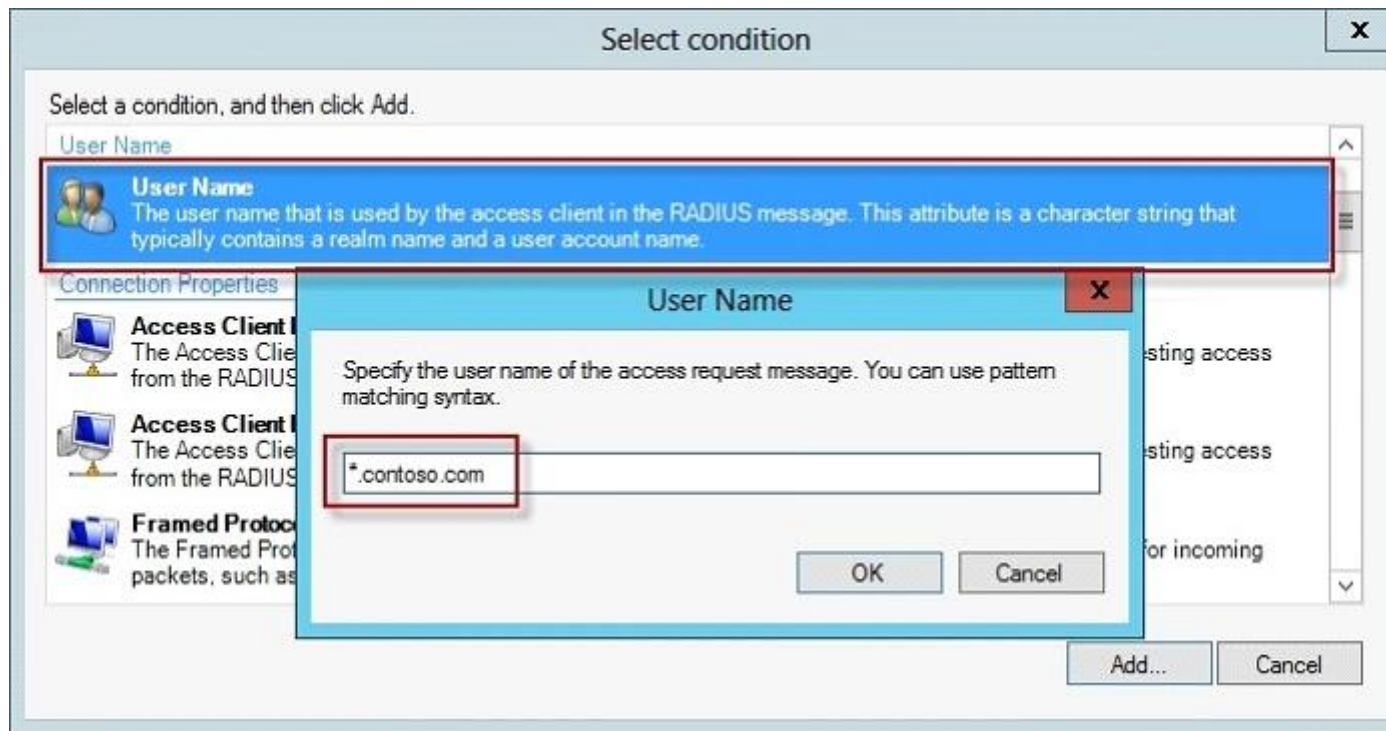
Section: (none)

Explanation

Explanation/Reference:

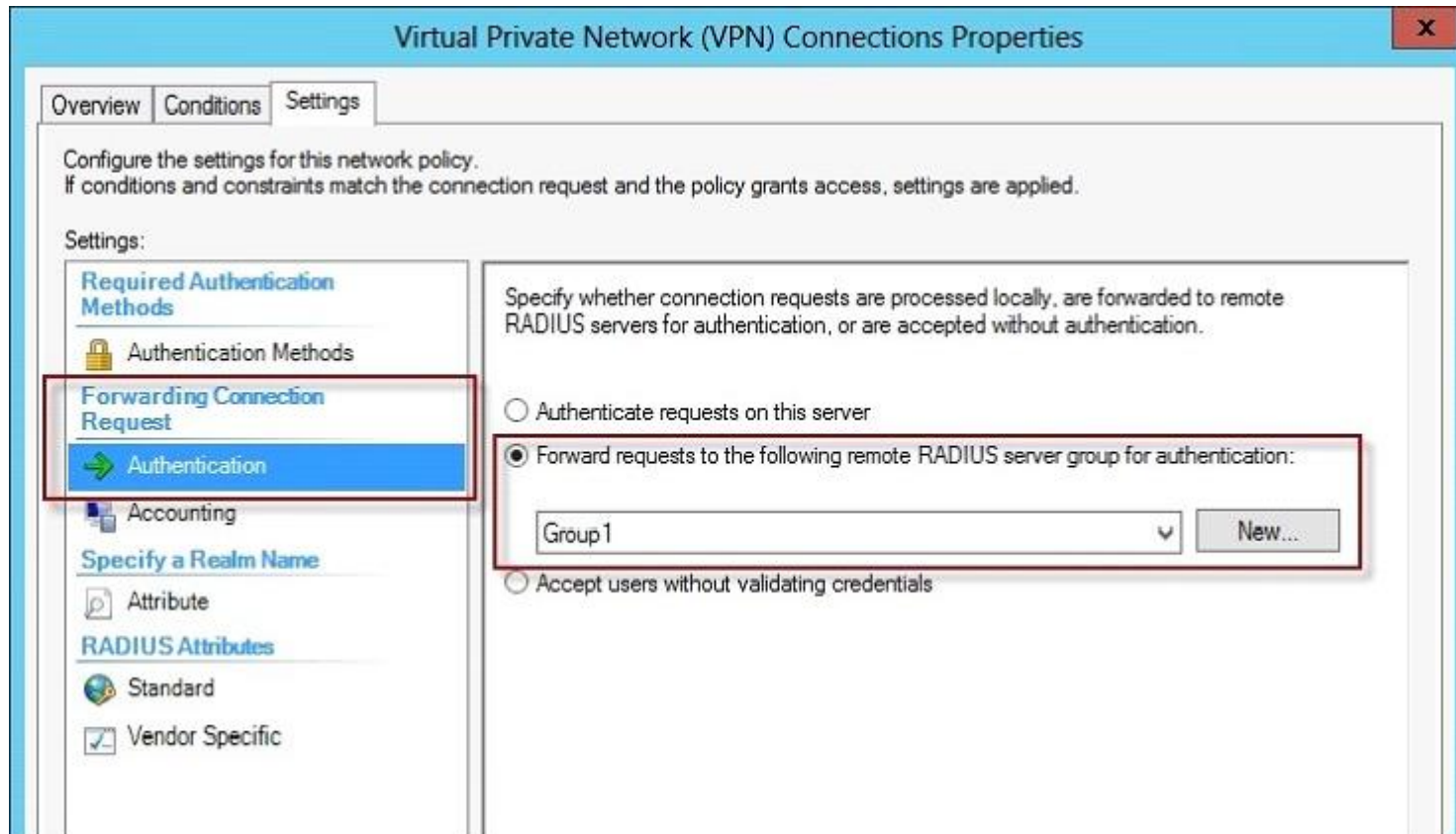
Explanation:

The User Name attribute group contains the User Name attribute. By using this attribute, you can designate the user name, or a portion of the user name, that must match the user name supplied by the access client in the RADIUS message. This attribute is a character string that typically contains a realm name and a user account name. You can use pattern- matching syntax to specify user names.



By using this setting, you can override the authentication settings that are configured in all network policies and you can designate the authentication methods and types that are required to connect to your network. Forward requests to the following remote RADIUS server group. By using this setting, NPS forwards connection requests to the remote RADIUS server group that you specify. If the NPS server receives a valid Access-Accept message that corresponds to the Access-Request message, the connection

attempt is considered authenticated and authorized. In this case, the NPS server acts as a RADIUS proxy



Connection request policies are sets of conditions and profile settings that give network administrators flexibility in configuring how incoming authentication and accounting request messages are handled by the IAS server. With connection request policies, you can create a series of policies so that some RADIUS request messages sent from RADIUS clients are processed locally (IAS is being used as a RADIUS server) and other types of messages are forwarded to another RADIUS server (IAS is being used as a RADIUS proxy). This capability allows IAS to be deployed in many new RADIUS scenarios.

With connection request policies, you can use IAS as a RADIUS server or as a RADIUS proxy, based on the time of day and day of the week, by the realm name in the request, by the type of connection being requested, by the IP address of the RADIUS client, and so on.

<http://technet.microsoft.com/en-us/library/cc757328.aspx>

<http://technet.microsoft.com/en-us/library/cc753603.aspx>

QUESTION 88

You have a server named Server1 that runs Windows Server 2012 R2.

You need to configure Server1 to create an entry in an event log when the processor usage exceeds 60 percent.

Which type of data collector should you create?

- A. An event trace data collector
- B. A performance counter alert
- C. A performance counter data collector
- D. A configuration data collector

Correct Answer: B

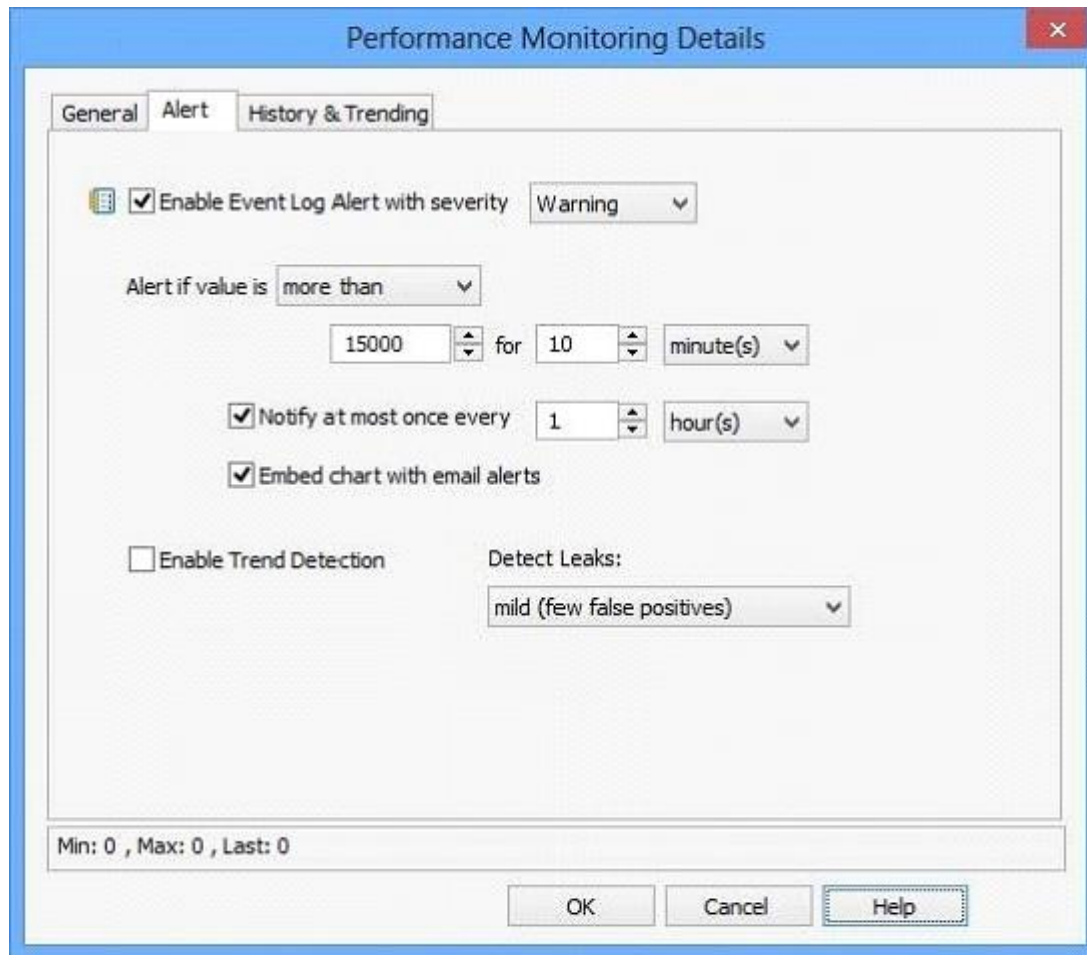
Section: (none)

Explanation

Explanation/Reference:

Explanation:

Performance alerts notify you when a specified performance counter exceeds your configured threshold by logging an event to the event log. But rather than notifying you immediately when the counter exceeds the threshold, you can configure a time period over which the counter needs to exceed the threshold, to avoid unnecessary alerts.

**QUESTION 89**

You have a server that runs Windows Server 2012 R2.

You have an offline image named Windows2012.vhd that contains an installation of Windows Server 2012 R2.

You plan to apply several updates to Windows2012.vhd.

You need to mount Wmdows2012.vhd to D:\Mount.

Which tool should you use?

- A. Server Manager
- B. Device Manager
- C. Mountvol
- D. Dism

Correct Answer: D

Section: (none)

Explanation

Explanation/Reference:

Explanation:

You can use the Deployment Image Servicing and Management (DISM) tool to mount a Windows image from a WIM or VHD file. Mounting an image maps the contents of the image to a directory so that you can service the image using DISM without booting into the image. You can also perform common file operations, such as copying, pasting, and editing on a mounted image.

To apply packages and updates to a Windows Embedded Standard 7 image, we recommend creating a configuration set and then using Deployment Imaging Servicing and Management (DISM) to install that configuration set. Although DISM can be used to install individual updates to an image, this method carries some additional risks and is not recommended.

QUESTION 90

Your network contains a domain controller named DC1 that runs Windows Server 2012 R2. You create a custom Data Collector Set (DCS) named DCS1.

You need to configure DCS1 to collect the following information:

- The amount of Active Directory data replicated between DC1 and the other domain controllers
- The current values of several registry settings

Which two should you configure in DCS1? (Each correct answer presents part of the solution. Choose two.)

- A. Event trace data
- B. A performance counter alert
- C. System configuration information
- D. A performance counter

Correct Answer: BC

Section: (none)

Explanation

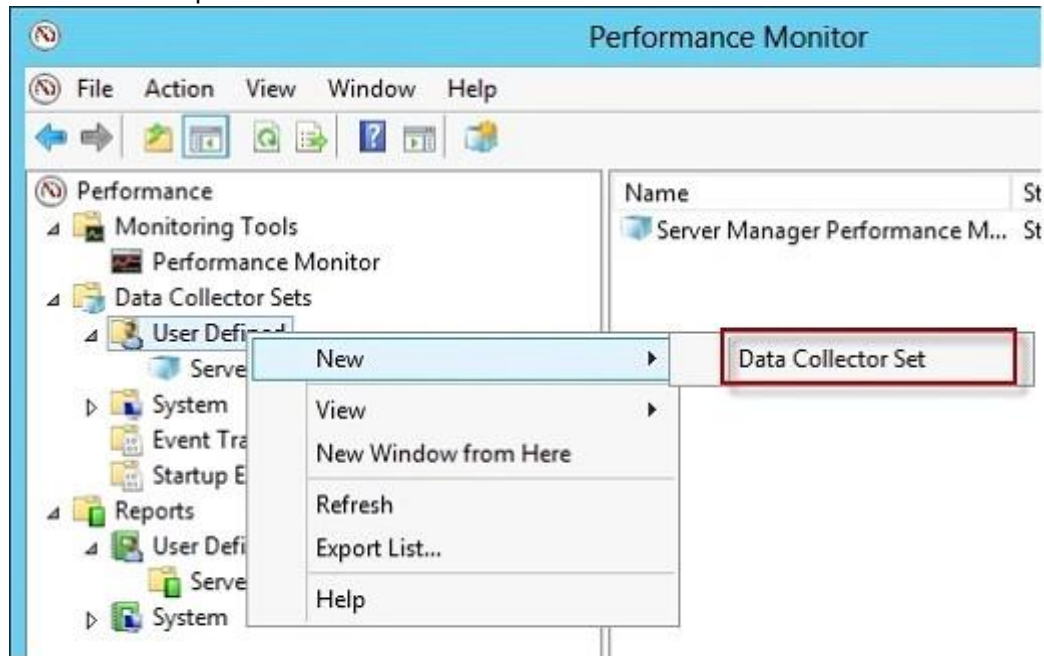
Explanation/Reference:

Explanation:

Automatically run a program when the amount of total free disk space on Server1 drops below 10 percent of capacity.
You can also configure alerts to start applications and performance logs Log the current values of several registry settings.

System configuration information allows you to record the state of, and changes to, registry keys.

Total free disk space



← X Create new Data Collector Set.

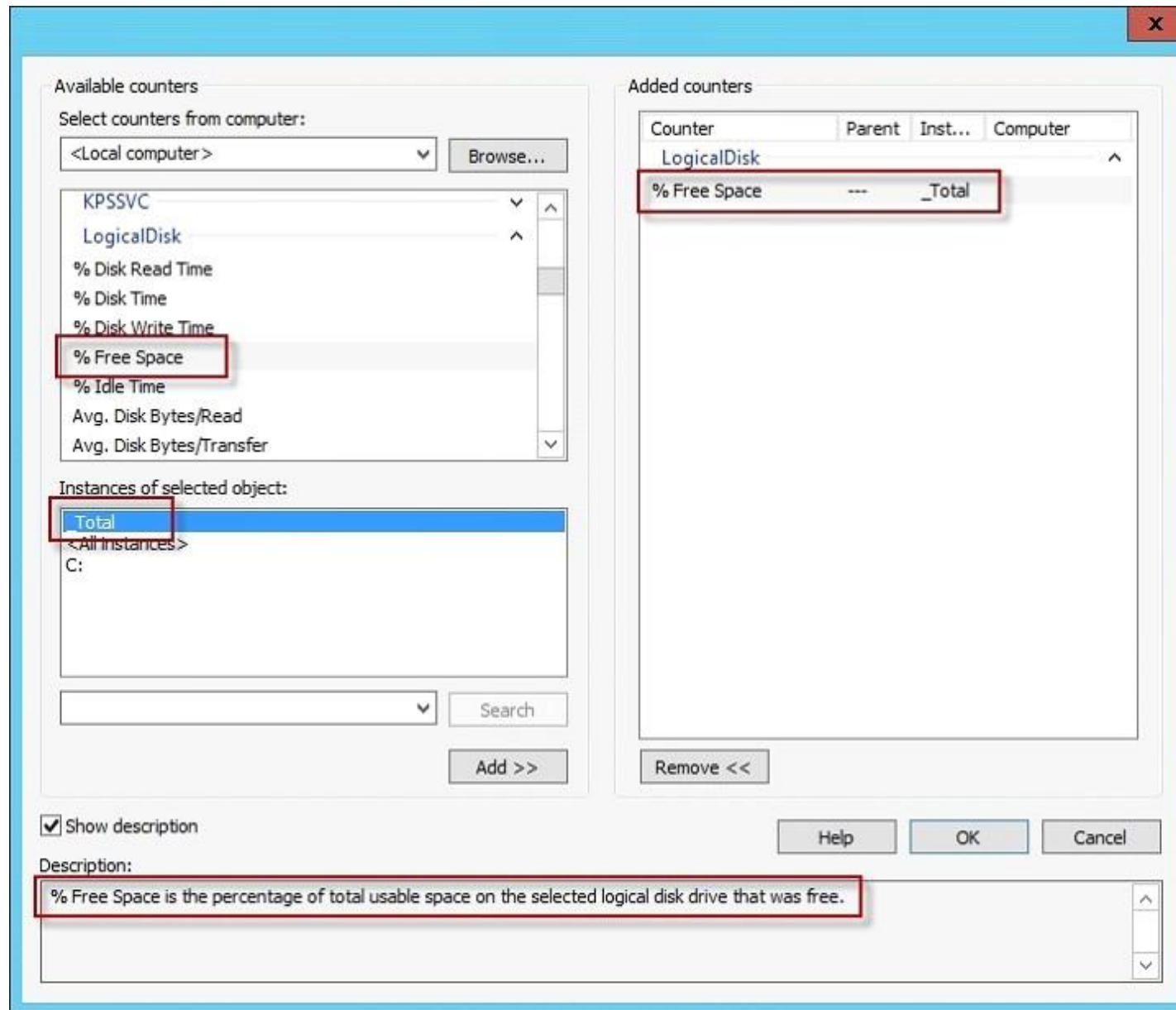
What type of data do you want to include?

☐ Create data logs

- ☐ Performance counter
- ☐ Event trace data
- ☐ System configuration information

☒ Performance Counter Alert

Next Finish Cancel



← Create new Data Collector Set.

Which performance counters would you like to monitor?

Performance counters:

\LogicalDisk(_Total)\% Free Space

Add...

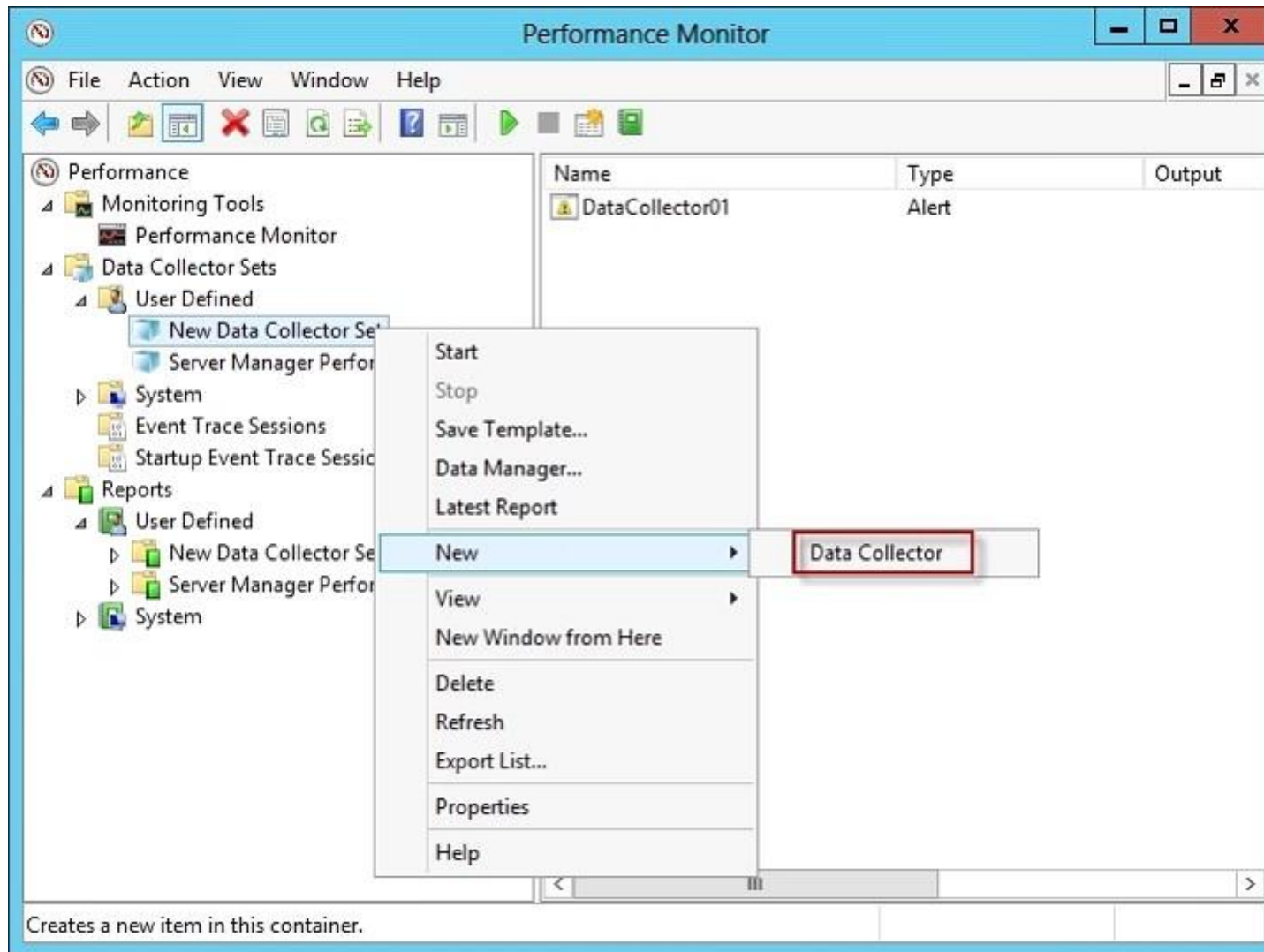
Remove

Alert when: Limit:

Below 10

Next Finish Cancel

Registry settings



Create new Data Collector

What type of data collector would you like to create?

Name:
Registry Data Collector

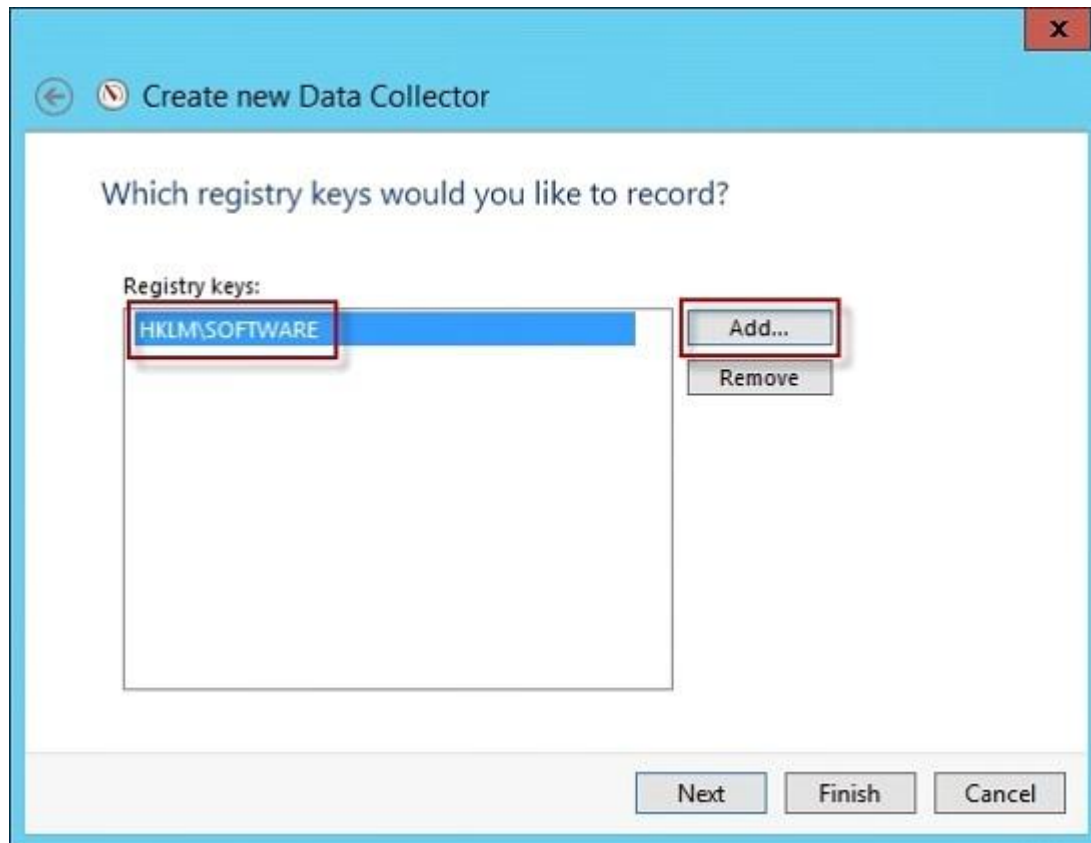
☐ Performance counter data collector

☐ Event trace data collector

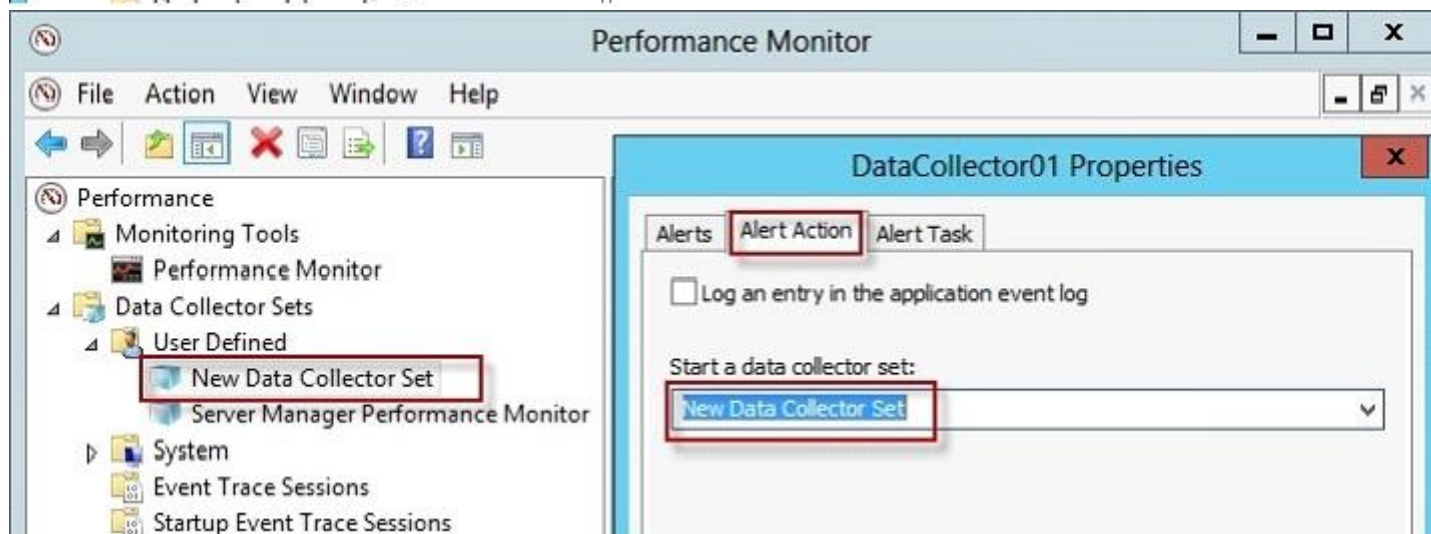
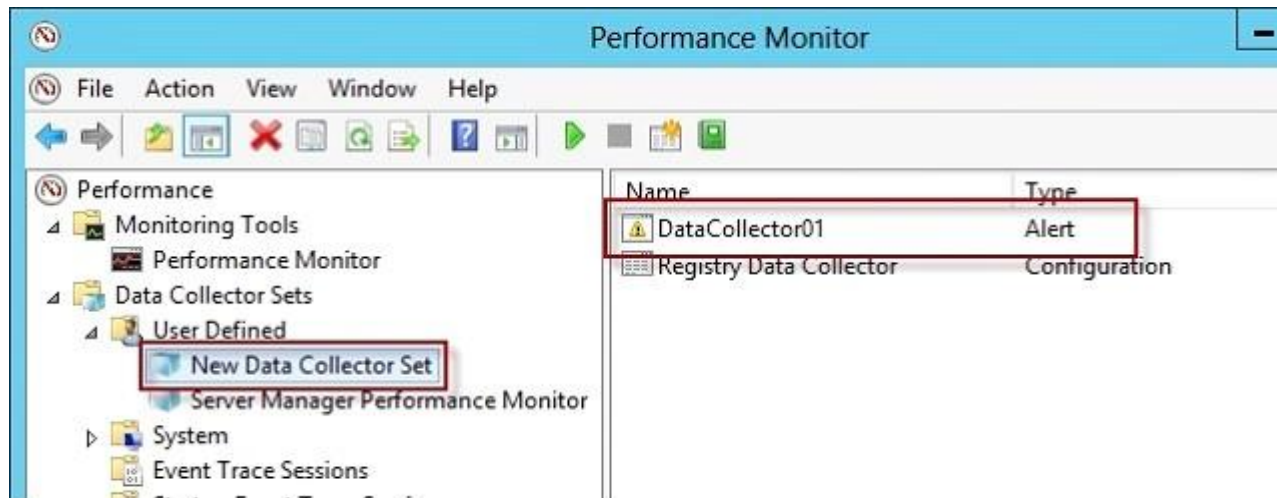
☒ Configuration data collector

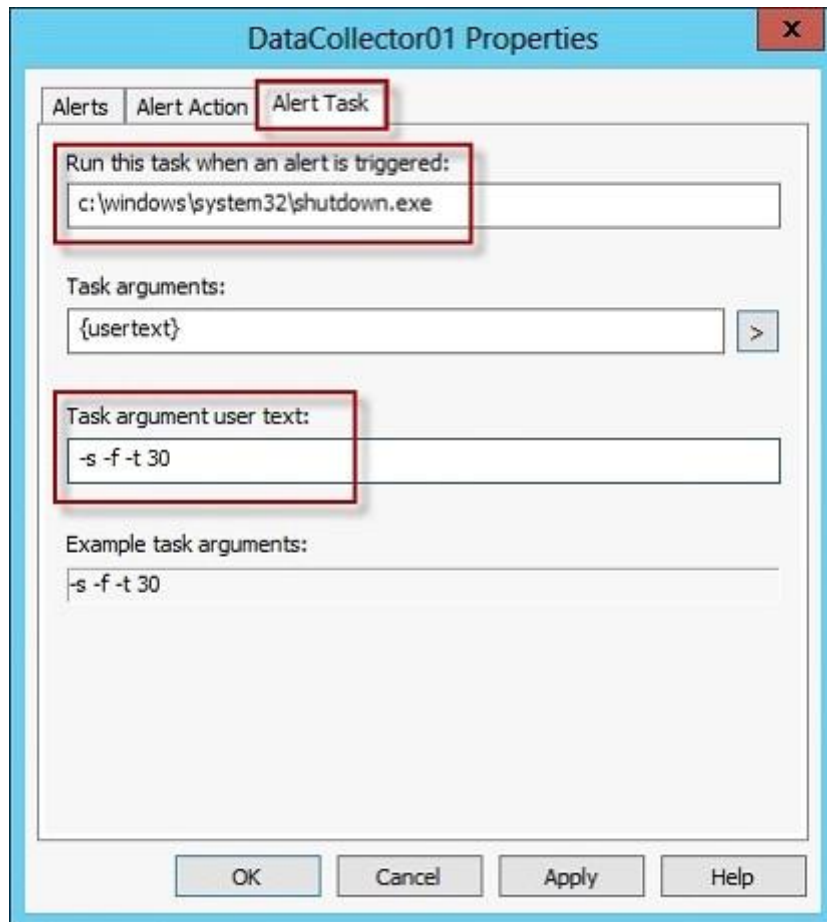
☐ Performance counter alert

Next Finish Cancel



Run a program on alert





<http://technet.microsoft.com/en-us/library/cc766404.aspx>

QUESTION 91

You have a server named Server1 that runs Windows Server 2012 R2. Server1 has the Windows Deployment Services server role installed.

Server1 contains two boot images and four install images.

You need to ensure that when a computer starts from PXE, the available operating system images appear in a specific order.

What should you do?

- A. Modify the properties of the boot images.
- B. Create a new image group.
- C. Modify the properties of the install images.
- D. Modify the PXE Response Policy.

Correct Answer: C

Section: (none)

Explanation

Explanation/Reference:

QUESTION 92

Your network contains an Active Directory domain named contoso.com. All servers run Windows Server 2012 R2.

An organizational unit (OU) named ResearchServers contains the computer accounts of all research servers.

All domain users are configured to have a minimum password length of eight characters.

You need to ensure that the minimum password length of the local user accounts on the research servers in the ResearchServers OU is 10 characters.

What should you do?

- A. Configure a local Group Policy object (GPO) on each research server.
- B. Create and link a Group Policy object (GPO) to the ResearchServers OU.
- C. Create a universal group that contains the research servers. Create a Password Settings object (PSO) and assign the PSO to the group.
- D. Create a global group that contains the research servers. Create a Password Settings object (PSO) and assign the PSO to the group.

Correct Answer: B

Section: (none)

Explanation

Explanation/Reference:

Explanation:

For a domain, and you are on a member server or a workstation that is joined to the domain:

1. Open Microsoft Management Console (MMC).
2. On the File menu, click Add/Remove Snap-in, and then click Add.
3. Click Group Policy Object Editor, and then click Add.
4. In Select Group Policy Object, click Browse.
5. In Browse for a Group Policy Object, select a Group Policy object (GPO) in the appropriate domain, site, or organizational unit--or create a new one, click OK, and then click Finish.

6. Click Close, and then click OK.
7. In the console tree, click Password Policy.
Where?
Group Policy Object [computer name] Policy/Computer Configuration/Windows Settings/Security Settings/Account Policies/Password Policy
8. In the details pane, right-click the policy setting that you want, and then click Properties.
9. If you are defining this policy setting for the first time, select the Define this policy setting check box.
10. Select the options that you want, and then click OK.

QUESTION 93

Your network contains an Active Directory domain named contoso.com. The domain contains six domain controllers. The domain controllers are configured as shown in the following table.

Domain controller name	Operating system	FSMO role
DC1	Windows Server 2008	PDC emulator
DC2	Windows Server 2012 R2	Schema master
DC3	Windows Server 2008 R2	Infrastructure master
DC4	Windows Server 2008 R2	Domain naming master
DC5	Windows Server 2008 R2	RID master
DC6	Windows Server 2012 R2	None

The network contains a server named Server1 that has the Hyper-V server role installed. DC6 is a virtual machine that is hosted on Server1.

You need to ensure that you can clone DC6.

What should you do?

- A. Transfer the schema master to DC6.

- B. Transfer the PDC emulator to DC5.
- C. Transfer the schema master to DC4.
- D. Transfer the PDC emulator to DC2.

Correct Answer: D

Section: (none)

Explanation

Explanation/Reference:

Explanation:

A deployed Windows Server 2012 domain controller (virtualized or physical) that hosts the PDC emulator role (DC1). To verify whether the PDC emulator role is hosted on a Windows Server 2012 domain controller, run the following Windows PowerShell command:

Get-ADComputer (Get-ADDomainController -Discover -Service "PrimaryDC").name -Propertyoperatingsystemversion|fl

http://technet.microsoft.com/en-us/library/hh831734.aspx#steps_deploy_vdc

QUESTION 94

Your network contains an Active Directory domain named contoso.com. Domain controllers run either Windows Server 2003, Windows Server 2008 R2, or Windows Server 2012 R2.

A support technician accidentally deletes a user account named User1.

You need to use tombstone reanimation to restore the User1 account.

Which tool should you use?

- A. Active Directory Administrative Center
- B. Ntdsutil
- C. Ldp
- D. Esentutl

Correct Answer: C

Section: (none)

Explanation

Explanation/Reference:

Explanation:

Use Ldp.exe to restore a single, deleted Active Directory object This feature takes advantage of the fact that Active Directory keeps deleted objects in the database for a period of time before physically removing them. use Ldp.exe to restore a single, deleted Active Directory object

The LPD.exe tool, included with Windows Server 2012, allows users to perform operations against any LDAP-compatible directory, including Active Directory. LDP is used to view objects stored in Active Directory along with their metadata, such as security descriptors and replication metadata.

<http://www.petri.co.il/manually-undeleting-objects-windows-active-directory-ad.htm>

<http://www.petri.co.il/manually-undeleting-objects-windows-active-directory-ad.htm>
<http://technet.microsoft.com/en-us/magazine/2007.09.tombstones.aspx>
[http://technet.microsoft.com/nl-nl/library/dd379509\(v=ws.10\).aspx#BKMK_2](http://technet.microsoft.com/nl-nl/library/dd379509(v=ws.10).aspx#BKMK_2)
<http://technet.microsoft.com/en-us/library/hh875546.aspx>
[http://technet.microsoft.com/en-us/library/dd560651\(v=ws.10\).aspx](http://technet.microsoft.com/en-us/library/dd560651(v=ws.10).aspx)

QUESTION 95

Your company deploys a new Active Directory forest named contoso.com. The first domain controller in the forest runs Windows Server 2012 R2. The forest contains a domain controller named DC10.

On DC10, the disk that contains the SYSVOL folder fails.

You replace the failed disk. You stop the Distributed File System (DFS) Replication service.

You restore the SYSVOL folder.

You need to perform a non-authoritative synchronization of SYSVOL on DC10.

Which tool should you use before you start the DFS Replication service on DC10?

- A. Dfsgui.msc
- B. Dfsmgmt.msc
- C. Adsiedit.msc
- D. Ldp

Correct Answer: C

Section: (none)

Explanation

Explanation/Reference:

Explanation:

How to perform a non-authoritative synchronization of DFSR-replicated SYSVOL (like "D2" for FRS)

In the ADSIEDIT. MSC tool modify the following distinguished name (DN) value and attribute on each of the domain controllers that you want to make non- authoritative:

CN=SYSVOL Subscription,CN=Domain System Volume,CN=DFSR- LocalSettings,CN=<the server name>,OU=Domain Controllers,DC=<domain>
msDFSR-Enabled=FALSE

Force Active Directory replication throughout the domain.

Run the following command from an elevated command prompt on the same servers that you set as non-authoritative:

DFSRDIAG POLLAD

You will see Event ID 4114 in the DFSR event log indicating SYSVOL is no longer being replicated.

On the same DN from Step 1, set:
msDFSR-Enabled=TRUE

Force Active Directory replication throughout the domain.

Run the following command from an elevated command prompt on the same servers that you set as non-authoritative:
DFSRDIAG POLLAD

You will see Event ID 4614 and 4604 in the DFSR event log indicating SYSVOL has been initialized. That domain controller has now done a "D2" of SYSVOL.

Note: Active Directory Service Interfaces Editor (ADSI Edit) is a Lightweight Directory Access Protocol (LDAP) editor that you can use to manage objects and attributes in Active Directory. ADSI Edit (adsiedit.msc) provides a view of every object and attribute in an Active Directory forest. You can use ADSI Edit to query, view, and edit attributes that are not exposed through other Active Directory Microsoft Management Console (MMC) snap-ins: Active Directory Users and Computers, Active Directory Sites and Services, Active Directory Domains and Trusts, and Active Directory Schema.

QUESTION 96

Your network contains an Active Directory domain named contoso.com. The domain contains an organizational unit (OU) named IT and an OU named Sales.

All of the help desk user accounts are located in the IT OU. All of the sales user accounts are located in the Sales OU. The Sales OU contains a global security group named G_Sales. The IT OU contains a global security group named G_HelpDesk.

You need to ensure that members of G_HelpDesk can perform the following tasks:

- Reset the passwords of the sales users.
- Force the sales users to change their password at their next logon.

What should you do?

- A. Run the Set-ADAccountPasswordcmdlet and specify the -identity parameter.
- B. Right-click the Sales OU and select Delegate Control.
- C. Right-click the IT OU and select Delegate Control.
- D. Run the Set-ADFineGrainedPasswordPolicycmdlet and specify the -identity parameter.

Correct Answer: B

Section: (none)

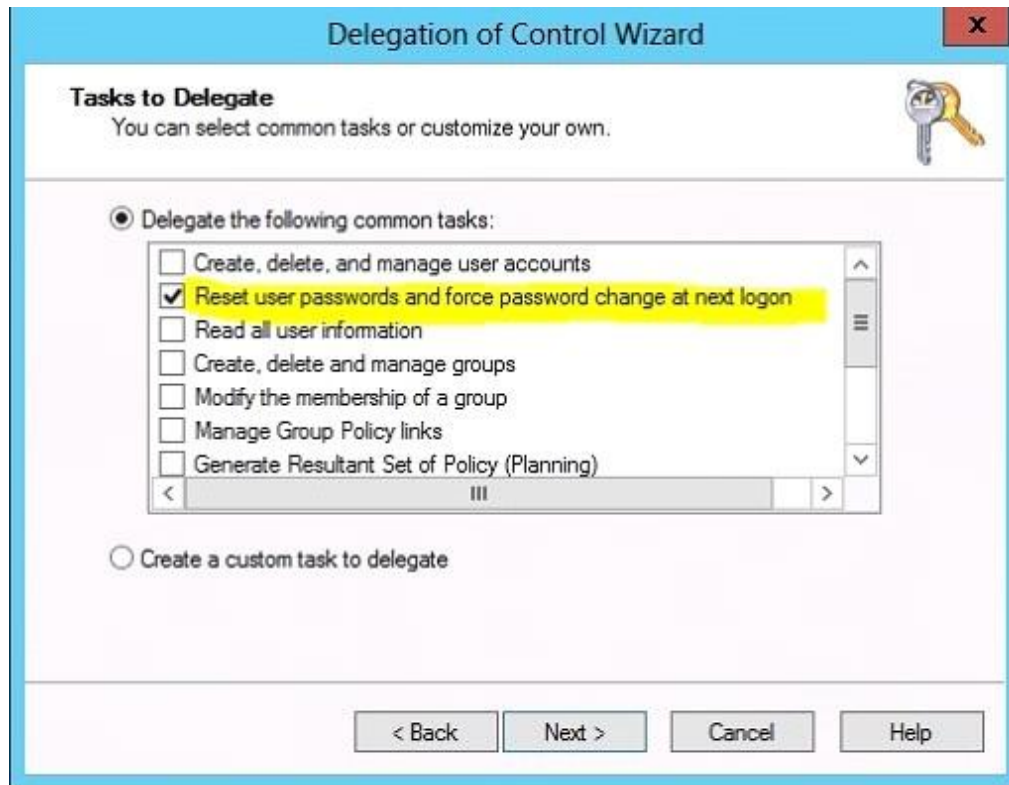
Explanation

Explanation/Reference:

Explanation:

G_HelpDesk members need to be allowed to delegate control on the Sales OU as it contains the sales users (G_Sales)

You can use the Delegation of Control Wizard to delegate the Reset Password permission to the delegated user.



<http://support.microsoft.com/kb/296999/en-us>
<http://support.microsoft.com/kb/296999/en-us>
<http://technet.microsoft.com/en-us/library/cc732524.aspx>

QUESTION 97

Your network contains an Active Directory domain named contoso.com. All domain controllers run Windows Server 2012 R2.

On all of the domain controllers, Windows is installed in C:\Windows and the Active Directory database is located in D:\Windows\NTDS\.

All of the domain controllers have a third-party application installed.

The operating system fails to recognize that the application is compatible with domain controller cloning.

You verify with the application vendor that the application supports domain controller cloning.

You need to prepare a domain controller for cloning.

What should you do?

- A. In D:\Windows\NTDS\, create an XML file named DCCloneConfig.xml and add the application information to the file.
- B. In the root of a USB flash drive, add the application information to an XML file named DefaultDCCloneAllowList.xml.
- C. In D:\Windows\NTDS\, create an XML file named CustomDCCloneAllowList.xml and add the application information to the file.
- D. In C:\Windows\System32\Sysprep\Actionfiles\, add the application information to an XML file named Respecialize.xml.

Correct Answer: C

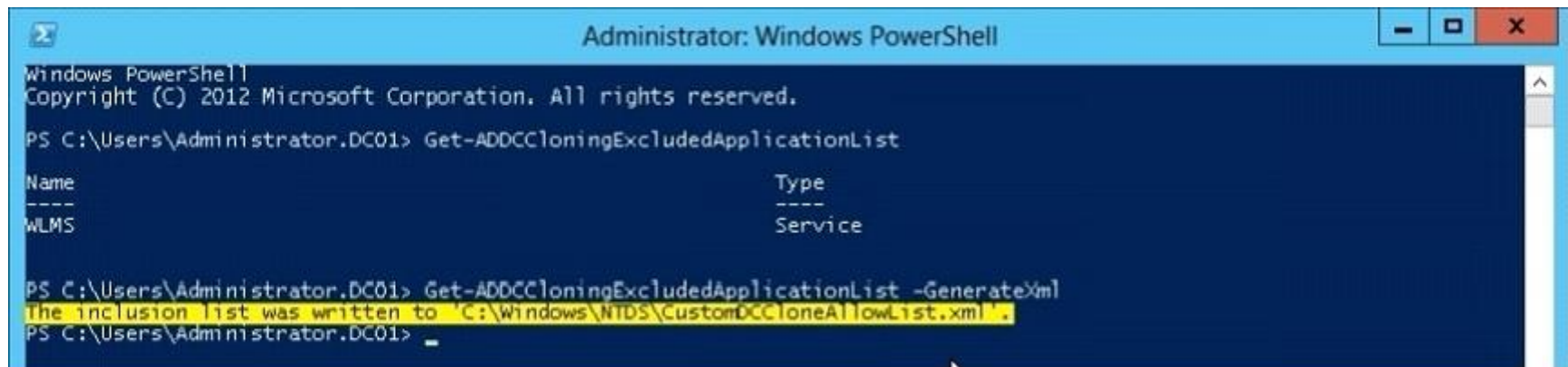
Section: (none)

Explanation

Explanation/Reference:

Explanation:

Place the CustomDCCloneAllowList.xml file in the same folder as the Active Directory database (ntds. dit) on the source Domain Controller.



```

Administrator: Windows PowerShell
Windows PowerShell
Copyright (C) 2012 Microsoft Corporation. All rights reserved.

PS C:\Users\Administrator.DC01> Get-ADDCCloneExcludedApplicationList

Name                                     Type
----                                     -
WLMS                                     Service

PS C:\Users\Administrator.DC01> Get-ADDCCloneExcludedApplicationList -GenerateXml
The inclusion list was written to 'C:\Windows\NTDS\CustomDCCloneAllowList.xml'.
PS C:\Users\Administrator.DC01>
  
```

<http://blogs.dirteam.com/blogs/sanderberkouwer/archive/2012/09/10/new-features-in-active-directory-domain-services-in-windows-server-2012-part-13-domain-controller-cloning.aspx>


<http://www.thomasmaurer.ch/2012/08/windows-server-2012-hyper-v-how-to-clone-a-virtual-domain-controller>

<http://technet.microsoft.com/en-us/library/hh831734.aspx>

QUESTION 98

Your network contains an Active Directory domain named contoso.com.

You create a user account named User1. The properties of User1 are shown in the exhibit. (Click the Exhibit button.)



The screenshot shows the 'User1 Properties' dialog box with the 'General' tab selected. The dialog box has a title bar with a question mark and a close button. Below the title bar is a tabbed interface with tabs for 'General', 'Address', 'Account', 'Profile', 'Telephones', and 'Organization'. The 'General' tab is active, displaying a user icon and the name 'User1'. Below this, there are several text input fields: 'First name:', 'Last name:', 'Display name:', 'Description:', 'Office:', 'Telephone number:', 'E-mail:', and 'Web page:'. The 'Telephone number' and 'Web page' fields have 'Other...' buttons next to them. At the bottom of the dialog box are four buttons: 'OK', 'Cancel', 'Apply', and 'Help'.

You plan to use the User1 account as a service account. The service will forward authentication requests to other servers.

You need to ensure that you can view the Delegation tab from the properties of the User1 account.

What should you do first?

- A. Configure the Name Mappings of User1.
- B. Modify the user principal name (UPN) of User1.
- C. Configure a Service Principal Name (SPN) for User1.
- D. Modify the Security settings of User1.

Correct Answer: C

Section: (none)

Explanation

Explanation/Reference:

Explanation:

If you cannot see the Delegation tab, do one or both of the following:

Register a Service Principal Name (SPN) for the user account with the Setspn utility in the support tools on your CD. Delegation is only intended to be used by service accounts, which should have registered SPNs, as opposed to a regular user account which typically does not have SPNs.

Raise the functional level of your domain to Windows Server 2003. For more information, see Related Topics.

<http://blogs.msdn.com/b/mattlind/archive/2010/01/14/delegation-tab-in-aduc-not-available-until-a-spn-is-set.aspx>

www.vceplus.com - Website designed to help IT pros advance their careers - Born to learn

Your network contains an Active Directory forest named contoso.com. The forest functional level is Windows Server 2012 R2. The forest contains a single domain.

You create a Password Settings object (PSO) named PSO1.

You need to delegate the rights to apply PSO1 to the Active Directory objects in an organizational unit named OU1.

What should you do?

- A. From Active Directory Users and Computers, run the Delegation of Control Wizard.
- B. From Active Directory Administrative Center, modify the security settings of PSO1.
- C. From Group Policy Management, create a Group Policy object (GPO) and link the GPO to OU1.
- D. From Active Directory Administrative Center, modify the security settings of OU1.

Correct Answer: B

Section: (none)

Explanation

Explanation/Reference:

Explanation:

PSOs cannot be applied to organizational units (OUs) directly. If your users are organized into OUs, consider creating global security groups that contain the users from these OUs and then applying the newly defined finegrained password and account lockout policies to them. If you move a user from one OU to another, you must update user memberships in the corresponding global security groups.

Go ahead and hit "OK" and then close out of all open windows. Now that you have created a password policy, we need to apply it to a user/group. In order to do so, you must have "write" permissions on the PSO object. We're doing this in a lab, so I'm Domain Admin.

Write permissions are not a problem:

1. Open Active Directory Users and Computers (Start, point to Administrative Tools, and then click Active Directory Users and Computers).
2. On the View menu, ensure that Advanced Features is checked.
3. In the console tree, expand Active Directory Users and Computers\yourdomain\System>Password Settings Container
4. In the details pane, right-click the PSO, and then click Properties.
5. Click the Attribute Editor tab.
6. Select the msDS-PsoAppliesTo attribute, and then click Edit.

QUESTION 100

Your network contains an Active Directory domain named contoso.com. All servers run Windows Server 2012 R2. The domain contains two servers. The servers are configured as shown in the following table.

Server name	Configuration
DC1	DNS server Domain controller Enterprise certification authority (CA)
Server2	Network Policy Server (NPS) Health Registration Authority (HRA)

All client computers run Windows 8 Enterprise.

You plan to deploy Network Access Protection (NAP) by using IPsec enforcement.

A Group Policy object (GPO) named GPO1 is configured to deploy a trusted server group to all of the client computers.

You need to ensure that the client computers can discover HRA servers automatically.

Which three actions should you perform? (Each correct answer presents part of the solution. Choose three.)

- A. On all of the client computers, configure the EnableDiscovery registry key.
- B. In a GPO, modify the Request Policy setting for the NAP Client Configuration.
- C. On Server2, configure the EnableDiscovery registry key.
- D. On DC1, create an alias (CNAME) record.
- E. On DC1, create a service location (SRV) record.

Correct Answer: ABE

Section: (none)

Explanation

Explanation/Reference:

Explanation:

Requirements for HRA automatic discovery

The following requirements must be met in order to configure trusted server groups on NAP client computers using HRA automatic discovery:

Client computers must be running Windows Vista® with Service Pack 1 (SP1) or Windows XP with Service Pack 3 (SP3).

The HRA server must be configured with a Secure Sockets Layer (SSL) certificate.

The EnableDiscovery registry key must be configured on NAP client computers.

DNS SRV records must be configured.

The trusted server group configuration in either local policy or Group Policy must be cleared.

<http://technet.microsoft.com/en-us/library/dd296901.aspx>

Exam B

QUESTION 1

Your network contains two Active Directory forests named contoso.com and adatum.com. The contoso.com forest contains a server named Server1.contoso.com. The adatum.com forest contains a server named server2. adatum.com. Both servers have the Network Policy Server role service installed.

The network contains a server named Server3. Server3 is located in the perimeter network and has the Network Policy Server role service installed.

You plan to configure Server3 as an authentication provider for several VPN servers.

You need to ensure that RADIUS requests received by Server3 for a specific VPN server are always forwarded to Server1.contoso.com.

Which two should you configure on Server3? (Each correct answer presents part of the solution. Choose two.)

- A. Remediation server groups
- B. Remote RADIUS server groups
- C. Connection request policies
- D. Network policies
- E. Connection authorization policies

Correct Answer: BC

Section: (none)

Explanation

Explanation/Reference:

Explanation:

To configure NPS as a RADIUS proxy, you must create a connection request policy that contains all of the information required for NPS to evaluate which messages to forward and where to send the messages.

When you configure Network Policy Server (NPS) as a Remote Authentication Dial-In User Service (RADIUS) proxy, you use NPS to forward connection requests to RADIUS servers that are capable of processing the connection requests because they can perform authentication and authorization in the domain where the user or computer account is located. For example, if you want to forward connection requests to one or more RADIUS servers in untrusted domains, you can configure NPS as a RADIUS proxy to forward the requests to the remote RADIUS servers in the untrusted domain. To configure NPS as a RADIUS proxy, you must create a connection request policy that contains all of the information required for NPS to evaluate which messages to forward and where to send the messages.

When you configure a remote RADIUS server group in NPS and you configure a connection request policy with the group, you are designating the location where NPS is to forward connection requests.

<http://technet.microsoft.com/en-us/library/cc754518.aspx>
<http://technet.microsoft.com/en-us/library/cc754518.aspx>
<http://technet.microsoft.com/en-us/library/cc754518.aspx>

QUESTION 2

Your network contains an Active Directory domain named contoso.com. The domain contains a server named Server1 that runs Windows Server 2012 R2. Server1 has the Network Policy and Access Services server role installed.

Your company's security policy requires that certificate-based authentication must be used by some network services.

You need to identify which Network Policy Server (NPS) authentication methods comply with the security policy.

Which two authentication methods should you identify? (Each correct answer presents part of the solution. Choose two.)

- A. MS-CHAP
- B. PEAP-MS-CHAP v2
- C. Chap
- D. EAP-TLS
- E. MS-CHAP v2

Correct Answer: BD

Section: (none)

Explanation

Explanation/Reference:

Explanation:

PEAP is similar in design to EAP-TTLS, requiring only a server-side PKI certificate to create a secure TLS tunnel to protect user authentication, and uses server-side public key certificates to authenticate the server.

When you use EAP with a strong EAP type, such as TLS with smart cards or TLS with certificates, both the client and the server use certificates to verify their identities to each other.

QUESTION 3

Your network contains an Active Directory domain named adatum.com. The domain contains a file server named Server1 that runs Windows Server 2012 R2.

All client computers run Windows 7.

You need to ensure that user settings are saved to \\Server1\Users\.

What should you do?

- A. From the properties of each user account, configure the Home folder settings.
- B. From a Group Policy object (GPO), configure the Folder Redirection settings.
- C. From the properties of each user account, configure the User profile settings.
- D. From a Group Policy object (GPO), configure the Drive Maps preference.

Correct Answer: C

Section: (none)

Explanation

Explanation/Reference:

Explanation:

If a computer is running Windows 2000 Server or later on a network, users can store their profiles on the server. These profiles are called roaming user profiles.

QUESTION 4

Your network contains an Active Directory domain named contoso.com. All domain controllers run Windows Server 2012 R2.

An organizational unit (OU) named OU1 contains 200 client computers that run Windows 8 Enterprise. A Group Policy object (GPO) named GPO1 is linked to OU1.

You make a change to GPO1.

You need to force all of the computers in OU1 to refresh their Group Policy settings immediately. The solution must minimize administrative effort.

Which tool should you use?

- A. Server Manager
- B. Active Directory Users and Computers
- C. The Gpupdate command
- D. Group Policy Management Console (GPMC)

Correct Answer: D

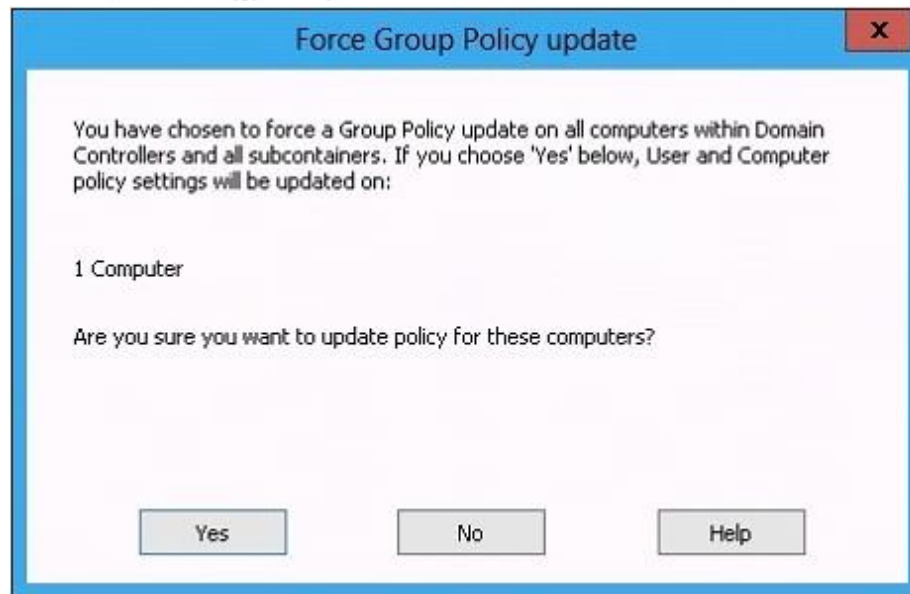
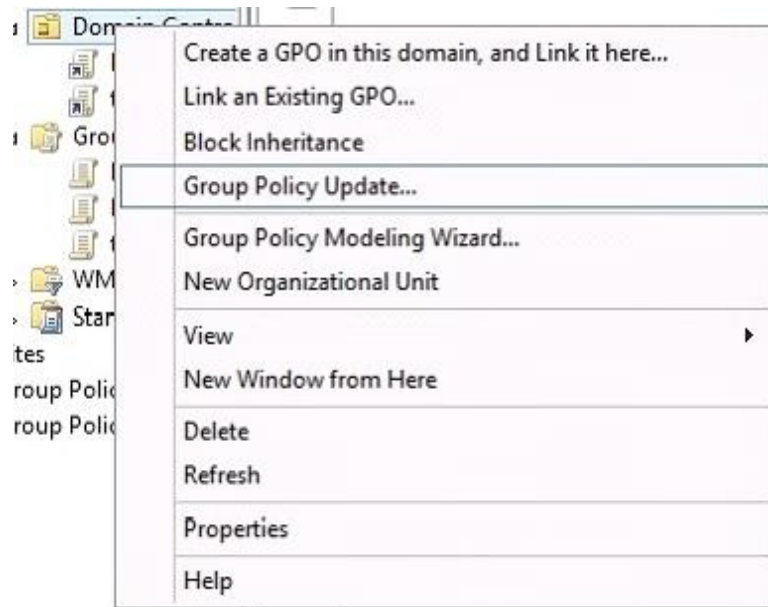
Section: (none)

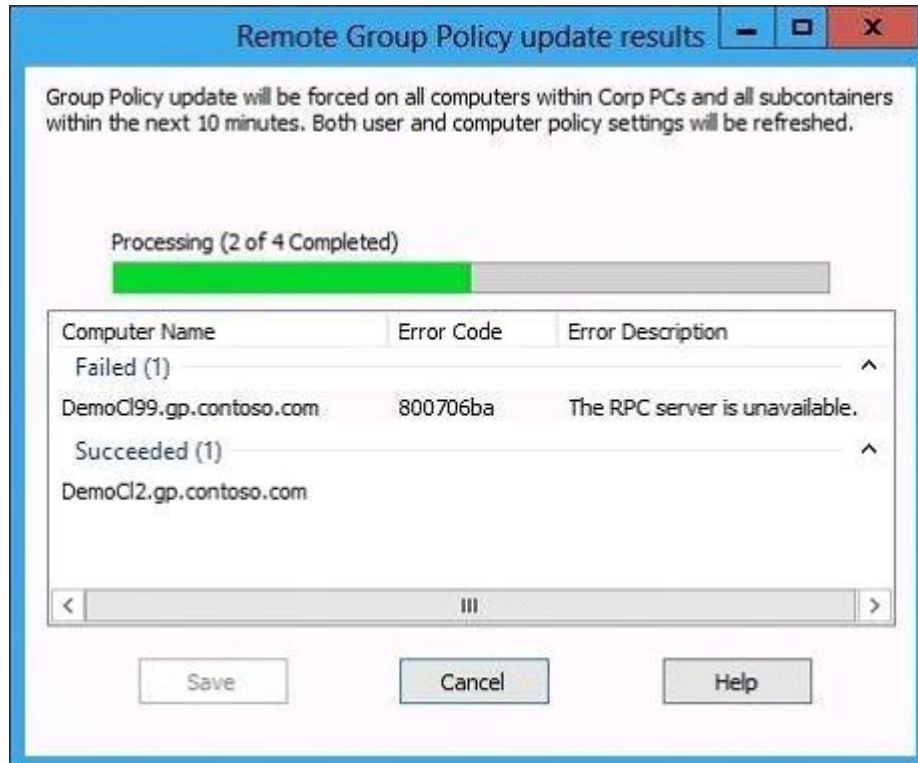
Explanation

Explanation/Reference:

Explanation:

Starting with Windows Server 2012 and Windows 8, you can now remotely refresh Group Policy settings for all computers in an OU from one central location through the Group Policy Management Console (GPMC). Or you can use the `Invoke-GPUupdatecmdlet` to refresh Group Policy for a set of computers, not limited to the OU structure, for example, if the computers are located in the default computers container.





<http://technet.microsoft.com/en-us/library/jj134201.aspx>

<http://blogs.technet.com/b/grouppolicy/archive/2012/11/27/group-policy-in-windows-server-2012-using-remote-gpupdate.aspx>

QUESTION 5

Your network contains an Active Directory domain named contoso.com. The domain contains a domain controller named DC1 that runs Windows Server 2012 R2.

All client computers run Windows 8 Enterprise.

DC1 contains a Group Policy object (GPO) named GPO1.

You need to update the PATH variable on all of the client computers.

Which Group Policy preference should you configure?

A. Ini Files

- B. Services
- C. Data Sources
- D. Environment

Correct Answer: D

Section: (none)

Explanation

Explanation/Reference:

Explanation:

Environment Variable preference items allow you to create, update, replace, and delete user and system environment variables or semicolon-delimited segments of the PATH variable. Before you create an Environment Variable preference item, you should review the behavior of each type of action possible with this extension.

QUESTION 6

Your company has a main office and a branch office.

The main office contains a server that hosts a Distributed File System (DFS) replicated folder.

You plan to implement a new DFS server in the branch office.

You need to recommend a solution that minimizes the amount of network bandwidth used to perform the initial synchronization of the folder to the branch office.

You recommend using the Export-DfsrClone and Import-DfsrClonecmdlets.

Which additional command or cmdlet should you include in the recommendation?

- A. Robocopy.exe
- B. Synchost.exe
- C. Export-BcCachePackage
- D. Sync-DfsReplicationGroup

Correct Answer: A

Section: (none)

Explanation

Explanation/Reference:

Explanation:

By preseeding files before you set up DFS Replication, add a new replication partner, or replace a server, you can speed up initial synchronization and enable cloning of the DFS Replication database in Windows Server 2012 R2. The Robocopy method is one of several preceding methods

QUESTION 7

Your network contains an Active Directory domain named contoso.com. The domain contains two servers named Server1 and Server2. Both servers run Windows Server 2012 R2. Both servers have the File and Storage Services server role, the DFS Namespaces role service, and the DFS Replication role service installed.

Server1 and Server2 are part of a Distributed File System (DFS) Replication group named Group1. Server1 and Server2 are separated by a low-speed WAN connection.

You need to limit the amount of bandwidth that DFS can use to replicate between Server1 and Server2.

What should you modify?

- A. The referral ordering of the namespace
- B. The staging quota of the replicated folder
- C. The cache duration of the namespace
- D. The schedule of the replication group

Correct Answer: D

Section: (none)

Explanation

Explanation/Reference:

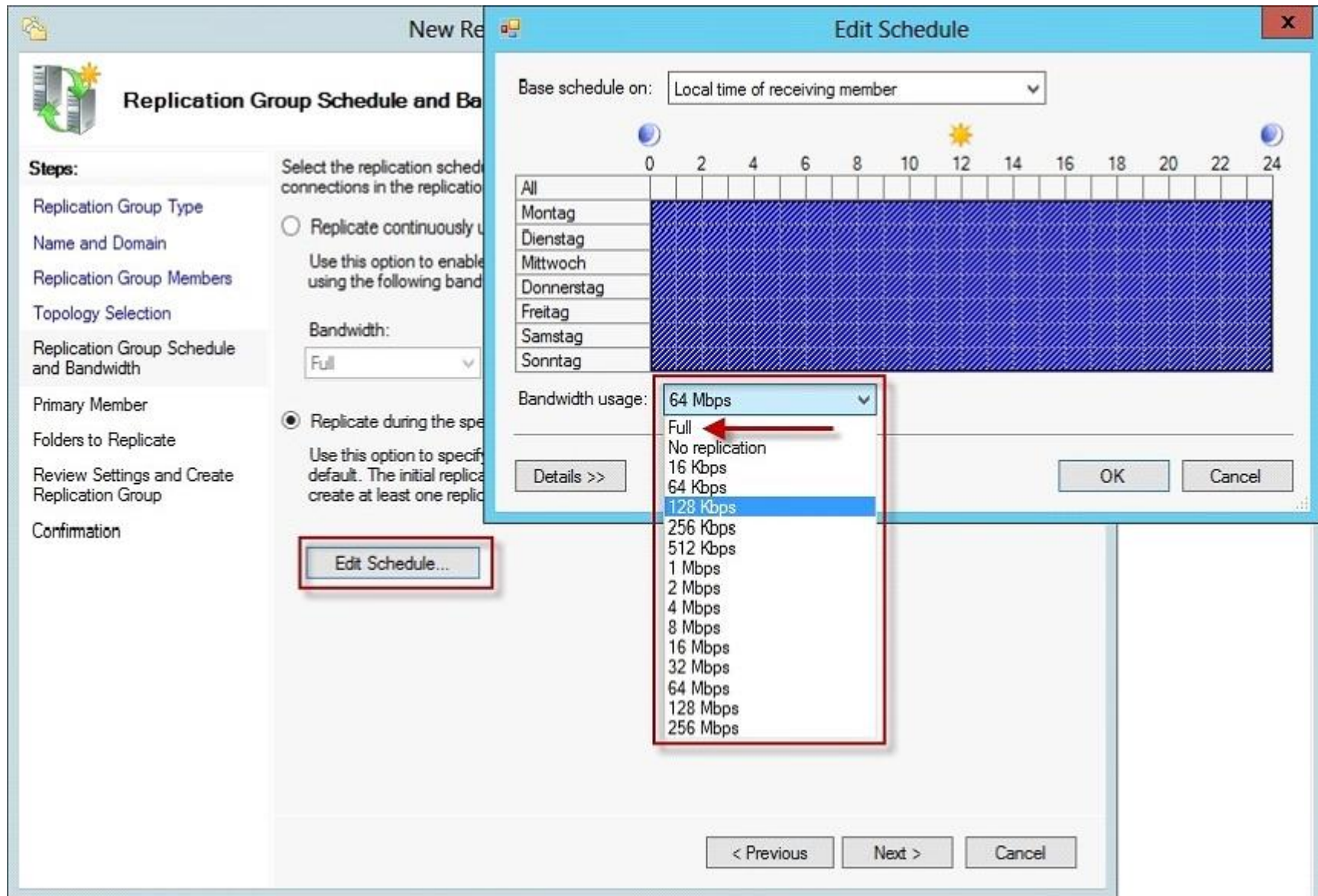
Explanation:

Scheduling allows less bandwidth the by limiting the time interval of the replication Does DFS Replication throttle bandwidth per schedule, per server, or per connection? If you configure bandwidth throttling when specifying the schedule, all connections for that replication group will use that setting for bandwidth throttling. Bandwidth throttling can be also set as a connection-level setting using DFS Management.

To edit the schedule and bandwidth for a specific connection, use the following steps:

In the console tree under the Replication node, select the appropriate replication group. Click the Connections tab, right-click the connection that you want to edit, and then click Properties.

Click the Schedule tab, select Custom connection schedule and then click Edit Schedule. Use the Edit Schedule dialog box to control when replication occurs, as well as the maximum amount of bandwidth replication can consume.



QUESTION 8

You have a file server named Server1 that runs Windows Server 2012 R2. Server1 has the File Server Resource Manager role service installed.

Files created by users in the human resources department are assigned the Department classification property automatically.

You are configuring a file management task named Task1 to remove user files that have not been accessed for 60 days or more.

You need to ensure that Task1 only removes files that have a Department classification property of human resources. The solution must minimize administrative effort.

What should you configure on Task1?

- A. Configure a file screen
- B. Create a condition
- C. Create a classification rule
- D. Create a custom action

Correct Answer: B

Section: (none)

Explanation

Explanation/Reference:

Explanation:

Create a File Expiration Task

The following procedure guides you through the process of creating a file management task for expiring files. File expiration tasks are used to automatically move all files that match certain criteria to a specified expiration directory, where an administrator can then back those files up and delete them. Property conditions. Click Add to create a new condition based on the file's classification. This will open the Property Condition dialog box, which allows you to select a property, an operator to perform on the property, and the value to compare the property against. After clicking OK, you can then create additional conditions, or edit or remove an existing condition.

QUESTION 9

Your network contains an Active Directory domain named contoso.com. All domain controllers run Windows Server 2012 R2. You plan to use fine-grained password policies to customize the password policy settings of contoso.com.

You need to identify to which Active Directory object types you can directly apply the fine-grained password policies.

Which two object types should you identify? (Each correct answer presents part of the solution. Choose two.)

- A. Users
- B. Global groups
- C. computers
- D. Universal groups
- E. Domain local groups

Correct Answer: AB

Section: (none)

Explanation

Explanation/Reference:

Explanation:

First off, your domain functional level must be at Windows Server 2008. Second, Fine-grained password policies ONLY apply to user objects, and global security groups. Linking them to universal or domain local groups is ineffective. I know what you're thinking, what about OU's? Nope, Fine-grained password policy cannot be applied to an organizational unit (OU) directly. The third thing to keep in mind is, by default only members of the Domain Admins group can set fine-grained password policies. However, you can delegate this ability to other users if needed.

Fine-grained password policies apply only to user objects (or inetOrgPerson objects if they are used instead of user objects) and global security groups.

You can apply Password Settings objects (PSOs) to users or global security groups:

<http://technet.microsoft.com/en-us/library/cc731589%28v=ws.10%29.aspx>

<http://technet.microsoft.com/en-us/library/cc731589%28v=ws.10%29.aspx>

<http://technet.microsoft.com/en-us/library/cc770848%28v=ws.10%29.aspx>

<http://www.brandonlawson.com/active-directory/creating-fine-grained-password-policies/>

QUESTION 10

You have a cluster named Cluster1 that contains two nodes. Both nodes run Windows Server 2012 R2. Cluster1 hosts a virtual machine named VM1 that runs Windows Server 2012 R2.

You configure a custom service on VM1 named Service1.

You need to ensure that VM1 will be moved to a different node if Service1 fails.

Which cmdlet should you run on Cluster1?

- A. Add-ClusterVmMonitoredItem
- B. Add-ClusterGenericServiceRole
- C. Set-ClusterResourceDependency
- D. Enable VmResourceMetering

Correct Answer: A

Section: (none)

Explanation

Explanation/Reference:

Explanation:

The Add-ClusterVMMonitoredItem cmdlet configures monitoring for a service or an Event Tracing for Windows (ETW) event so that it is monitored on a virtual machine. If the service fails or the event occurs, then the system responds by taking an action based on the failover configuration for the virtual

machine resource. For example, the configuration might specify that the virtual machine be restarted.

QUESTION 11

You have a server named Server1 that runs Windows Server 2012 R2. Server1 has the Windows Server Update Services server role installed.

You need to configure Windows Server Update Services (WSUS) to support Secure Sockets Layer (SSL).

Which three actions should you perform? (Each correct answer presents part of the solution. Choose three.)

- A. From Internet Information Services (IIS) Manager, modify the connection strings of the WSUS website.
- B. Install a server certificate.
- C. Run the wsusutil.exe command.
- D. Run the iisreset.exe command.
- E. From Internet Information Services (IIS) Manager, modify the bindings of the WSUS website.

Correct Answer: BCE

Section: (none)

Explanation

Explanation/Reference:

Explanation:

Certificate needs to be installed to IIS, Bindings modifies and wsutil run.

1. First we need to request a certificate for the WSUS web site, so open IIS, click the server name, then open Server Certificates. On the Actions pane click Create Domain Certificate.

2. To add the signing certificate to the WSUS Web site in IIS 7.0

On the WSUS server, open Internet Information Services (IIS) Manager.

Expand Sites, right-click the WSUS Web site, and then click Edit Bindings.

In the Site Binding dialog box, select the https binding, and click Edit to open the Edit Site Binding dialog box.

Select the appropriate Web server certificate in the SSL certificate box, and then click OK.

Click Close to exit the Site Bindings dialog box, and then click OK to close Internet Information Services (IIS) Manager.

3. WSUSUtil.exe configuressl<FQDN of the software update point site system> (the name in your certificate) WSUSUtil.exe configuressl<Intranet FQDN of the software update point site system>.

4. The next step is to point your clients to the correct url, by modifying the existing GPO or creating a new one. Open the policy Specify intranet Microsoft update service location and type the new url in the form https: //YourWSUSserver.

The gpupdate /force command will just download all the GPO's and re-apply them to the client, it won't force the client to check for updates. For that you need to use wuaclt /resetauthorization /detectnow followed by wuaclt /reportnow

<http://technet.microsoft.com/en-us/library/bb680861.aspx>

<http://technet.microsoft.com/en-us/library/bb633246.aspx>
<http://www.vkernel.ro/blog/configure-wsus-to-use-ssl>

QUESTION 12

You have a server named Server1 that runs Windows Server 2012 R2.

You discover that the performance of Server1 is poor.

The results of a performance report generated on Server1 are shown in the following table.

Counter	Value
Processor(_Total)\% DPC Time	35
Processor(_Total)\% Interrupt Time	51
Processor(_Total)\% User Time	12
Processor(_Total)\% Privileged Time	2
Processor Information(_Total)\% Processor Time	100
Memory\Available Bytes	7,341,024,329
Memory\Pages/sec	125

You need to identify the cause of the performance issue.

What should you identify?

- A. Driver malfunction
- B. Insufficient RAM
- C. Excessive paging
- D. NUMA fragmentation

Correct Answer: A

Section: (none)

Explanation

Explanation/Reference:

Explanation:

Processor: %DPC Time. Much like the other values, this counter shows the amount of time that the processor spends servicing DPC requests. DPC requests are more often than not associated with the network interface.

Processor: % Interrupt Time. This is the percentage of time that the processor is spending on handling Interrupts. Generally, if this value exceeds 50% of the processor time you may have a hardware issue. Some components on the computer can force this issue and not really be a problem. For example a programmable I/O card like an old disk controller card, can take up to 40% of the CPU time. A NIC on a busy IIS server can likewise generate a large percentage of processor activity.

Processor: % User Time. The value of this counter helps to determine the kind of processing that is affecting the system. Of course the resulting value is the total amount of non-idle time that was spent on User mode operations. This generally means application code.

Processor: %Privilege Time. This is the amount of time the processor was busy with Kernel mode operations. If the processor is very busy and this mode is high, it is usually an indication of some type of NT service having difficulty, although user mode programs can make calls to the Kernel mode NT components to occasionally cause this type of performance issue.

Memory: Pages/sec. This value is often confused with Page Faults/sec. The Pages/sec counter is a combination of Pages Input/sec and Pages Output/sec counters. Recall that Page Faults/sec is a combination of hard page faults and soft page faults. This counter, however, is a general indicator of how often the system is using the hard drive to store or retrieve memory associated data.

<http://technet.microsoft.com/en-us/library/cc768048.aspx>

QUESTION 13

Your network contains an Active Directory domain named contoso.com. The domain contains two member servers named Server1 and Server2. All servers run Windows Server 2012 R2.

Server1 and Server2 are nodes in a Hyper-V cluster named Cluster1. Cluster1 hosts 10 virtual machines. All of the virtual machines run Windows Server 2012 R2 and are members of the domain.

You need to ensure that the first time a service named Service1 fails on a virtual machine, the virtual machine is moved to a different node.

You configure Service1 to be monitored from Failover Cluster Manager.

What should you configure on the virtual machine?

- A. From the General settings, modify the Startup type.
- B. From the General settings, modify the Service status.
- C. From the Recovery settings of Service1, set the First failure recovery action to Take No Action.
- D. From the Recovery settings of Service1, set the First failure recovery action to Restart the Service.

Correct Answer: C

Section: (none)

Explanation

Explanation/Reference:

Explanation:

Configure the virtual machine to take no action through Hyper-V if the physical computer shuts down by modifying the Automatic Stop Action setting to None. Virtual machine state must be managed through the Failover Clustering feature.

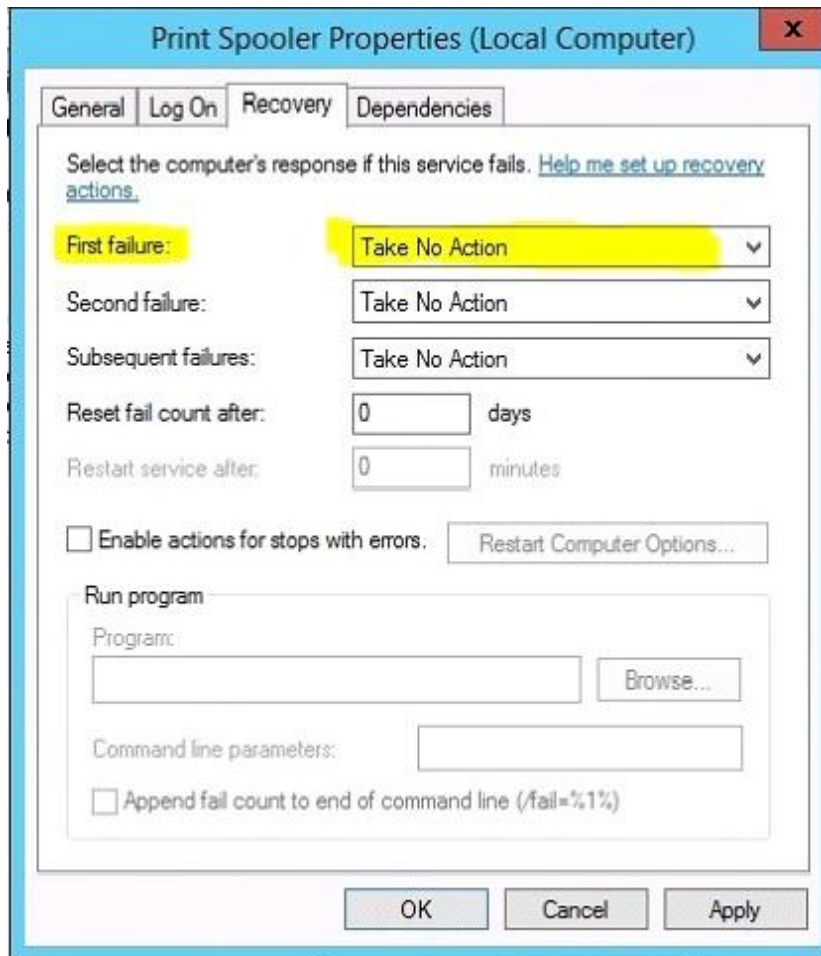
Virtual machine application monitoring and management In clusters running Windows Server 2012, administrators can monitor services on clustered virtual machines that are also running Windows Server 2012. This functionality extends the high-level monitoring of virtual machines that is implemented in Windows Server 2008 R2 failover clusters. If a monitored service in a virtual machine fails, the service can be restarted, or the clustered virtual machine can be restarted or moved to another node (depending on service restart settings and cluster failover settings). This feature increases the uptime of high availability services that are running on virtual machines within a failover cluster.

Windows Server 2012 Failover Cluster introduces a new capability for Hyper-V virtual machines (VMs), which is a basic monitoring of a service within the VM which causes the VM to be rebooted should the monitored service fail three times. For this feature to work the following must be configured:

Both the Hyper-V servers must be Windows Server 2012 and the guest OS running in the VM must be Windows Server 2012.

The host and guest OSs are in the same or at least trusting domains. The Failover Cluster administrator must be a member of the local administrator's group inside the VM.

Ensure the service being monitored is set to Take No Action (see screen shot below) within the guest VM for Subsequent failures (which is used after the first and second failures) and is set via the Recovery tab of the service properties within the Services application (services. msc).



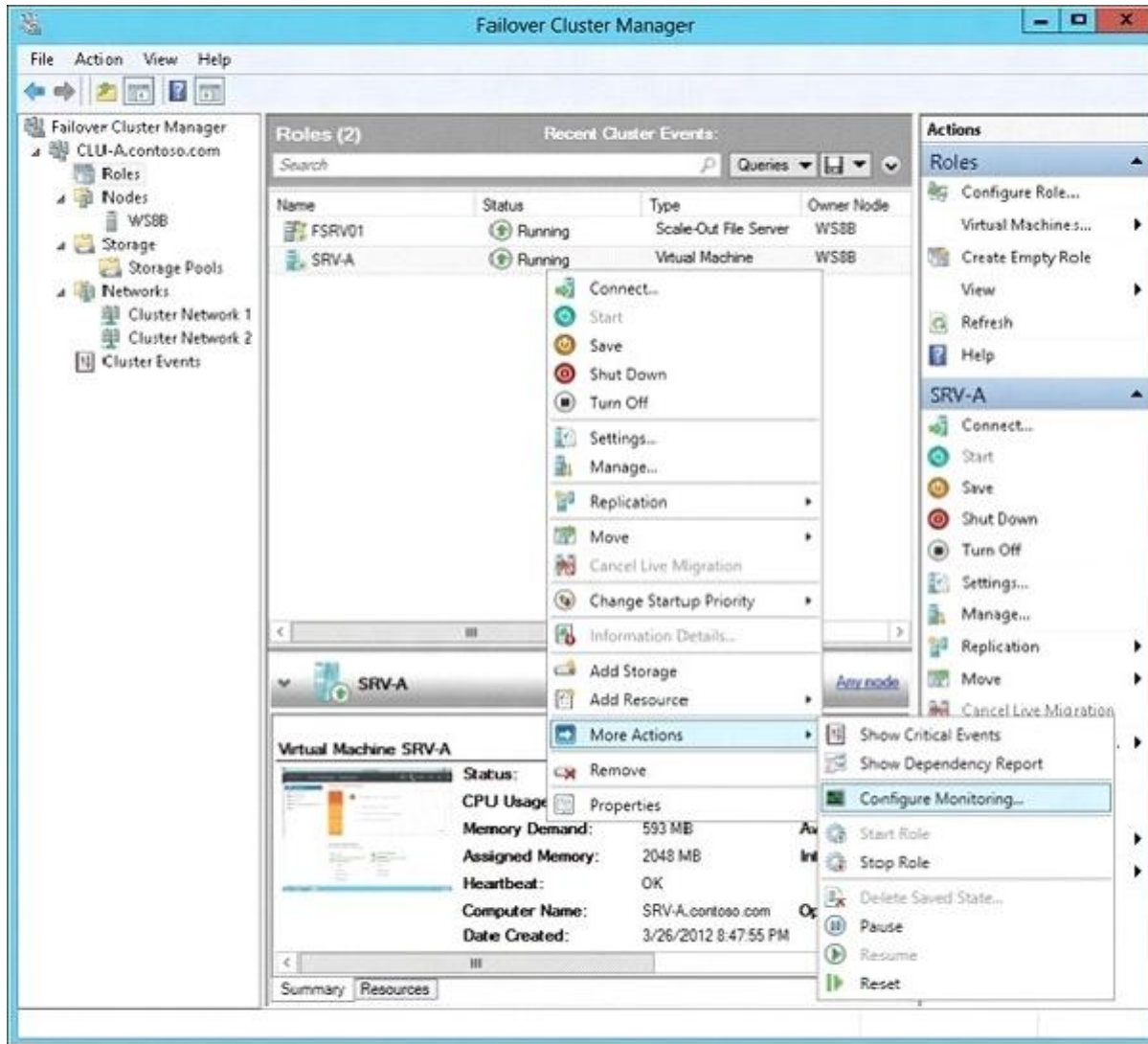
Within the guest VM, ensure the Virtual Machine Monitoring firewall exception is enabled for the Domain network by using the Windows Firewall with Advanced Security application or by using the Windows PowerShell command below: `Set-NetFirewallRule -DisplayGroup "Virtual Machine Monitoring" -Enabled True`

After the above is true, enabling the monitoring is a simple process:

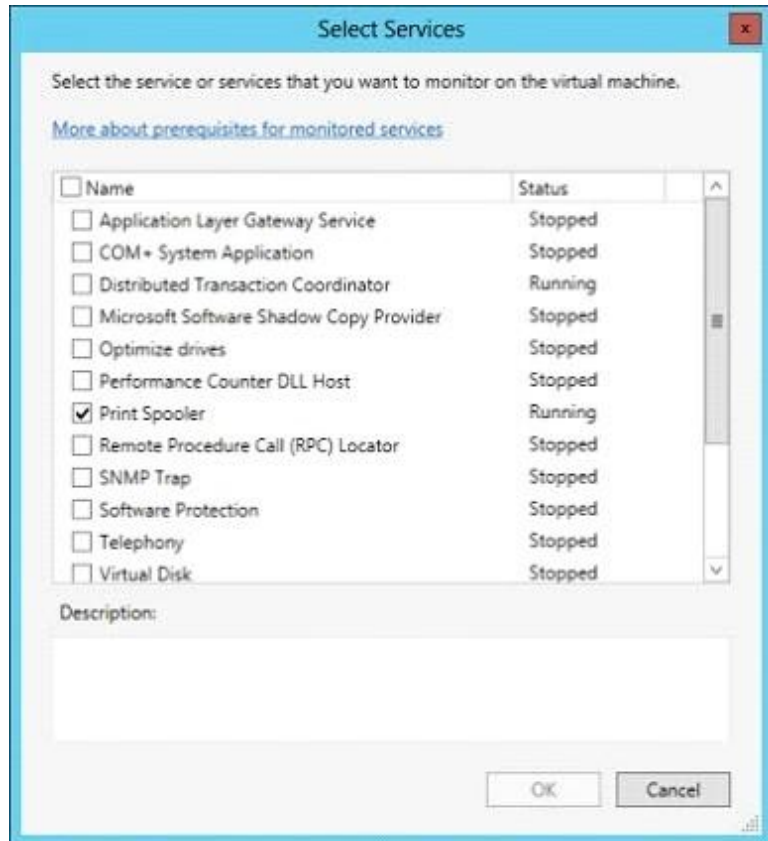
Launch the Failover Cluster Manager tool.

Navigate to the cluster - Roles.

Right click on the virtual machine role you wish to enable monitoring for and under More Actions select Configure Monitoring. . .



The services running inside the VM will be gathered and check the box for the services that should be monitored and click OK.



You are done!

Monitoring can also be enabled using the Add-ClusterVMMonitoredItemcmdlet and - VirtualMachine, with the -Service parameters, as the example below shows: PS

```
C:\Windows\system32> Add-ClusterVMMonitoredItem -VirtualMachine savdaltst01 - Service spooler
```

<http://sportstoday.us/technology/windows-server-2012-continuous-availability-%28part-4%29-failover-clustering-enhancements-virtual-machine-monitoring.aspx>

<http://windowsitpro.com/windows-server-2012/enable-windows-server-2012-failover-cluster-hyper-v-vm-monitoring>

<http://technet.microsoft.com/en-us/library/cc742396.aspx>

QUESTION 14

You have a DNS server named Server1 that runs Windows Server 2012 R2. On Server1, you create a DNS zone named contoso.com.

You need to specify the email address of the person responsible for the zone.

Which type of DNS record should you configure?

- A. Start of authority (SOA)
- B. Host information (HINFO)
- C. Mailbox (MB)
- D. Mail exchanger (MX)

Correct Answer: A

Section: (none)

Explanation

Explanation/Reference:

Explanation:

A SOA-record defines the responsible person for an entire zone, but a zone may contain many individual hosts / domain names for which different people are responsible. The RP- record type makes it possible to identify the responsible person for individual host names contained within the zone.

contoso.com Properties

WINS Zone Transfers Security

General Start of Authority (SOA) Name Servers

Serial number: 234

Primary server: server1.contoso.com

Responsible person: hostmaster.contoso.com

Refresh interval: 1 days

Retry interval: 1 days

Expires after: 1 days

Minimum (default) TTL: 20 minutes

TTL for this record: 1 :0 :0 :0 (DDDDD:HH.MM.SS)

```

C:\Windows\system32>nslookup
Default Server:  localhost
Address:  ::1

> set type=SOA
>
> home.local
Server:  localhost
Address:  ::1

home.local
    primary name server = dc1.home.local
    responsible mail addr = hostmaster.home.local
    serial = 292
    refresh = 900 (15 mins)
    retry = 600 (10 mins)
    expire = 300 (5 mins)
    default TTL = 1200 (20 mins)
dc1.home.local internet address = 192.168.1.10

```

QUESTION 15

Your network contains an Active Directory forest. The forest contains two domains named contoso.com and fabrikam.com. All of the DNS servers in both of the domains run Windows Server 2012 R2.

The network contains two servers named Server1 and Server2. Server1 hosts an Active Directory-integrated zone for contoso.com. Server2 hosts an Active Directory-integrated zone for fabrikam.com. Server1 and Server2 connect to each other by using a WAN link.

Client computers that connect to Server1 for name resolution cannot resolve names in fabrikam.com.

You need to configure Server1 to resolve names in fabrikam.com. The solution must NOT require that changes be made to the fabrikam.com zone on Server2.

What should you create?

- A. A trust anchor
- B. A stub zone
- C. A zone delegation
- D. A secondary zone

Correct Answer: B

Section: (none)

Explanation

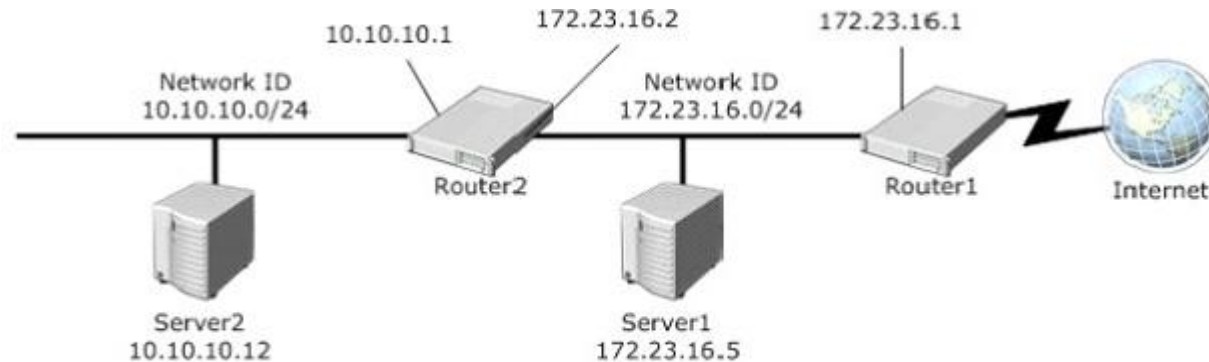
Explanation/Reference:

Explanation:

A stub zone is a copy of a zone that contains only those resource records necessary to identify the authoritative Domain Name System (DNS) servers for that zone. A stub zone is used to resolve names between separate DNS namespaces. This type of resolution may be necessary when a corporate merger requires that the DNS servers for two separate DNS namespaces resolve names for clients in both namespaces.

QUESTION 16

Your network is configured as shown in the exhibit. (Click the Exhibit button.)



Server1 regularly accesses Server2.

You discover that all of the connections from Server1 to Server2 are routed through Router1.

You need to optimize the connection path from Server1 to Server2.

Which route command should you run on Server1?

- A. Route add -p 10.10.10.0 MASK 255.255.255.0 172.23.16.2 METRIC 100
- B. Route add -p 10.10.10.0 MASK 255.255.255.0 10.10.10.1 METRIC 50
- C. Route add -p 10.10.10.12 MASK 255.255.255.0 10.10.10.1 METRIC 100
- D. Route add -p 10.10.10.12 MASK 255.255.255.0 10.10.10.0 METRIC 50

Correct Answer: A

Section: (none)

Explanation

Explanation/Reference:

Explanation:

Destination - specifies either an IP address or host name for the network or host.

subnetmask - specifies a subnet mask to be associated with this route entry. If subnetmask is not specified, 255.255.255.255 is used.

gateway - specifies either an IP address or host name for the gateway or router to use when forwarding.

costmetric - assigns an integer cost metric (ranging from 1 through 9,999) to be used in calculating the fastest, most reliable, and/or least expensive routes. If costmetric is not specified, 1 is used.

interface - specifies the interface to be used for the route that uses the interface number. If an interface is not specified, the interface to be used for the route is determined from the gateway IP address.

<http://support.microsoft.com/kb/299540/en-us>

<http://technet.microsoft.com/en-us/library/cc757323%28v=ws.10%29.aspx>

QUESTION 17

Your network contains an Active Directory domain named adatum.com.

You have a standard primary zone named adatum.com.

You need to provide a user named User1 the ability to modify records in the zone. Other users must be prevented from modifying records in the zone.

What should you do first?

- A. Run the Zone Signing Wizard for the zone.
- B. From the properties of the zone, modify the start of authority (SOA) record.
- C. From the properties of the zone, change the zone type.
- D. Run the New Delegation Wizard for the zone.

Correct Answer: C

Section: (none)

Explanation

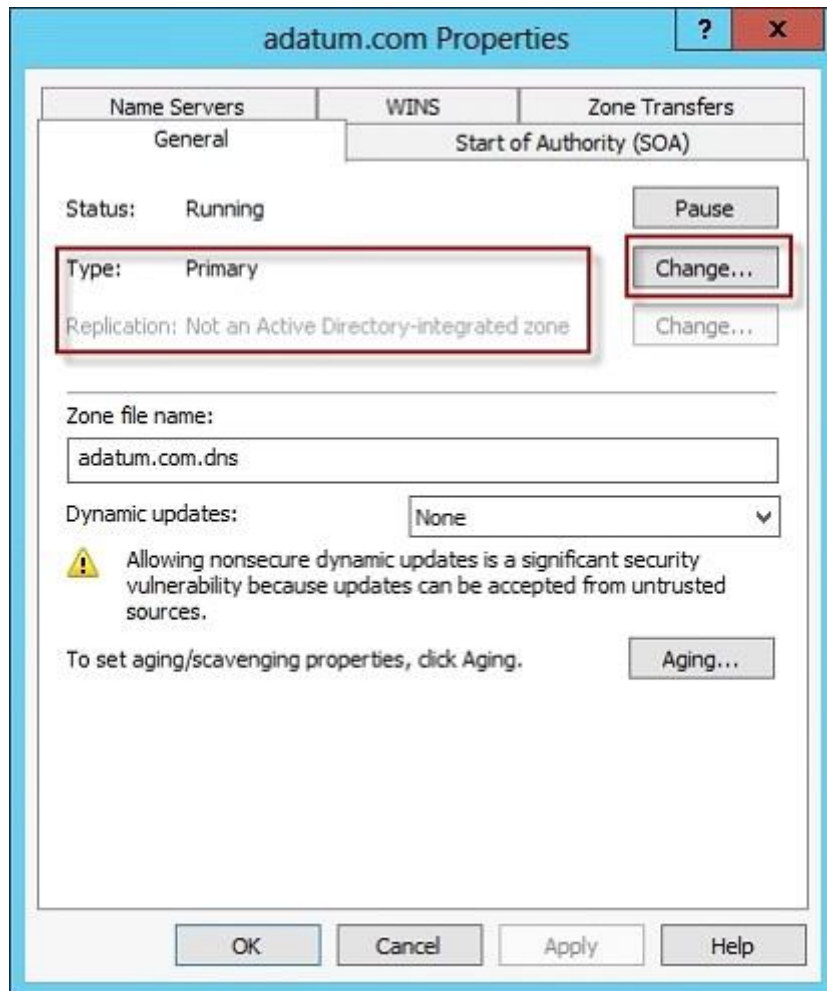
Explanation/Reference:

Explanation:

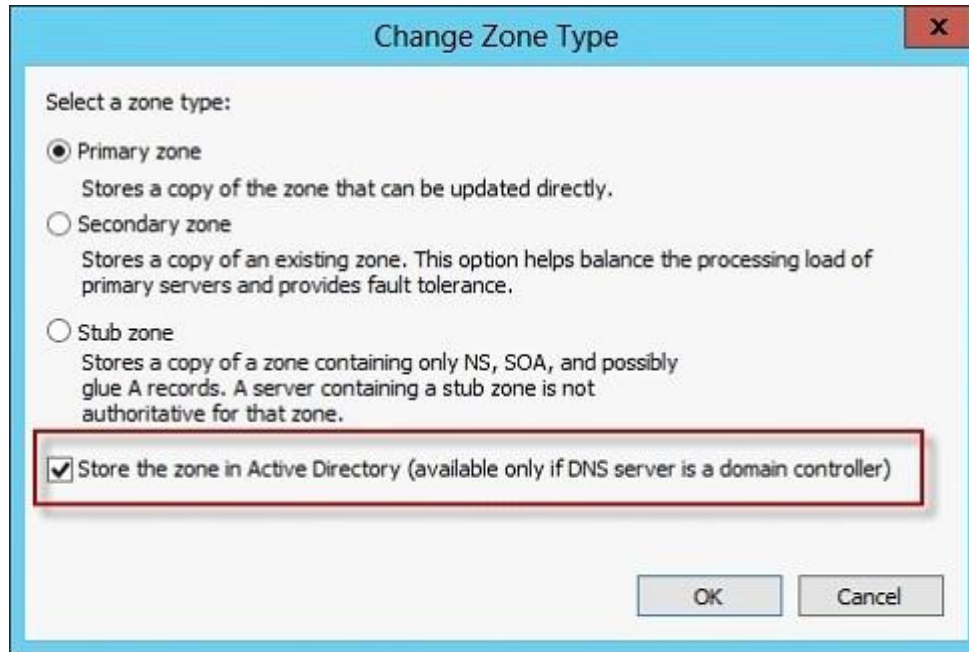
The Zone would need to be changed to a AD integrated zone When you use directory- integrated zones, you can use access control list (ACL) editing to secure a dnsZone object container in the directory tree. This feature provides detailed access to either the zone or a specified resource record in the zone. For example, an ACL for a zone resource record can be restricted so that dynamic updates are allowed only for a specified client computer or a secure group, such as a domain administrators group. This security feature is not available with standard primary zones

DNS update security is available only for zones that are integrated into Active Directory. After you integrate a zone, you can use the access control list (ACL) editing features that are available in the DNS snap-in to add or to remove users or groups from the ACL for a specific zone or for a resource record.

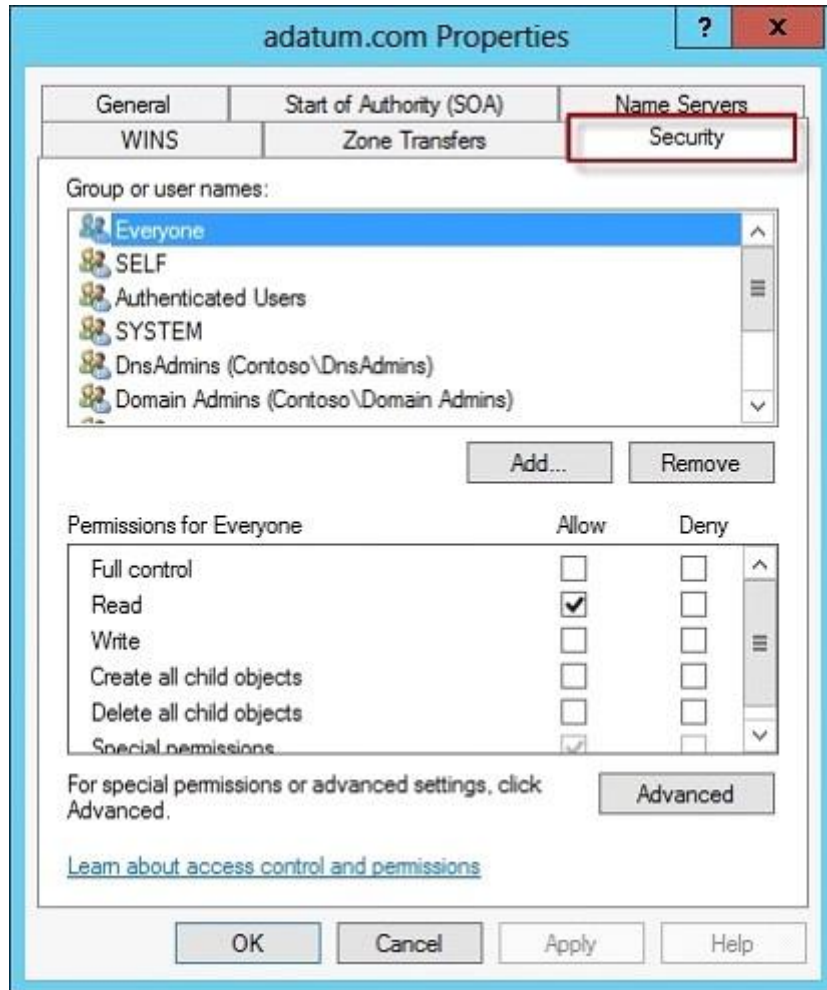
Standard (not an Active Directory integrated zone) has no Security settings:



You need to firstly change the "Standard Primary Zone" to AD Integrated Zone:



Now there's Security tab:

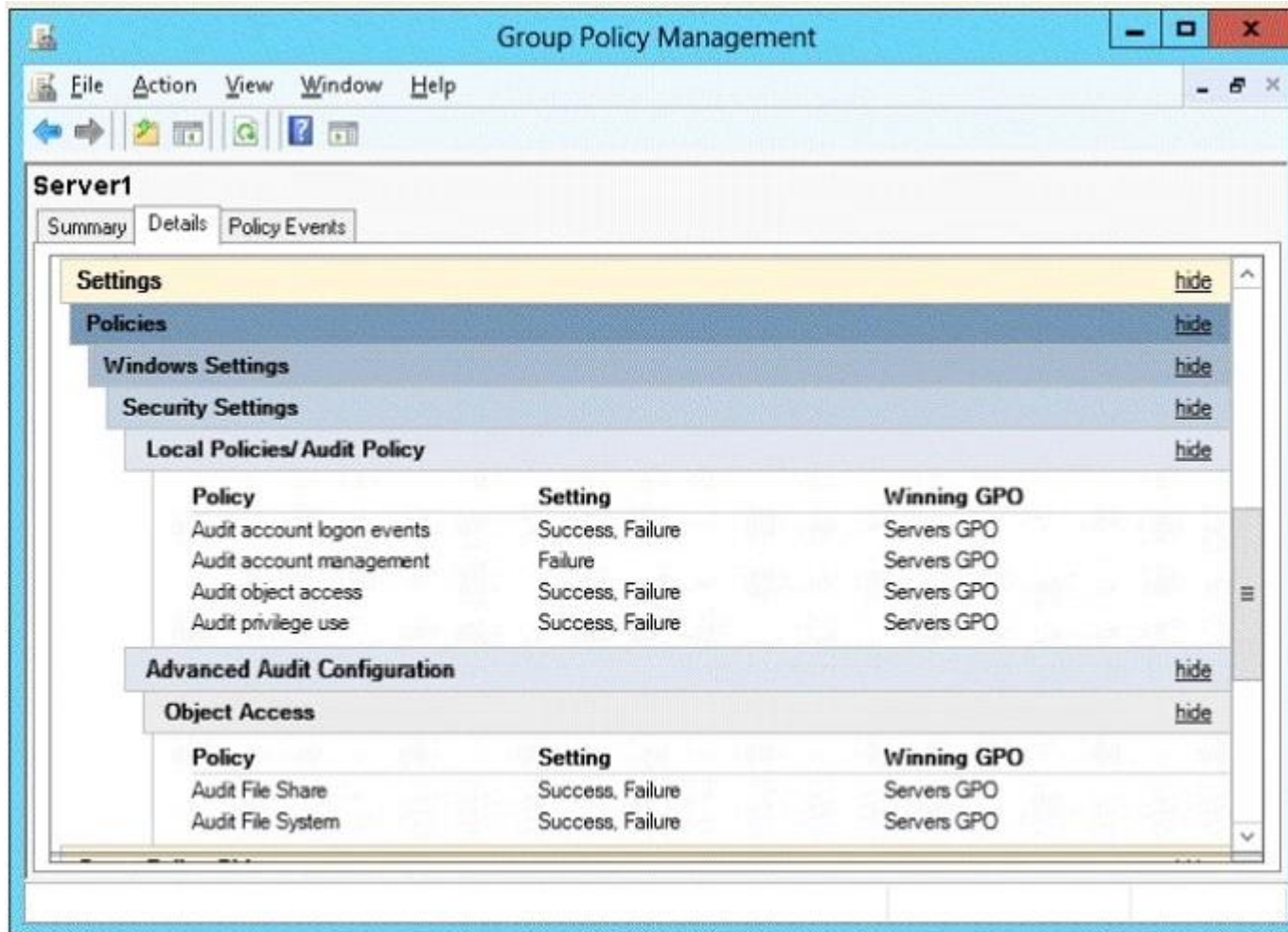


<http://technet.microsoft.com/en-us/library/cc753014.aspx>
<http://technet.microsoft.com/en-us/library/cc726034.aspx>
<http://support.microsoft.com/kb/816101>

QUESTION 18

Your network contains an Active Directory domain named contoso.com. The domain contains a file server named Server1 that runs Windows Server 2012 R2.

You view the effective policy settings of Server1 as shown in the exhibit. (Click the Exhibit button.)



You need to ensure that an entry is added to the event log whenever a local user account is created or deleted on Server1.

What should you do?

- A. In Servers GPO, modify the Advanced Audit Configuration settings.
- B. On Server1, attach a task to the security log.
- C. In Servers GPO, modify the Audit Policy settings.

D. On Server1, attach a task to the system log.

Correct Answer: A

Section: (none)

Explanation

Explanation/Reference:

Explanation:

When you use Advanced Audit Policy Configuration settings, you need to confirm that these settings are not overwritten by basic audit policy settings. The following procedure shows how to prevent conflicts by blocking the application of any basic audit policy settings.

Enabling Advanced Audit Policy Configuration

Basic and advanced audit policy configurations should not be mixed. As such, it's best practice to enable Audit: Force audit policy subcategory settings (Windows Vista or later) to override audit policy category settings in Group Policy to make sure that basic auditing is disabled. The setting can be found under Computer Configuration\Policies\Security Settings\Local Policies\Security Options, and sets the SCENoApplyLegacyAuditPolicy registry key to prevent basic auditing being applied using Group Policy and the Local Security Policy MMC snap-in.

In Windows 7 and Windows Server 2008 R2, the number of audit settings for which success and failure can be tracked has increased to 53. Previously, there were nine basic auditing settings under Computer Configuration\Policies\Windows Settings\Security Settings\Local Policies\Audit Policy. These 53 new settings allow you to select only the behaviors that you want to monitor and exclude audit results for behaviors that are of little or no concern to you, or behaviors that create an excessive number of log entries. In addition, because Windows 7 and Windows Server 2008 R2 security audit policy can be applied by using domain Group Policy, audit policy settings can be modified, tested, and deployed to selected users and groups with relative simplicity.

Audit Policy settings

Any changes to user account and resource permissions.

Any failed attempts for user logon.

Any failed attempts for resource access.

Any modification to the system files.

Advanced Audit Configuration Settings Audit compliance with important business-related and security-related rules by tracking precisely defined activities, such as:

A group administrator has modified settings or data on servers that contain finance information.

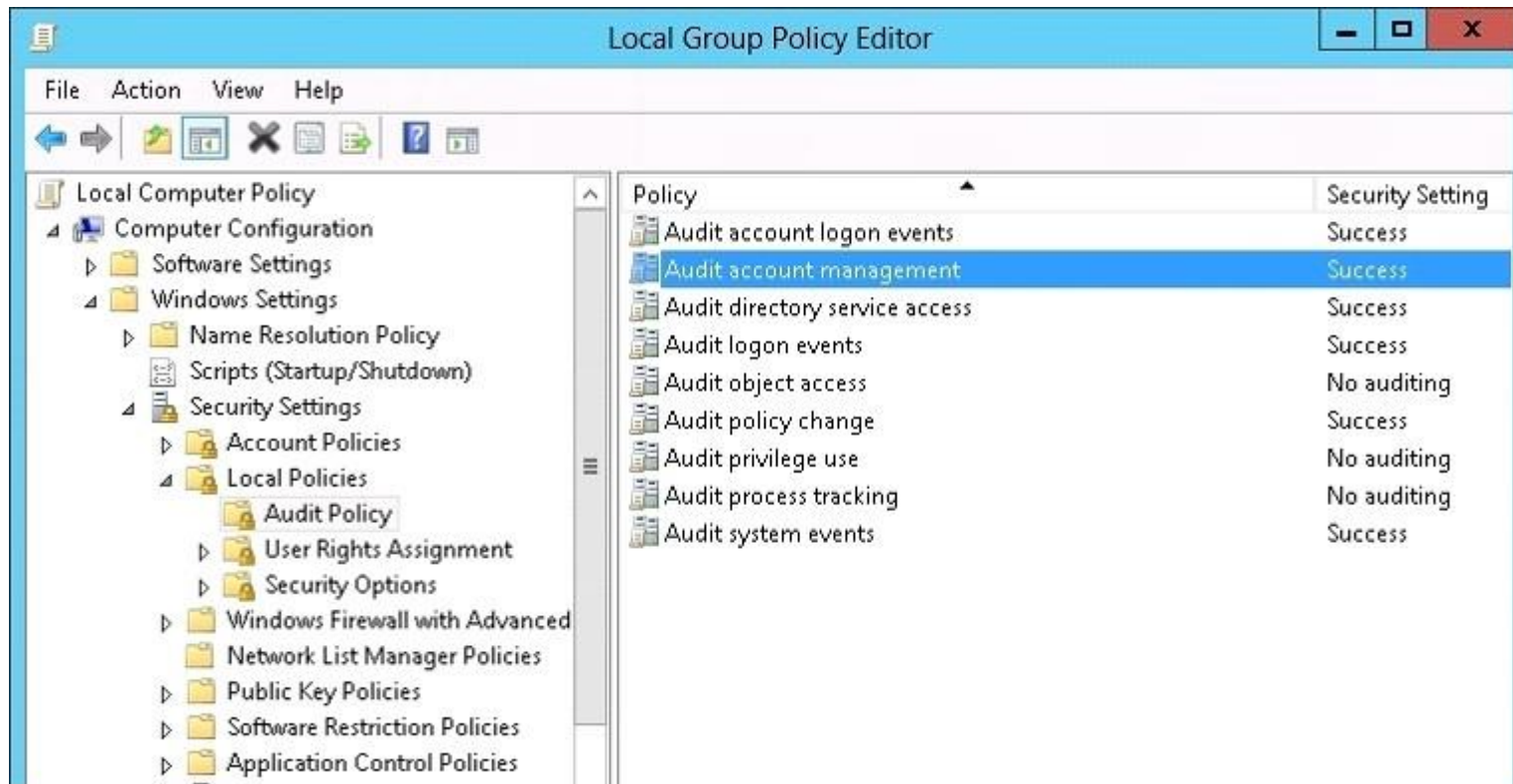
An employee within a defined group has accessed an important file. The correct system access control list (SACL) is applied to every file and folder or registry key on a computer or file share as a verifiable safeguard against undetected access.

In Servers GPO, modify the Audit Policy settings - enabling audit account management setting will generate events about account creation, deletion and so on.

Advanced Audit Configuration Settings Advanced Audit Configuration Settings -> Audit Policy -> Account Management -> Audit User Account Management



In Servers GPO, modify the Audit Policy settings - enabling audit account management setting will generate events about account creation, deletion and so on.



<http://blogs.technet.com/b/abizerh/archive/2010/05/27/tracing-down-user-and-computer-account-deletion-in-active-directory.aspx>

<http://technet.microsoft.com/en-us/library/dd772623%28v=ws.10%29.aspx>

[http://technet.microsoft.com/en-us/library/jj852202\(v=ws.10\).aspx](http://technet.microsoft.com/en-us/library/jj852202(v=ws.10).aspx)

<http://www.petri.co.il/enable-advanced-audit-policy-configuration-windows-server.htm>

<http://technet.microsoft.com/en-us/library/dd408940%28v=ws.10%29.aspx>

http://technet.microsoft.com/en-us/library/dd408940%28v=ws.10%29.aspx#BKMK_step2

QUESTION 19

Your network contains an Active Directory domain named contoso.com. All servers run Windows Server 2012 R2.

The network contains several group Managed Service Accounts that are used by four member servers.

You need to ensure that if a group Managed Service Account resets a password of a domain user account, an audit entry is created.

You create a Group Policy object (GPO) named GPO1.

What should you do next?

- A. In GPO1, configure the Advanced Audit Policy Configuration settings for Audit User Account Management. Link GPO1 to the Domain Controllers organizational unit (OU).
- B. In GPO1, configure the Advanced Audit Policy Configuration settings for Audit User Account Management. Move the member servers to a new organizational unit (OU). Link GPO1 to the new OU.
- C. In GPO1, configure the Advanced Audit Policy Configuration settings for Audit Sensitive Privilege Use. Link GPO1 to the Domain Controllers organizational unit (OU).
- D. In GPO1, configure the Advanced Audit Policy Configuration settings for Audit Sensitive Privilege Use. Move the member servers to a new organizational unit (OU). Link GPO1 to the new OU.

Correct Answer: A

Section: (none)

Explanation

Explanation/Reference:

Explanation:

Audit User Account Management

This security policy setting determines whether the operating system generates audit events when the following user account management tasks are performed:

A user account is created, changed, deleted, renamed, disabled, enabled, locked out, or unlocked.

A user account password is set or changed.

Security identifier (SID) history is added to a user account.

The Directory Services Restore Mode password is set.

Permissions on accounts that are members of administrators groups are changed.

Credential Manager credentials are backed up or restored.

This policy setting is essential for tracking events that involve provisioning and managing user accounts.

QUESTION 20

Your network contains an Active Directory domain named contoso.com. The domain contains a server named Server1 that runs Windows Server 2012 R2. Server1 has the File Server Resource Manager role service installed.

You configure a quota threshold as shown in the exhibit. (Click the Exhibit button.)

85% Threshold Properties

Generate notifications when usage reaches (%):
85

E-mail Message | Event Log | Command | Report

☒ Send e-mail to the following administrators:
[Admin Email]
Format: account@domain. Use semicolons to separate accounts.

☐ Send e-mail to the user who exceeded the threshold

E-mail message
Type the text to use for the Subject line and message.
To identify the quota, limit, usage, or other information about the current threshold, you can use Insert Variable to insert a variable in your text.

Subject:
[Quota Threshold]% quota threshold exceeded

Message body:
User [Source Io Owner] has exceed the [Quota Threshold]% quota threshold for quota on [Quota Path] on server [Server]. The quota limit is [Quota Limit MB] MB and the current usage is [Quota Used MB] MB ([Quota Used Percent]% of limit).

Select variable to insert:
[Admin Email] ▼ **Insert Variable**

Inserts the e-mail addresses of the administrators who receive the e-mail.

Additional E-mail Headers...

OK **Cancel**

You need to ensure that a user named User1 receives an email notification when the threshold is exceeded.

What should you do?

- A. Create a performance counter alert.
- B. Create a classification rule.
- C. Modify the members of the Performance Log Users group.
- D. Configure the File Server Resource Manager Options.

Correct Answer: D

Section: (none)

Explanation

Explanation/Reference:

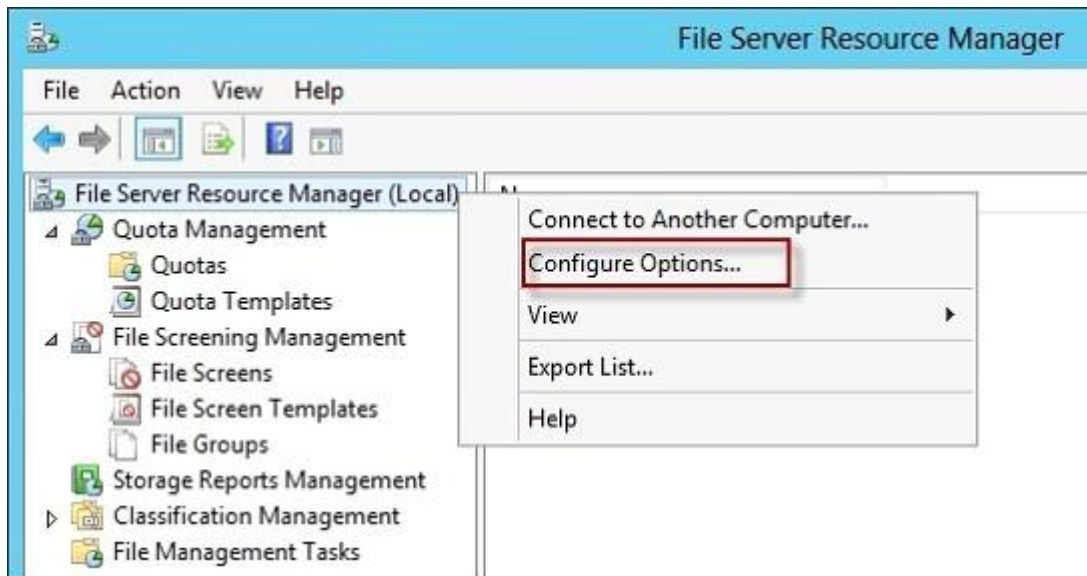
Explanation:

When you create quotas and file screens, you have the option of sending e-mail notifications to users when their quota limit is approaching or after they have attempted to save files that have been blocked. If you want to routinely notify certain administrators of quota and file screening events, you can configure one or more default recipients.

To send these notifications, you must specify the SMTP server to be used for forwarding the e-mail messages.

To configure e-mail options

In the console tree, right-click File Server Resource Manager, and then click Configure options. The File Server Resource Manager Options dialog box opens.

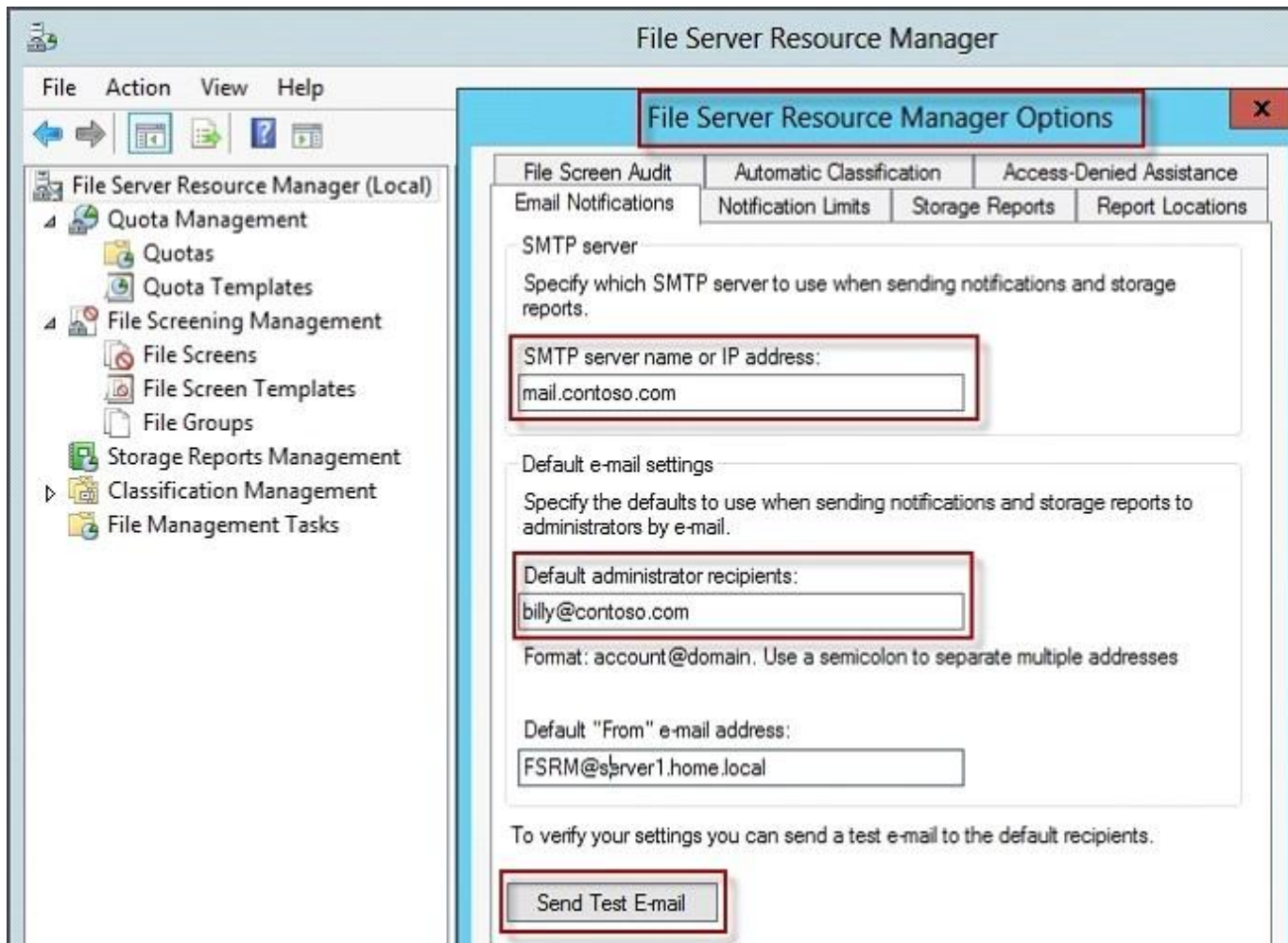


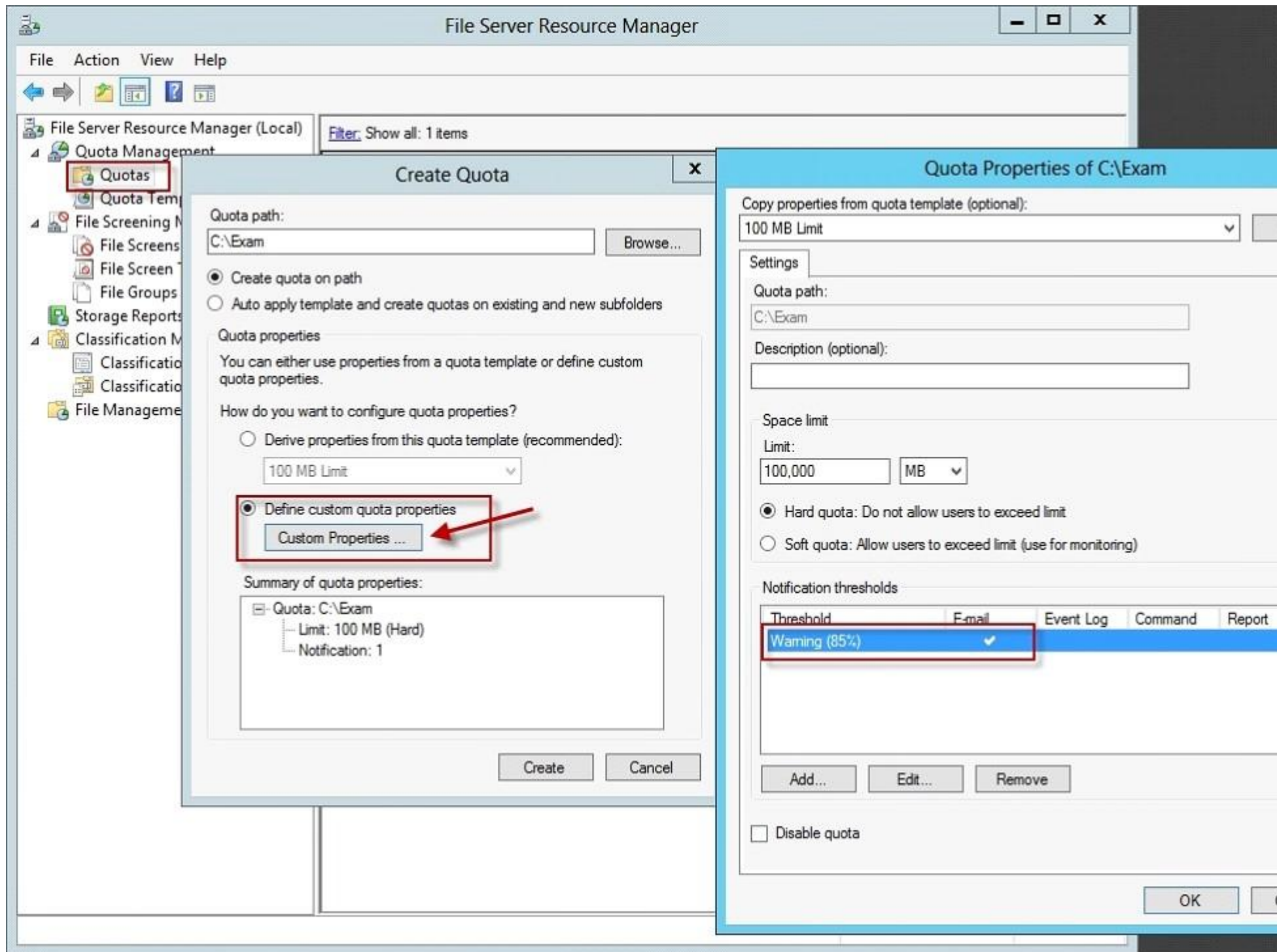
On the E-mail Notifications tab, under SMTP server name or IP address, type the host name or the IP address of the SMTP server that will forward e-mail notifications.

If you want to routinely notify certain administrators of quota or file screening events, under Default administrator recipients, type each e-mail address.

Use the format account@domain. Use semicolons to separate multiple accounts.

To test your settings, click Send Test E-mail.





QUESTION 21

Your company has a main office and a branch office. The main office is located in Seattle. The branch office is located in Montreal. Each office is configured as an Active Directory site.

The network contains an Active Directory domain named adatum.com. The Seattle office contains a file server named Server1. The Montreal office contains a file server named Server2.

The servers run Windows Server 2012 R2 and have the File and Storage Services server role, the DFS Namespaces role service, and the DFS Replication role service installed.

Server1 and Server2 each have a share named Share1 that is replicated by using DFS Replication.

You need to ensure that users connect to the replicated folder in their respective office when they connect to \\contoso.com\Share1.

Which three actions should you perform? (Each correct answer presents part of the solution. Choose three.)

- A. Create a replication connection.
- B. Create a namespace.
- C. Share and publish the replicated folder.
- D. Create a new topology.
- E. Modify the Referrals settings.

Correct Answer: BCE

Section: (none)

Explanation

Explanation/Reference:

Explanation:

To share a replicated folder and publish it to a DFS namespace Click Start, point to Administrative Tools, and then click DFS Management. In the console tree, under the Replication node, click the replication group that contains the replicated folder you want to share. In the details pane, on the Replicated Folders tab, right-click the replicated folder that you want to share, and then click Share and Publish in Namespace. In the Share and Publish Replicated Folder Wizard, click Share and publish the replicated folder in a namespace, and then follow the steps in the wizard.

Note that: If you do not have an existing namespace, you can create one in the Namespace Path page in the Share and Publish Replicated Folder Wizard. To create the namespace, in the Namespace Path page, click Browse, and then click New Namespace.

To create a namespace

Click Start, point to Administrative Tools, and then click DFS Management. In the console tree, right-click the Namespaces node, and then click New Namespace. Follow the instructions in the New Namespace Wizard.

To create a stand-alone namespace on a failover cluster, specify the name of a clustered file server instance on the Namespace Server page of the

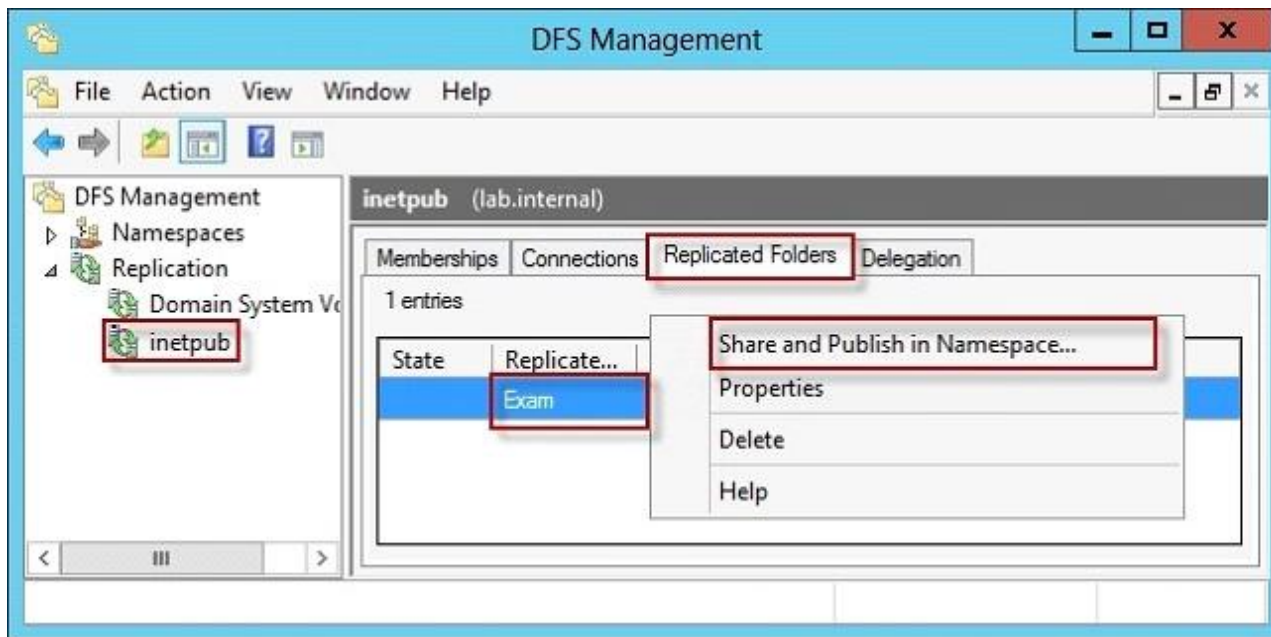
New Namespace Wizard.

Important

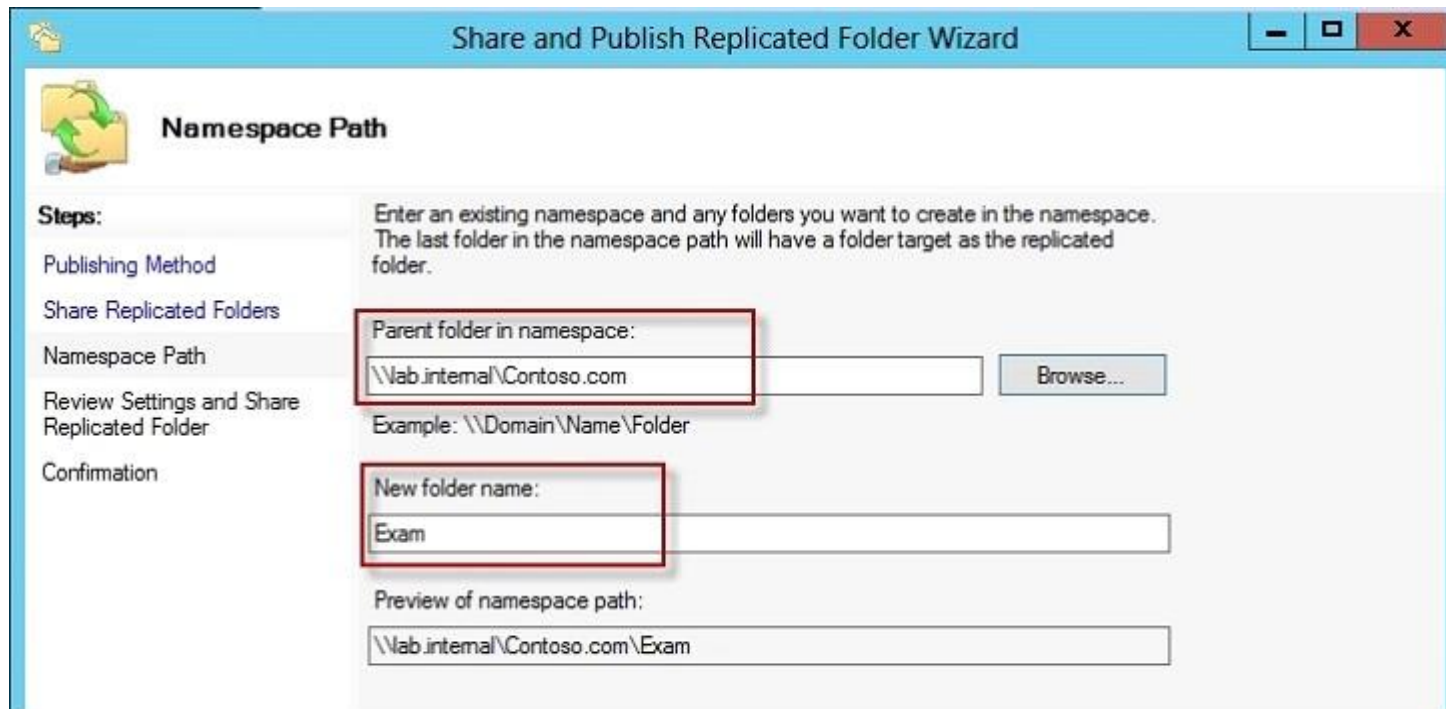
Do not attempt to create a domain-based namespace using the Windows Server 2008 mode unless the forest functional level is Windows Server 2003 or higher. Doing so can result in a namespace for which you cannot delete DFS folders, yielding the following error message: "The folder cannot be deleted. Cannot complete this function. "

To share a replicated folder and publish it to a DFS namespace

1. Click Start, point to Administrative Tools, and then click DFS Management.
2. In the console tree, under the Replication node, click the replication group that contains the replicated folder you want to share.
3. In the details pane, on the Replicated Folders tab, right-click the replicated folder that you want to share, and then click Share and Publish in Namespace.
4. In the Share and Publish Replicated Folder Wizard, click Share and publish the replicated folder in a namespace, and then follow the steps in the wizard.



"You need to ensure that users connect to the replicated folder in their respective office when they connect to \\contoso.com\Share1"



The image shows a screenshot of the 'Share and Publish Replicated Folder Wizard' window, specifically the 'Namespace Path' step. The window has a blue title bar with the text 'Share and Publish Replicated Folder Wizard' and standard window controls. On the left, a sidebar lists the steps: 'Publishing Method', 'Share Replicated Folders', 'Namespace Path' (which is highlighted), 'Review Settings and Share Replicated Folder', and 'Confirmation'. The main area contains instructions: 'Enter an existing namespace and any folders you want to create in the namespace. The last folder in the namespace path will have a folder target as the replicated folder.' Below this, there are two input fields with red rectangular highlights. The first is labeled 'Parent folder in namespace:' and contains the text '\\lab.internal\Contoso.com', with a 'Browse...' button to its right. Below this is an example: 'Example: \\Domain\Name\Folder'. The second input field is labeled 'New folder name:' and contains the text 'Exam'. At the bottom, there is a 'Preview of namespace path:' section with a text box containing '\\lab.internal\Contoso.com\Exam'.

Share and Publish Replicated Folder Wizard

Namespace Path

Steps:

- Publishing Method
- Share Replicated Folders
- Namespace Path**
- Review Settings and Share Replicated Folder
- Confirmation

Enter an existing namespace and any folders you want to create in the namespace. The last folder in the namespace path will have a folder target as the replicated folder.

Parent folder in namespace:

\\lab.internal\Contoso.com

Browse...

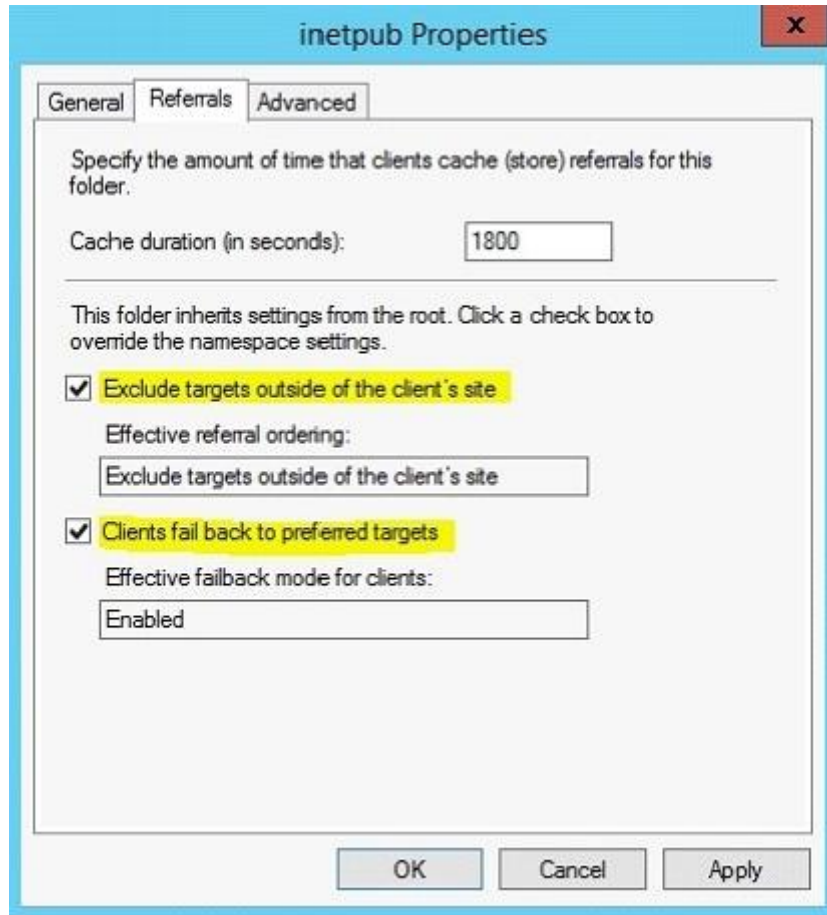
Example: \\Domain\Name\Folder

New folder name:

Exam

Preview of namespace path:

\\lab.internal\Contoso.com\Exam



<http://technet.microsoft.com/en-us/library/cc731531.aspx>
<http://technet.microsoft.com/en-us/library/cc772778%28v=ws.10%29.aspx>
<http://technet.microsoft.com/en-us/library/cc732414.aspx>
<http://technet.microsoft.com/en-us/library/cc772379.aspx>
<http://technet.microsoft.com/en-us/library/cc732863%28v=ws.10%29.aspx>
<http://technet.microsoft.com/en-us/library/cc725830.aspx>
<http://technet.microsoft.com/en-us/library/cc771978.aspx>

QUESTION 22

You have a server named Server1 that runs Windows Server 2012 R2. Server1 has the File Server Resource Manager role service installed.

Server1 has a folder named Folder1 that is used by the sales department.

You need to ensure that an email notification is sent to the sales manager when a File Screening Audit report is generated.

What should you configure on Server1?

- A. a file group
- B. a file screen
- C. a file screen exception
- D. a storage report task

Correct Answer: D

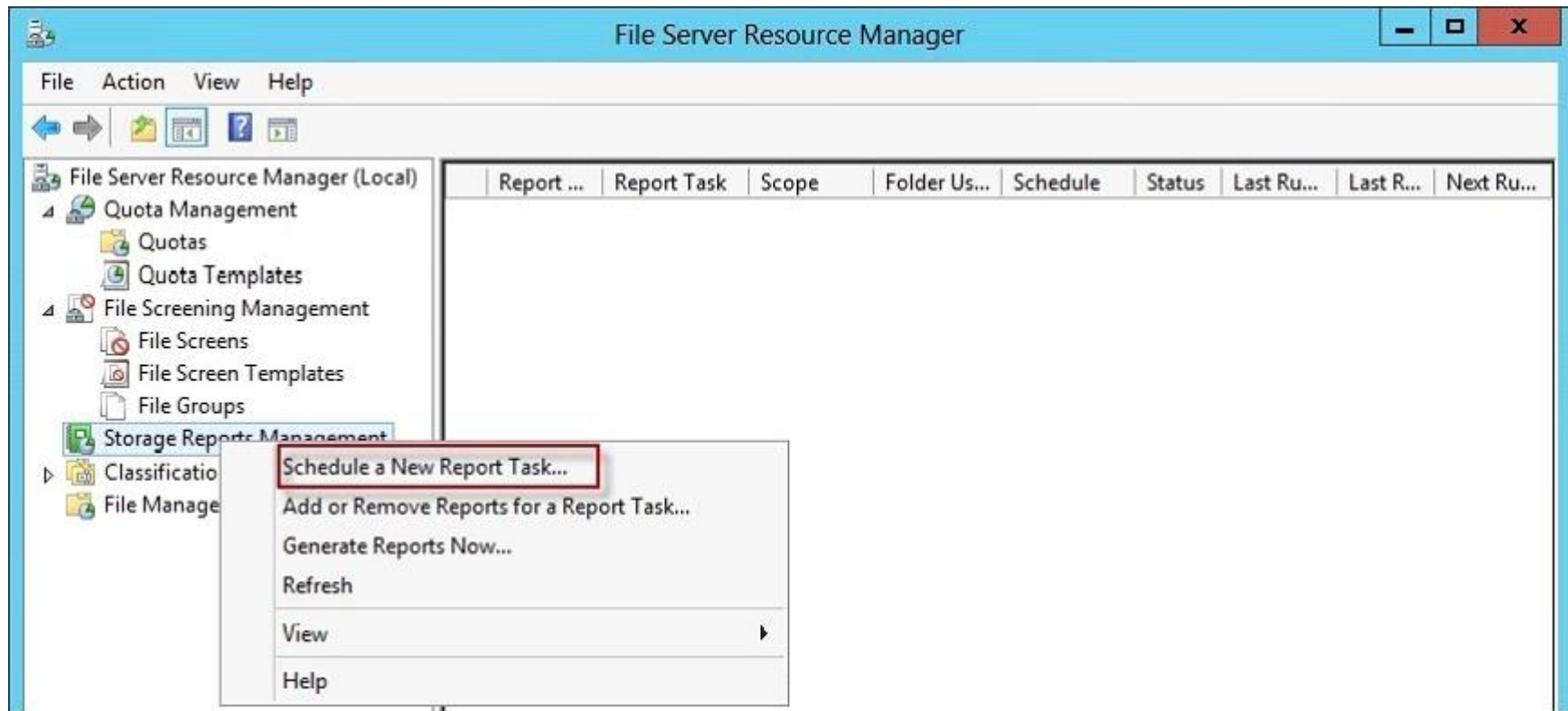
Section: (none)

Explanation

Explanation/Reference:

Explanation:

From the Storage Reports Management node, you can generate reports that will help you understand file use on the storage server. You can use the storage reports to monitor disk usage patterns (by file type or user), identify duplicate files and dormant files, track quota usage, and audit file screening.



Before you run a File Screen Audit report, in the File Server Resource Manager Options dialog box, on the File Screen Audit tab, verify that the Record file screening activity in the auditing database check box is selected.

<http://technet.microsoft.com/en-us/library/cc755988.aspx>

<http://technet.microsoft.com/en-us/library/cc730822.aspx>

<http://technet.microsoft.com/en-us/library/cc770594.aspx>

<http://technet.microsoft.com/en-us/library/cc771212.aspx>

<http://technet.microsoft.com/en-us/library/cc732074.aspx>

QUESTION 23

Your network contains an Active Directory domain named adatum.com. The domain contains 10 domain controllers that run Windows Server 2012 R2.

You plan to create a new Active Directory-integrated zone named contoso.com.

You need to ensure that the new zone will be replicated to only four of the domain controllers.

What should you do first?

- A. Create an application directory partition.
- B. Create an Active Directory connection object.
- C. Create an Active Directory site link.
- D. Change the zone replication scope.

Correct Answer: A

Section: (none)

Explanation

Explanation/Reference:

Explanation:

Application directory partitions

An application directory partition is a directory partition that is replicated only to specific domain controllers. A domain controller that participates in the replication of a particular application directory partition hosts a replica of that partition. Only domain controllers running Windows Server 2003 can host a replica of an application directory partition.

QUESTION 24

Your network contains an Active Directory domain named contoso.com. The domain contains a server named Server1 that has the Remote Access server role installed.

DirectAccess is implemented on Server1 by using the default configuration.

You discover that DirectAccess clients do not use DirectAccess when accessing websites on the Internet.

You need to ensure that DirectAccess clients access all Internet websites by using their DirectAccess connection.

What should you do?

- A. Configure a DNS suffix search list on the DirectAccess clients.
- B. Configure DirectAccess to enable force tunneling.
- C. Disable the DirectAccess Passive Mode policy setting in the DirectAccess Client Settings Group Policy object (GPO).
- D. Enable the Route all traffic through the internal network policy setting in the DirectAccess Server Settings Group Policy object (GPO).

Correct Answer: B

Section: (none)

Explanation

Explanation/Reference:

Explanation:

With IPv6 and the Name Resolution Policy Table (NRPT), by default, DirectAccess clients separate their intranet and Internet traffic as follows:

DNS name queries for intranet fully qualified domain names (FQDNs) and all intranet traffic is exchanged over the tunnels that are created with the DirectAccess server or directly with intranet servers. Intranet traffic from DirectAccess clients is IPv6 traffic.

DNS name queries for FQDNs that correspond to exemption rules or do not match the intranet namespace, and all traffic to Internet servers, is exchanged over the physical interface that is connected to the Internet. Internet traffic from DirectAccess clients is typically IPv4 traffic.

In contrast, by default, some remote access virtual private network (VPN) implementations, including the VPN client, send all intranet and Internet traffic over the remote access VPN connection. Internet-bound traffic is routed by the VPN server to intranet IPv4 web proxy servers for access to IPv4 Internet resources. It is possible to separate the intranet and Internet traffic for remote access VPN clients by using split tunneling. This involves configuring the Internet Protocol (IP) routing table on VPN clients so that traffic to intranet locations is sent over the VPN connection, and traffic to all other locations is sent by using the physical interface that is connected to the Internet. You can configure DirectAccess clients to send all of their traffic through the tunnels to the DirectAccess server with force tunneling. When force tunneling is configured, DirectAccess clients detect that they are on the Internet, and they remove their IPv4 default route. With the exception of local subnet traffic, all traffic sent by the DirectAccess client is IPv6 traffic that goes through tunnels to the DirectAccess server.

QUESTION 25

Your network contains a single Active Directory domain named contoso.com. The domain contains a domain controller named DC1 that hosts the primary DNS zone for contoso.com.

All servers dynamically register their host names.

You install three new Web servers that host identical copies of your company's intranet website. The servers are configured as shown in the following table.

Server name	IP address
WEB1.contoso.com	10.0.0.20
WEB2.contoso.com	10.0.0.21
WEB3.contoso.com	10.0.0.22

You need to use DNS records to load balance name resolution queries for intranet.contoso.com between the three Web servers.

What is the minimum number of DNS records that you should create manually?

- A. 1
- B. 3
- C. 4
- D. 6

Correct Answer: B

Section: (none)

Explanation

Explanation/Reference:

Explanation:

To create DNS Host (A) Records for all internal pool servers

1. Click Start, click All Programs, click Administrative Tools, and then click DNS.
2. In DNS Manager, click the DNS Server that manages your records to expand it.
3. Click Forward Lookup Zones to expand it.
4. Right-click the DNS domain that you need to add records to, and then click New Host (A or AAAA).
5. In the Name box, type the name of the host record (the domain name will be automatically appended).
6. In the IP Address box, type the IP address of the individual Front End Server and then select Create associated pointer (PTR) record or Allow any authenticated user to update.

DNS records with the same owner name, if applicable.

7. Continue creating records for all member Front End Servers that will participate in DNS Load Balancing.

For example, if you had a pool named pool1.contoso.com and three Front End Servers, you would create the following DNS entries:

FQDN	Type	Data
Pool1.contoso.com	Host (A)	192.168.1.1
Pool1.contoso.com	Host (A)	192.168.1.2
Pool1.contoso.com	Host (A)	192.168.1.3

<http://technet.microsoft.com/en-us/library/cc772506.aspx>

<http://technet.microsoft.com/en-us/library/gg398251.aspx>

QUESTION 26

Your network contains an Active Directory domain named contoso.com. The domain contains a domain controller named DC1 that runs Windows Server 2012 R2.

You mount an Active Directory snapshot on DC1.

You need to expose the snapshot as an LDAP server.

Which tool should you use?

- A. Ldp
- B. ADSI Edit

- C. Dsomain
- D. Ntdsutil

Correct Answer: C

Section: (none)

Explanation

Explanation/Reference:

Explanation:

dsomain /dbpath E:\\$SNAP_200704181137_VOLUMED\$\WINDOWS\NTDS\ntds. dit /ldapport51389

```

Administrator: Command Prompt - dsamain -dbpath c:\$SNAP_201212101208_...
C:\Windows\system32>ntdsutil
ntdsutil: act inst ntds
Active instance set to "ntds".
ntdsutil: snap
snapshot: create
Creating snapshot...
Snapshot set {062d937f-9cdd-4286-8938-9c29ce83c8a6} generated successfully.
snapshot: list all
1: 2012/12/10:11:21 {283eb2bf-0d60-46b2-8aec-3b33c5f02204}
2: {b23a00fc-ad43-469c-bf74-1973a0eca377}
3: 2012/12/10:11:27 {fe77651e-0bc4-4040-8d7d-1a0d19910188}
4: C: {c239243b-f97b-4dc0-b7cc-80172da16b65}
5: 2012/12/10:11:45 {33fa9e1e-664b-463b-9ef9-8b87301ca0d3}
6: C: {9e52495c-99d1-4dfe-881a-1829a7029097}
7: 2012/12/10:12:08 {062d937f-9cdd-4286-8938-9c29ce83c8a6}
8: C: {d41683c7-ae91-48fc-a639-1e9b82138bf4}

snapshot: mount {062d937f-9cdd-4286-8938-9c29ce83c8a6}
Snapshot {d41683c7-ae91-48fc-a639-1e9b82138bf4} mounted as C:\$SNAP_201212101208_
_VOLUMEEC$\
snapshot: quit
ntdsutil: quit

C:\Windows\system32>dsamain -dbpath c:\$SNAP_201212101208_VOLUMEEC$\windows\ntds\
ntds.dit -ldapport 5000
EVENTLOG (Informational): NTDS General / Internal Configuration : 2168
The DC is running on a supported hypervisor. VM Generation ID is detected.

Current value of VM Generation ID: 6680128214492828164

EVENTLOG (Informational): NTDS General / Internal Configuration : 2172
Read the msDS-GenerationId attribute of the Domain Controller's computer object.

msDS-GenerationId attribute value:
6680128214492828164

EVENTLOG (Informational): NTDS General / Service Control : 1000
Microsoft Active Directory Domain Services startup complete, version 6.2.9200.16
384

```

[http://technet.microsoft.com/en-us/library/cc753609\(v=ws.10\).aspx](http://technet.microsoft.com/en-us/library/cc753609(v=ws.10).aspx)

QUESTION 27

Your network contains an Active Directory domain named contoso.com. Domain controllers run either Windows Server 2008, Windows Server 2008 R2,

or Windows Server 2012 R2.

You have a Password Settings object (PSOs) named PSO1.

You need to view the settings of PSO1.

Which tool should you use?

- A. Get-ADDefaultDomainPasswordPolicy
- B. Active Directory Administrative Center
- C. Local Security Policy
- D. Get-ADAccountResultantPasswordReplicationPolicy

Correct Answer: B

Section: (none)

Explanation

Explanation/Reference:

Explanation:

In Windows Server 2012, fine-grained password policy management is made much easier than Windows Server 2008/2008 R2. Windows Administrators not have to use ADSI Edit and configure complicated settings to create the Password Settings Object (PSO) in the Password Settings Container. Instead we can configure fine-grained password policy directly in Active Directory Administrative Center (ADAC).

QUESTION 28

Your network contains an Active Directory domain named contoso.com. All domain controllers run Windows Server 2012 R2.

Administrators use client computers that run Windows 8 to perform all management tasks.

A central store is configured on a domain controller named DC1.

You have a custom administrative template file named App1.admx. App1.admx contains application settings for an application named Appl.

From a client computer named Computer1, you create a new Group Policy object (GPO) named GPO1.

You discover that the application settings for App1 fail to appear in GPO1.

You need to ensure that the App1 settings appear in all of the new GPOs that you create.

What should you do?

- A. From the Default Domain Controllers Policy, add App1.admx to the Administrative Templates.
- B. Copy App1.admx to \\Contoso.com\SYSVOL\Contoso.com\Policies\PolicyDefinitions\.

- C. From the Default Domain Policy, add App1.admx to the Administrative Templates.
- D. Copy App1.admx to \\Contoso.com\SYSVOL\Contoso.com\StarterGPOs.

Correct Answer: B

Section: (none)

Explanation

Explanation/Reference:

Explanation:

To take advantage of the benefits of .admx files, you must create a Central Store in the SYSVOL folder on a domain controller. The Central Store is a file location that is checked by the Group Policy tools. The Group Policy tools use any .admx files that are in the Central Store. The files that are in the Central Store are later replicated to all domain controllers in the domain.

QUESTION 29

You have a server named Server1 that runs Windows Server 2012 R2. Server1 has the Windows Server Update Services server role installed.

Server1 stores update files locally in C:\Updates.

You need to change the location in which the update files are stored to D:\Updates.

What should you do?

- A. From the Update Services console, run the Windows Server Update Services Configuration Wizard.
- B. From a command prompt, run wsusutil.exe and specify the movecontent parameter.
- C. From the Update Services console, configure the Update Files and Languages option.
- D. From a command prompt, run wsusutil.exe and specify the export parameter.

Correct Answer: B

Section: (none)

Explanation

Explanation/Reference:

Explanation:

You might need to change the location where WSUS stores updates locally. This might be required if the disk becomes full and there is no longer any room for new updates. You might also have to do this if the disk where updates are stored fails and the replacement disk uses a new drive letter.

You accomplish this move with the movecontent command of WSUSutil.exe, a command-line tool that is copied to the file system of the WSUS server during WSUS Setup. By default, Setup copies WSUSutil.exe to the following location:

WSUSInstallationDrive:\Program Files\Microsoft Windows Server Update Services\Tools\

QUESTION 30

You have a server named Server1 that runs Windows Server 2012 R2.

You create a custom Data Collector Set (DCS) named DCS1.

You need to configure Server1 to start DCS1 automatically when the network usage exceeds 70 percent.

Which type of data collector should you create?

- A. A performance counter alert
- B. A configuration data collector
- C. A performance counter data collector
- D. An event trace data collector

Correct Answer: A

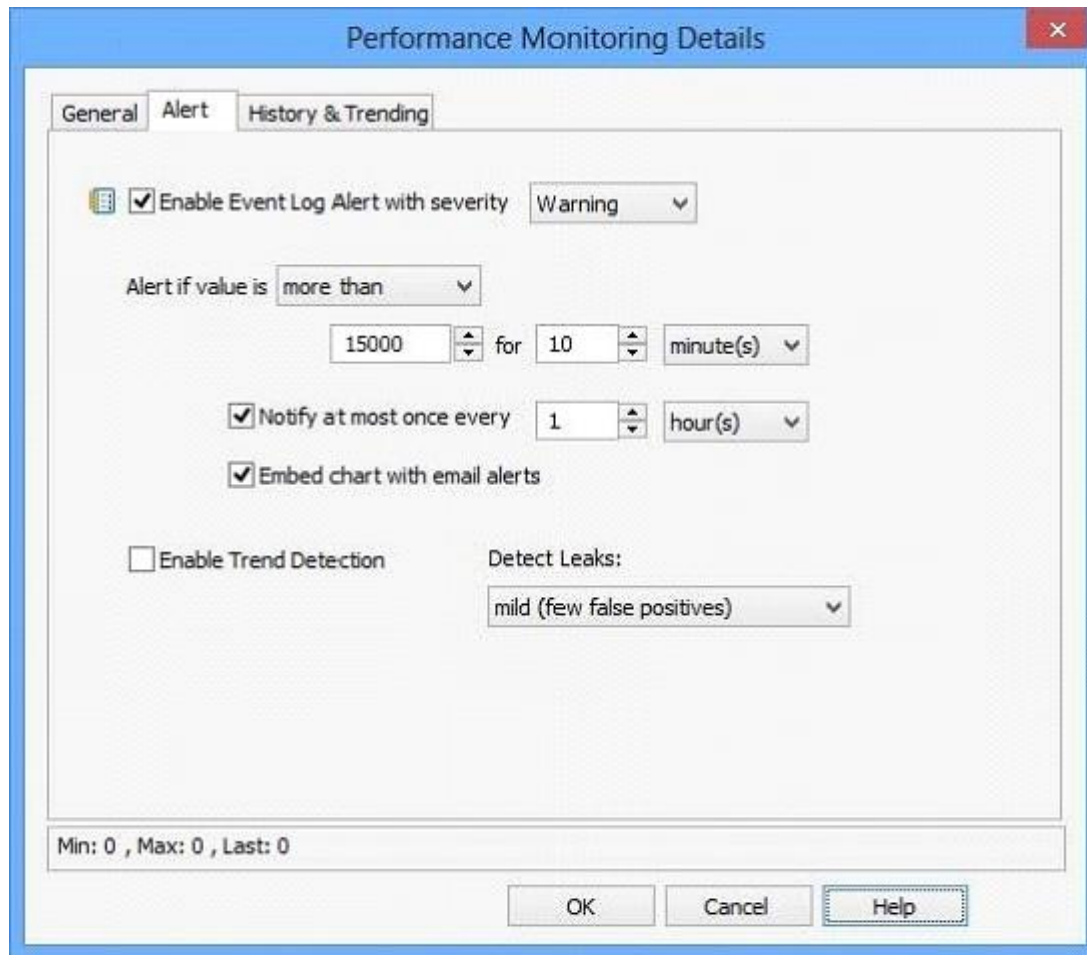
Section: (none)

Explanation

Explanation/Reference:

Explanation:

Performance alerts notify you when a specified performance counter exceeds your configured threshold by logging an event to the event log. But rather than notifying you immediately when the counter exceeds the threshold, you can configure a time period over which the counter needs to exceed the threshold, to avoid unnecessary alerts.

**QUESTION 31**

Your network contains an Active Directory domain named contoso.com. The domain contains a RADIUS server named Server1 that runs Windows Server 2012 R2.

You add a VPN server named Server2 to the network.

On Server1, you create several network policies.

You need to configure Server1 to accept authentication requests from Server2.

Which tool should you use on Server1?

- A. Server Manager
- B. Routing and Remote Access
- C. New-NpsRadiusClient
- D. Connection Manager Administration Kit (CMAC)

Correct Answer: C

Section: (none)

Explanation

Explanation/Reference:

Explanation:

New-NpsRadiusClient -Name "NameOfMyClientGroup" -Address "10.1.0.0/16" -AuthAttributeRequired 0 -NapCompatible 0 -SharedSecret "SuperSharedSecretxyz" -VendorName "RADIUS Standard"

```
PS C:\Users\Administrator> New-NpsRadiusClient -Name "FromServer2" -Address "10.1.0.0/16" -AuthAttributeRequired 0 -NapCompatible 0 -SharedSecret "123" -VendorName "RADIUS Standard"

Name                : FromServer2
Address              : 10.1.0.0/16
AuthAttributeRequired : False
NapCompatible        : False
SharedSecret         : 123
VendorName           : RADIUS Standard
Enabled              : True
```

New RADIUS Client

Settings Advanced

☒ Enable this RADIUS client

☐ Select an existing template:

Name and Address

Friendly name:
FromServer2

Address (IP or DNS):
10.1.0.0/16 Verify...

Shared Secret

Select an existing Shared Secrets template :
None

To manually type a shared secret, click Manual. To automatically generate a shared secret, click Generate. You must configure the RADIUS client with the same shared secret entered here. Shared secrets are case-sensitive.

☒ Manual ☐ Generate

Shared secret:
...

Confirm shared secret:
...

OK Cancel

[http://technet.microsoft.com/en-us/library/hh918425\(v=wps.620\).aspx](http://technet.microsoft.com/en-us/library/hh918425(v=wps.620).aspx)
[http://technet.microsoft.com/en-us/library/jj872740\(v=wps.620\).aspx](http://technet.microsoft.com/en-us/library/jj872740(v=wps.620).aspx)

<http://technet.microsoft.com/en-us/library/dd469790.aspx>

QUESTION 32

Your network contains an Active Directory domain named contoso.com. The domain contains a server named Server1 that runs Windows Server 2012 R2. Server1 has the Network Policy Server server role installed. You need to allow connections that use 802.1x. What should you create?

- A. A network policy that uses Microsoft Protected EAP (PEAP) authentication
- B. A network policy that uses EAP-MSCHAP v2 authentication
- C. A connection request policy that uses EAP-MSCHAP v2 authentication
- D. A connection request policy that uses MS-CHAP v2 authentication

Correct Answer: C

Section: (none)

Explanation

Explanation/Reference:

Explanation:

802.1X uses EAP, EAP-TLS, EAP-MS-CHAP v2, and PEAP authentication methods:

EAP (Extensible Authentication Protocol) uses an arbitrary authentication method, such as certificates, smart cards, or credentials. EAP-TLS (EAP-Transport Layer Security) is an EAP type that is used in certificate-based security environments, and it provides the strongest authentication and key determination method.

EAP-MS-CHAP v2 (EAP-Microsoft Challenge Handshake Authentication Protocol version 2) is a mutual authentication method that supports password-based user or computer authentication.

PEAP (Protected EAP) is an authentication method that uses TLS to enhance the security of other EAP authentication protocols.

Connection request policies are sets of conditions and settings that allow network administrators to designate which Remote Authentication Dial-In User Service (RADIUS) servers perform the authentication and authorization of connection requests that the server running Network Policy Server (NPS) receives from RADIUS clients. Connection request policies can be configured to designate which RADIUS servers are used for RADIUS accounting. With connection request policies, you can use NPS as a RADIUS server or as a RADIUS proxy, based on factors such as the following:

The time of day and day of the week

The realm name in the connection request

The type of connection being requested

The IP address of the RADIUS client

QUESTION 33

Your network contains an Active Directory domain named contoso.com. The domain contains a server named Server1 that runs Windows Server 2012 R2. Server1 has the Network Policy Server role service installed.

You plan to configure Server1 as a Network Access Protection (NAP) health policy server for VPN enforcement by using the Configure NAP wizard.

You need to ensure that you can configure the VPN enforcement method on Server1 successfully.

What should you install on Server1 before you run the Configure NAP wizard?

- A. A system health validator (SHV)
- B. The Host Credential Authorization Protocol (HCAP)
- C. A computer certificate
- D. The Remote Access server role

Correct Answer: C

Section: (none)

Explanation

Explanation/Reference:

Explanation:

Configure NAP enforcement for VPN

This checklist provides the steps required to deploy computers with Routing and Remote Access Service installed and configured as VPN servers with Network Policy Server (NPS) and Network Access Protection (NAP).

Task	Reference
If you want to perform authorization by group, create a user group in Active Directory® Domain Services (AD DS) that contains the users who are allowed to access the network through VPN servers.	Create a Group for a Network Policy
Determine the authentication method you want to use.	RADIUS Server for Dial-Up or VPN Connections and Certificate Requirements for PEAP and EAP
Autoenroll a server certificate to NPS and VPN servers or, if you are using PEAP-MS-CHAP v2 and you do not want to deploy your own CA, purchase a server certificate.	Deploy a CA and NPS Server Certificate and Obtaining and Installing a VeriSign WLAN Server Certificate for PEAP-MS-CHAP v2 Wireless Authentication (http://go.microsoft.com/fwlink/?LinkId=33675)
If you are using EAP-TLS or PEAP-TLS without smart cards, autoenroll user certificates, computer certificates, or both user and computer certificates, to domain member client computers.	Deploy Client Computer Certificates and Deploy User Certificates
In NPS, configure VPN servers as RADIUS clients and on the VPN server, configure the NPS server as the primary RADIUS server.	Add a New RADIUS Client; RADIUS Clients; and Routing and Remote Access Service documentation in Windows Server® 2008
If you are using the Windows Security Health Validator (WSHV) in your NAP deployment, enable Security Center on NAP-capable clients using Group Policy.	Enable Security Center in Group Policy
In NPS, if your NAP deployment requires it, configure the WSHV.	Windows Security Health Validator

If you are using non-Microsoft products that are compatible with NAP, deploy non-Microsoft system health agents (SHAs) on client computers and their corresponding system health validators (SHVs) on the NPS server.	System Health Validators and product documentation
If you want to provide client computers with automatic updates using autoremediation, deploy and configure Remediation Server Groups in NPS.	Configure Remediation Server Groups and Remediation Server Groups
On the NPS server, configure health policies, connection request policies, and network policies that enforce NAP for VPN connections.	Create NAP Policies with a Wizard
On client computers, manually configure a VPN connection to the VPN server or install a Connection Manager profile that you created with Connection Manager Administration Kit (CMAK).	Routing and Remote Access Service, Network and Sharing Center, and Connection Manager Administration Kit (CMAK) documentation in Windows Server 2008
On NAP-capable client computers, enable the Network Access Protection service and change the startup type to automatic.	Enable the Network Access Protection Service on Clients
On NAP-capable client computers, enable the Remote Access and EAP enforcement clients.	Enable and Disable NAP Enforcement Clients

QUESTION 34

Your network contains a single Active Directory domain named contoso.com. The domain contains a member server named Server1 that runs Windows Server 2012 R2.

Server1 has the Windows Server updates Services server role installed and is configured to download updates from the Microsoft Update servers.

You need to ensure that Server1 downloads express installation files from the Microsoft Update servers.

What should you do from the Update Services console?

- A. From the Update Files and Languages options, configure the Update Files settings.
- B. From the Automatic Approvals options, configure the Update Rules settings.
- C. From the Products and Classifications options, configure the Products settings.
- D. From the Products and Classifications options, configure the Classifications settings.

Correct Answer: A

Section: (none)

Explanation

Explanation/Reference:

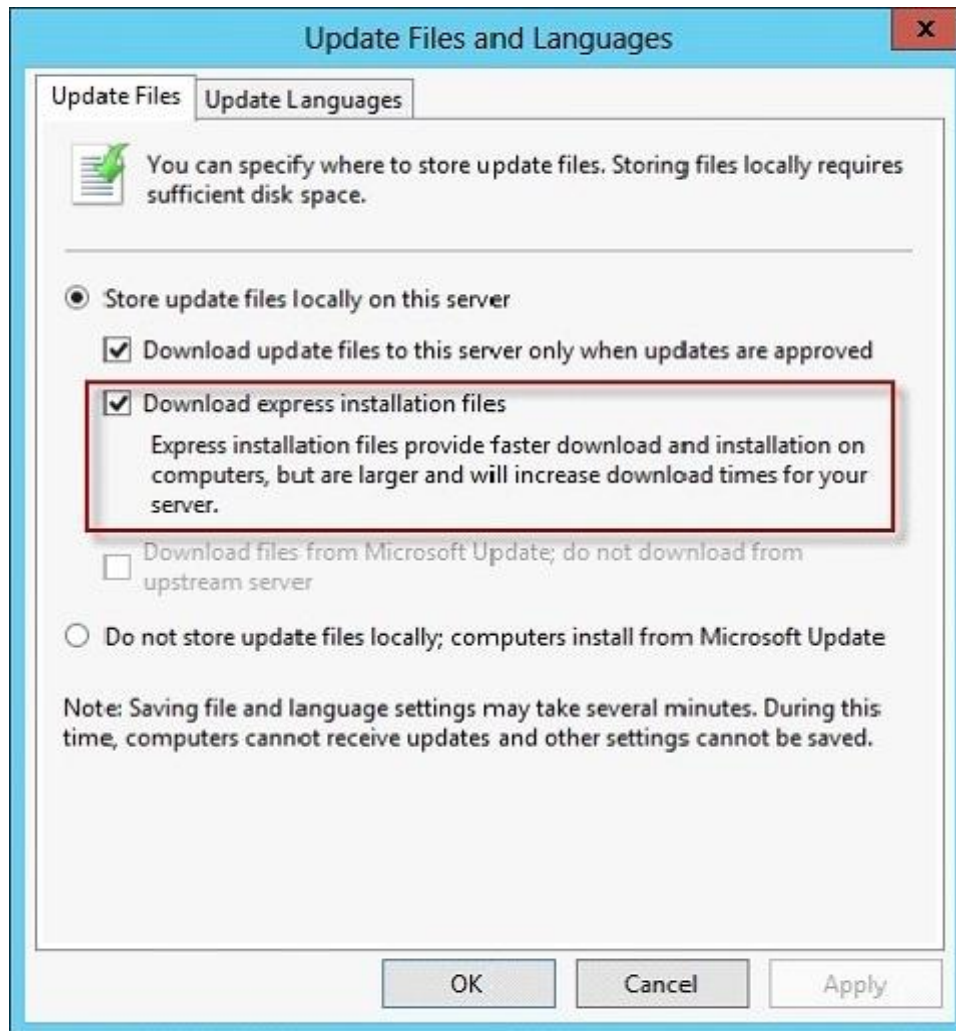
Explanation:

To specify whether express installation files are downloaded during synchronization

In the left pane of the WSUS Administration console, click Options.

In Update Files and Languages, click the Update Files tab.

If you want to download express installation files, select the Download express installation files check box. If you do not want to download express installation files, clear the check box.



<http://technet.microsoft.com/en-us/library/cc708431.aspx>
<http://technet.microsoft.com/en-us/library/cc708431.aspx>

QUESTION 35

You have a server named Server1 that runs Windows Server 2012 R2. Server1 has the Remote Access server role installed.

On Server1, you create a network policy named Policy1.

You need to configure Policy1 to ensure that users are added to a VLAN.

Which attributes should you add to Policy1?

- A. Tunnel-Tag, Tunnel-Password, Tunnel-Medium-Type, and Tunnel-Preference
- B. Tunnel-Tag, Tunnel-Server-Auth-ID, Tunnel-Preference, and Tunnel-Pvt-Group-ID
- C. Tunnel-Type, Tunnel-Tag, Tunnel-Medium-Type, and Tunnel-Pvt-Group-ID
- D. Tunnel-Type, Tunnel-Password, Tunnel-Server-Auth-ID, and Tunnel-Pvt-Group-ID

Correct Answer: C

Section: (none)

Explanation

Explanation/Reference:

Explanation:

VLAN attributes used in network policy

When you use network hardware, such as routers, switches, and access controllers that support virtual local area networks (VLANs), you can configure Network Policy Server (NPS) network policy to instruct the access servers to place members of Active Directory groups on VLANs.

Before configuring network policy in NPS for VLANs, create groups of users in Active Directory Domain Services (AD DS) that you want to assign to specific VLANs. Then when you run the New Network Policy wizard, add the Active Directory group as a condition of the network policy.

You can create a separate network policy for each group that you want to assign to a VLAN. For more information, see [Create a Group for a Network Policy](#). When you configure network policy for use with VLANs, you must configure the RADIUS standard attributes Tunnel-Medium-Type, Tunnel-Pvt-Group-ID, and Tunnel-Type. Some hardware vendors also require the use of the RADIUS standard attribute Tunnel-Tag. To configure these attributes in a network policy, use the New Network Policy wizard to create a network policy. You can add the attributes to the network policy settings while running the wizard or after you have successfully created a policy with the wizard.

Tunnel-Medium-Type. Select a value appropriate to the previous selections you made while running the New Network Policy wizard. For example, if the network policy you are configuring is a wireless policy, in Attribute Value, select 802 (Includes all 802 media plus Ethernet canonical format).

Tunnel-Pvt-Group-ID. Enter the integer that represents the VLAN number to which group members will be assigned. For example, if you want to create a Sales VLAN for your sales team by assigning team members to VLAN 4, type the number 4.

Tunnel-Type. Select the value Virtual LANs (VLAN).

Tunnel-Tag. Some hardware devices do not require this attribute. If your hardware device requires this attribute, obtain this value from your hardware documentation.

QUESTION 36

Your network contains an Active Directory domain named contoso.com. The domain contains a server named Server1 that runs Windows Server 2012 R2 and has the Network Policy Server role service installed. You need to enable trace logging for Network Policy Server (NPS) on Server1. Which tool should you use?

- A. The tracert.exe command
- B. The Network Policy Server console
- C. The Server Manager console
- D. The netsh.exe command

Correct Answer: D

Section: (none)

Explanation

Explanation/Reference:

Explanation:

NPS trace logging files

You can use log files on servers running Network Policy Server (NPS) and NAP client computers to help troubleshoot NAP problems. Log files can provide the detailed information required for troubleshooting complex problems.

You can capture detailed information in log files on servers running NPS by enabling remote access tracing. The Remote Access service does not need to be installed or running to use remote access tracing. When you enable tracing on a server running NPS, several log files are created in %windir%\tracing.

The following log files contain helpful information about NAP:

IASNAP. LOG: Contains detailed information about NAP processes, NPS authentication, and NPS authorization.

IASAM. LOG: Contains detailed information about user authentication and authorization.

Membership in the local Administrators group, or equivalent, is the minimum required to enable tracing. Review details about using the appropriate accounts and group memberships at Local and Domain Default Groups (<http://go.microsoft.com/fwlink/?LinkId=83477>).

To create tracing log files on a server running NPS

Open a command line as an administrator.

Type netshras set tr * en.

Reproduce the scenario that you are troubleshooting.

Type netshras set tr * dis.

Close the command prompt window.

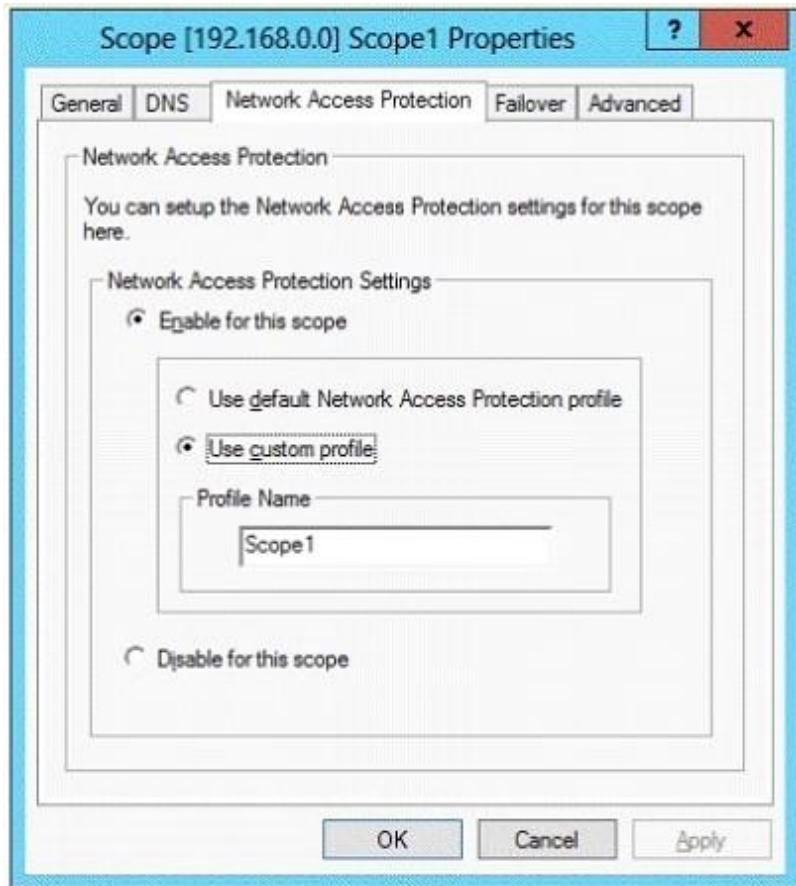
<http://technet.microsoft.com/en-us/library/dd348461%28v=ws.10%29.aspx>

QUESTION 37

Your network contains an Active Directory domain named contoso.com. The domain contains a server named Server1. Server1 has the DHCP Server server role and the Network Policy Server role service installed.

Server1 contains three non-overlapping scopes named Scope1, Scope2, and Scope3. Server1 currently provides the same Network Access Protection (NAP) settings to the three scopes.

You modify the settings of Scope1 as shown in the exhibit. (Click the Exhibit button.)



You need to configure Server1 to provide unique NAP enforcement settings to the NAP non-compliant DHCP clients from Scope1.

What should you create?

- A. A connection request policy that has the Service Type condition
- B. A connection request policy that has the Identity Type condition
- C. A network policy that has the Identity Type condition
- D. A network policy that has the MS-Service Class condition

Correct Answer: D

Section: (none)

Explanation

Explanation/Reference:

Explanation:

MS-Service Class

Restricts the policy to clients that have received an IP address from a DHCP scope that

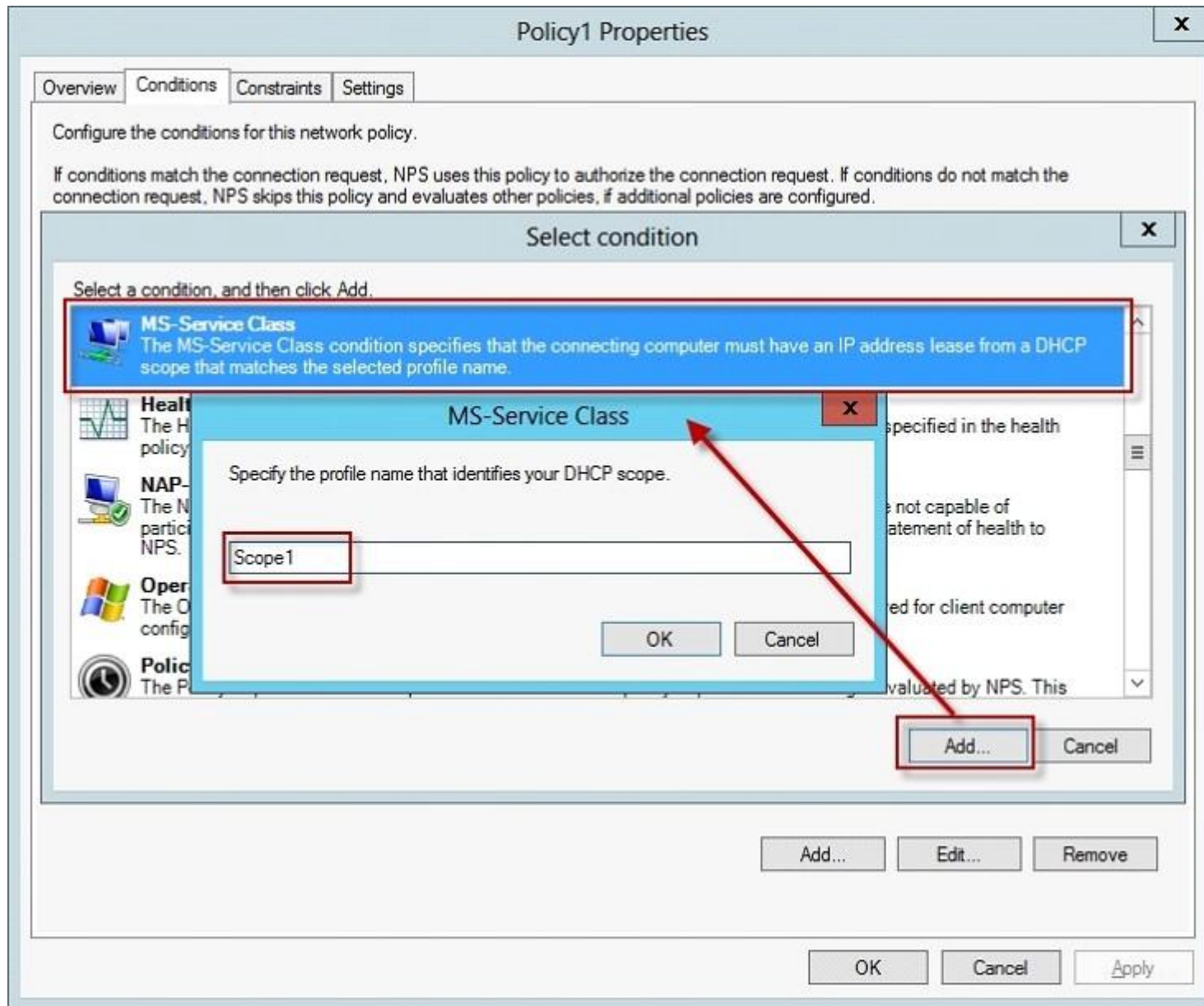
matches the specified DHCP profile name. This condition is used only when you are deploying NAP with the DHCP enforcement method. To use the MS-Service Class attribute, in Specify the profile name that identifies your DHCP scope, type the name of an existing DHCP profile.

Open the NPS console, double-click Policies, click Network Policies, and then double-click the policy you want to configure.

In policy Properties, click the Conditions tab, and then click Add. In Select condition, scroll to the Network Access Protection group of conditions. If you want to configure the Identity Type condition, click Identity Type, and then click Add. In Specify the method in which clients are identified in this policy, select the items appropriate for your deployment, and then click OK.

The Identity Type condition is used for the DHCP and Internet Protocol security (IPsec) enforcement methods to allow client health checks when NPS does not receive an Access- Request message that contains a value for the User-Name attribute; in this case, client health checks are performed, but authentication and authorization are not performed.

If you want to configure the MS-Service Class condition, click MS-Service Class, and then click Add. In Specify the profile name that identifies your DHCP scope, type the name of an existing DHCP profile, and then click Add.



The MS-Service Class condition restricts the policy to clients that have received an IP address from a DHCP scope that matches the specified DHCP

profile name. This condition is used only when you are deploying NAP with the DHCP enforcement method.

[http://technet.microsoft.com/en-us/library/cc731560\(v=ws.10\).aspx](http://technet.microsoft.com/en-us/library/cc731560(v=ws.10).aspx)

[http://technet.microsoft.com/en-us/library/cc731220\(v=ws.10\).aspx](http://technet.microsoft.com/en-us/library/cc731220(v=ws.10).aspx)

QUESTION 38

Your network contains a Network Policy Server (NPS) server named Server1. The network contains a server named SQL1 that has Microsoft SQL Server 2008 R2 installed. All servers run Windows Server 2012 R2.

You configure NPS on Server1 to log accounting data to a database on SQL1.

You need to ensure that the accounting data is captured if SQL1 fails. The solution must minimize cost.

What should you do?

- A. Implement Failover Clustering.
- B. Implement database mirroring.
- C. Run the Accounting Configuration Wizard.
- D. Modify the SQL Server Logging properties.

Correct Answer: C

Section: (none)

Explanation

Explanation/Reference:

Explanation:

In Windows Server 2008 R2, an accounting configuration wizard is added to the Accounting node in the NPS console. By using the Accounting Configuration wizard, you can configure the following four accounting settings:

SQL logging only. By using this setting, you can configure a data link to a SQL Server that allows NPS to connect to and send accounting data to the SQL server. In addition, the wizard can configure the database on the SQL Server to ensure that the database is compatible with NPS SQL server logging. Text logging only. By using this setting, you can configure NPS to log accounting data to a text file.

Parallel logging. By using this setting, you can configure the SQL Server data link and database. You can also configure text file logging so that NPS logs simultaneously to the text file and the SQL Server database. SQL logging with backup. By using this setting, you can configure the SQL Server data link and database. In addition, you can configure text file logging that NPS uses if SQL Server logging fails.

QUESTION 39

Your network has a router named Router1 that provides access to the Internet. You have a server named Server1 that runs Windows Server 2012 R2. Server1 to use Router1 as the default gateway.

A new router named Router2 is added to the network. Router2 provides access to the Internet. The IP address of the internal interface on Router2 is 10.1.14.254.

You need to configure Server1 to use Router2 to connect to the Internet if Router1 fails.

What should you do on Server1?

- A. Add a route for 10.1.14.0/24 that uses 10.1.14.254 as the gateway and set the metric to 1.
- B. Add 10.1.14.254 as a gateway and set the metric to 1.
- C. Add a route for 10.1.14.0/24 that uses 10.1.14.254 as the gateway and set the metric to 500.
- D. Add 10.1.14.254 as a gateway and set the metric to 500.

Correct Answer: D

Section: (none)

Explanation

Explanation/Reference:

Explanation:

The keyword's here are "internet access"

Metric 1 would give it a primary roll for routing trafic, which is NOT asked.

So this rules out A AND B.

Metric 500 gives it a secondary roll for routing trafic.

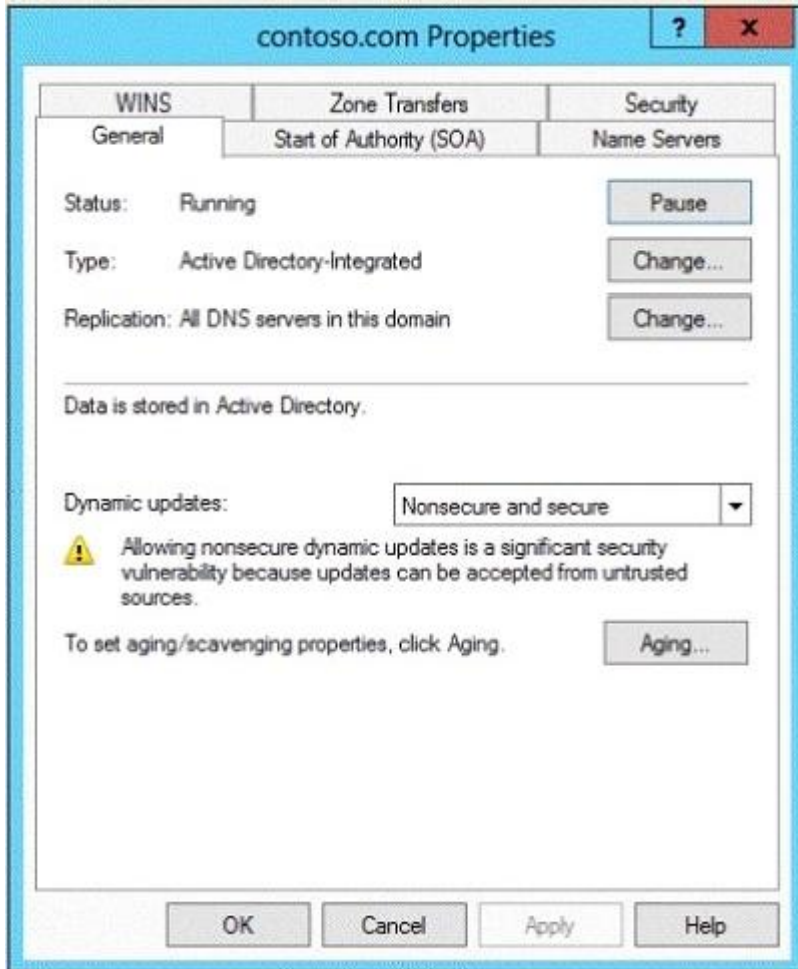
C is not the answer bcz: it only routes addresses 10.1.14.0/24 (which is a NONE routable/"life" range on the internet! (10...(A-Class), 127...(B-Class), 192...(C-Class)). The solution however should route ALL trafic comming in to the internet.

So the only logical answer is D.

<http://windows.microsoft.com/en-us/windows/configuring-multiple-network-gateways#1TC=windows-7>

QUESTION 40

Your network contains an Active Directory domain named contoso.com. The domain contains a domain controller named DC1. DC1 is a DNS server for contoso.com. The properties of the contoso.com zone are configured as shown in the exhibit. (Click the Exhibit button.)



The domain contains a server named Server1 that is part of a workgroup named Workgroup. Server1 is configured to use DC1 as a DNS server.

You need to ensure that Server1 dynamically registers a host (A) record in the contoso.com zone.

What should you configure?

- A. The workgroup name of Server1
- B. The Security settings of the contoso.com zone
- C. The Dynamic updates setting of the contoso.com zone

D. The primary DNS suffix of Server1

Correct Answer: D

Section: (none)

Explanation

Explanation/Reference:

Explanation:

When any computer or a standalone server is added to a domain as a member, the network identifies that computer with its Fully Qualified Domain Name or FQDN. A Fully Qualified Domain Name consist of a hostname and the DNS suffix separated by a "." called period. An example for this can be server01.msftdomain.com where "server01" is the hostname of the computer and "msftdomain.com" is the DNS suffix which follows the hostname. A complete FQDN of a client computer or a member server uniquely identifies that computer in the entire domain.

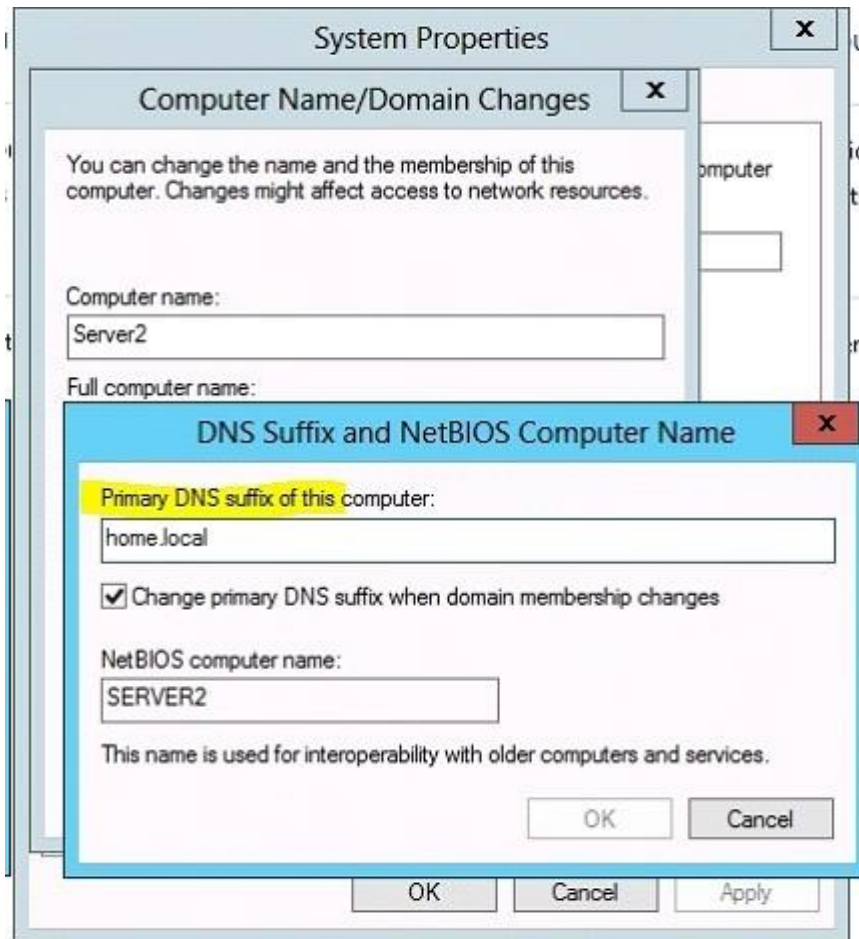
Primary DNS suffix must manually be added in Windows 8 computer to change its hostname to Fully Qualified Domain Name so that it becomes eligible to send queries and receive responses from the DNS server. Following are the steps which can be implemented to add primary DNS suffix to a

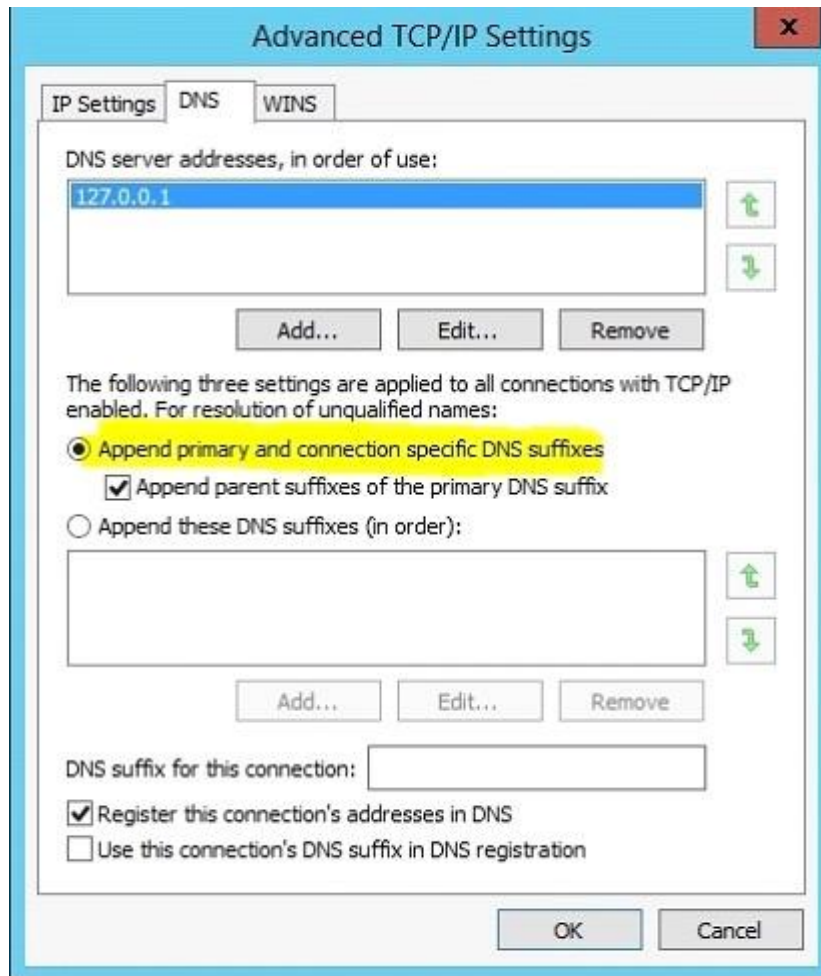
Windows 8 computer hostname:

Log on to Windows 8 computer with administrator account. From the options available on the screen click Control Panel. On the opened window click More Settings from the left pane. On the next window click System and Security category and on the appeared window click System.

On View basic information about your computer window click Change settings under Computer name, domain, and workgroup settings section. On System Properties box make sure that Computer Name tab is selected and click Change button.

On Computer Name/Domain Changes box click More button. On DNS Suffix and NetBIOS Computer Name box type in the DNS domain name as the DNS suffix to the Windows 8 computer under Primary DNS suffix of this computer field. Click Ok button on all the boxes and restart the computer to allow changes to take effect.





For years, Windows DNS has supported dynamic updates, whereas a DNS client host registers and dynamically updates the resource records with a DNS server. If a host's IP address changes, the resource record (particularly the A record) for the host is automatically updated, while the host utilizes the DHCP server to dynamically update its Pointer (PTR) resource record. Therefore, when a user or service needs to contact a client PC, it can look up the IP address of the host. With larger organizations, this becomes an essential feature, especially for clients that frequently move or change locations and use DHCP to automatically obtain an IP address. For dynamic DNS updates to succeed, the zone must be configured to accept dynamic updates:



<http://technet.microsoft.com/en-us/library/cc778792%28v=ws.10%29.aspx>
<http://technet.microsoft.com/en-us/library/cc778792%28v=ws.10%29.aspx>
<http://www.advicehow.com/adding-primary-dns-suffix-in-microsoft-windows-8/>
<http://technet.microsoft.com/en-us/library/cc959611.aspx>

QUESTION 41

Your network contains an Active Directory domain named contoso.com. All domain controllers run Windows Server 2012 R2. One of the domain controllers is named DC1.

The DNS zone for the contoso.com zone is Active Directory-integrated and has the default settings.

A server named Server1 is a DNS server that runs a UNIX-based operating system.

You plan to use Server1 as a secondary DNS server for the contoso.com zone.

You need to ensure that Server1 can host a secondary copy of the contoso.com zone.

What should you do?

- A. From DNS Manager, modify the Advanced settings of DC1.
- B. From DNS Manager, modify the Zone Transfers settings of the contoso.com zone.
- C. From Windows PowerShell, run the Set-DnsServerForwarder cmdlet and specify the contoso.com zone as a target.
- D. From DNS Manager, modify the Security settings of DC1.

Correct Answer: C

Section: (none)

Explanation

Explanation/Reference:

Explanation:

There are two ways that a secondary DNS server can be added. In both scenarios you will need to add the new server to the Forwarders list of the primary Domain Controller.

1. The Set-DnsServerForwarder cmdlet changes forwarder settings on a Domain Name System (DNS) server.
2. From the primary server, open DNS Manager, right click on the server name and select Properties. Click on the Forwarders tab and click the Edit button in the middle of the dialogue box.

QUESTION 42

Your network contains an Active Directory domain named contoso.com. The domain contains domain controllers that run Windows Server 2008, Windows Server 2008 R2 Windows Server 2012, and Windows Server 2012 R2.

A domain controller named DC1 runs Windows Server 2012 R2. DC1 is backed up daily.

During routine maintenance, you delete a group named Group1.

You need to recover Group1 and identify the names of the users who were members of Group1 prior to its deletion. You want to achieve this goal by using the minimum amount of administrative effort.

What should you do first?

- A. Perform an authoritative restore of Group1.
- B. Mount the most recent Active Directory backup.
- C. Use the Recycle Bin to restore Group1.
- D. Reactivate the tombstone of Group1.

Correct Answer: A

Section: (none)

Explanation

Explanation/Reference:

Explanation:

The Active Directory Recycle Bin does not have the ability to track simple changes to objects. If the object itself is not deleted, no element is moved to the Recycle Bin for possible recovery in the future. In other words, there is no rollback capacity for changes to object properties, or, in other words, to the values of these properties. There is another approach you should be aware of. Tombstone reanimation (which has nothing to do with zombies) provides the only way to recover deleted objects without taking a DC offline, and it's the only way to recover a deleted object's identity information, such as its objectGUID and objectSid attributes. It neatly solves the problem of recreating a deleted user or group and having to fix up all the old access control list (ACL) references, which contain the objectSid of the deleted object.

Restores domain controllers to a specific point in time, and marks objects in Active Directory as being authoritative with respect to their replication partners.

QUESTION 43

Your network contains an Active Directory domain named adatum.com. All domain controllers run Windows Server 2012 R2. The domain contains a virtual machine named DC2.

On DC2, you run Get-ADDCCloningExcludedApplicationList and receive the output shown in the following table.

Name	Type
App1	Service

You need to ensure that you can clone DC2.

Which two actions should you perform? (Each correct answer presents part of the solution. Choose two.)

- ☐ A. Create an empty file named DCCloneConfig.xml.
- ☐ B. Add the following information to the DCCloneConfigSchema.xsd file:

```
<AllowList>
  <Allow>
    <Name>Appl</Name>
    <Type>Service</Type>
  </Allow>
</AllowList>
```

- ☐ C. Create an empty file named CustomDCCloneAllowList.xml.
- ☐ D. Create a file named DCCloneConfig.xml that contains the following information:

```
<AllowList>
  <Allow>
    <Name>Appl</Name>
    <Type>Service</Type>
  </Allow>
</AllowList>
```

- ☐ E. Create a file named CustomDCCloneAllowList.xml that contains the following information:

```
<AllowList>
  <Allow>
    <Name>Appl</Name>
    <Type>Service</Type>
  </Allow>
</AllowList>
```

- A. Option A
- B. Option B
- C. Option C
- D. Option D
- E. Option E

Correct Answer: AE

Section: (none)

Explanation

Explanation/Reference:

Explanation:

Because domain controllers provide a distributed environment, you could not safely clone an Active Directory domain controller in the past.

Before, if you cloned any server, the server would end up with the same domain or forest, which is unsupported with the same domain or forest. You would then have to run sysprep, which would remove the unique security information before cloning and then promote a domain controller manually. When you clone a domain controller, you perform safe cloning, which a cloned domain controller automatically runs a subset of the sysprep process and promotes the server to a domain controller automatically.

The four primary steps to deploy a cloned virtualized domain controller are as follows:

Grant the source virtualized domain controller the permission to be cloned by adding the source virtualized domain controller to the Cloneable Domain Controllers group.

Run Get-ADDCCloningExcludedApplicationListcmdlet in Windows PowerShell to determine which services and applications on the domain controller are not compatible with the cloning.

Run New-ADDCCloneConfigFile to create the clone configuration file, which is stored in the C:\Windows\NTDS.

In Hyper-V, export and then import the virtual machine of the source domain controller.

Run Get-ADDCCloningExcludedApplicationListcmdlet In this procedure, run the Get- ADDCCloningExcludedApplicationListcmdlet on the source virtualized domain controller to identify any programs or services that are not evaluated for cloning. You need to run the Get-ADDCCloningExcludedApplicationListcmdlet before the New- ADDCCloneConfigFilecmdlet because if the New-ADDCCloneConfigFilecmdlet detects an excluded application, it will not create a DCCloneConfig.xml file. To identify applications or services that run on a source domain controller which have not been evaluated for cloning Get-ADDCCloningExcludedApplicationList
Get-ADDCCloningExcludedApplicationList -GenerateXml

The clone domain controller will be located in the same site as the source domain controller unless a different site is specified in the DCCloneConfig.xml file.

Note:

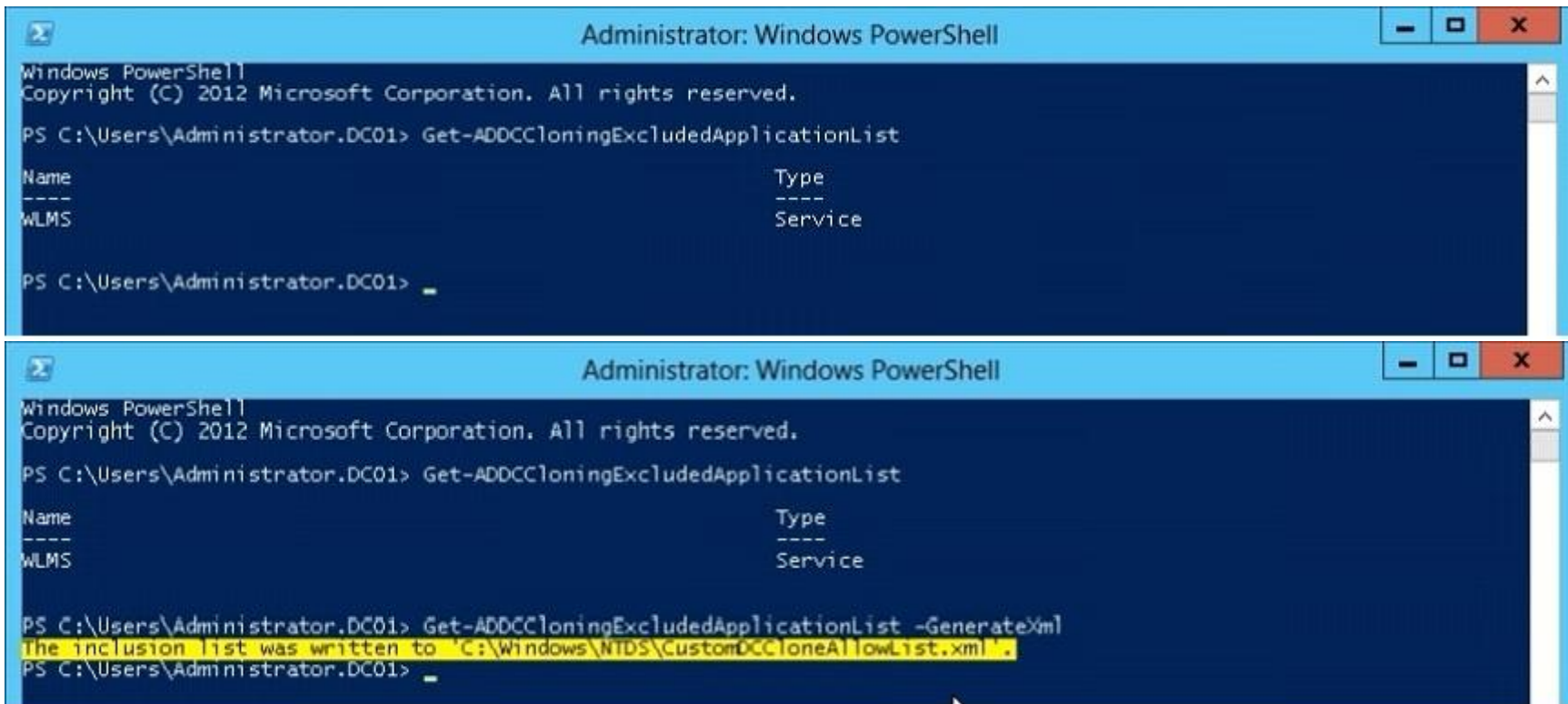
The Get-ADDCCloningExcludedApplicationListcmdlet searches the local domain controller for programs and services in the installed programs database, the services control manager that are not specified in the default and user defined inclusion list. The applications in the resulting list can be added to the user defined exclusion list if they are determined to support cloning. If the applications are not cloneable, they should be removed from the source domain controller before the clone media is created. Any application that appears in cmdlet output and is not included in the user defined inclusion list will force cloning to fail.

The Get-ADDCCloningExcludedApplicationListcmdlet needs to be run before the New- ADDCCloneConfigFilecmdlet is used because if the New-ADDCCloneConfigFilecmdlet detects an excluded application, it will not create a DCCloneConfig.xml file. DCCloneConfig.xml is an XML configuration file that contains all of the settings the cloned DC will take when it boots. This includes network settings, DNS, WINS, AD site name, new DC name and more. This file can be generated in a few different ways.

The New-ADDCCloneConfigcmdlet in PowerShell

By hand with an XML editor

By editing an existing config file, again with an XML editor (Notepad is not an XML editor.)



The image displays two screenshots of a Windows PowerShell window running as Administrator. The window title is "Administrator: Windows PowerShell".

The first screenshot shows the command `Get-ADDCCloningExcludedApplicationList` being executed. The output is a table with two columns: "Name" and "Type". The table contains one entry: "WLMS" with the type "Service".

The second screenshot shows the same command being executed again, but with the additional parameter `-GenerateXml`. The output is the same table as in the first screenshot. Below the table, a message is displayed: "The inclusion list was written to 'C:\Windows\NTDS\CustomDCCloneAllowList.xml'".

```
Administrator: Windows PowerShell
Windows PowerShell
Copyright (C) 2012 Microsoft Corporation. All rights reserved.

PS C:\Users\Administrator.DC01> Get-ADDCCloningExcludedApplicationList

Name                                     Type
----                                     -
WLMS                                     Service

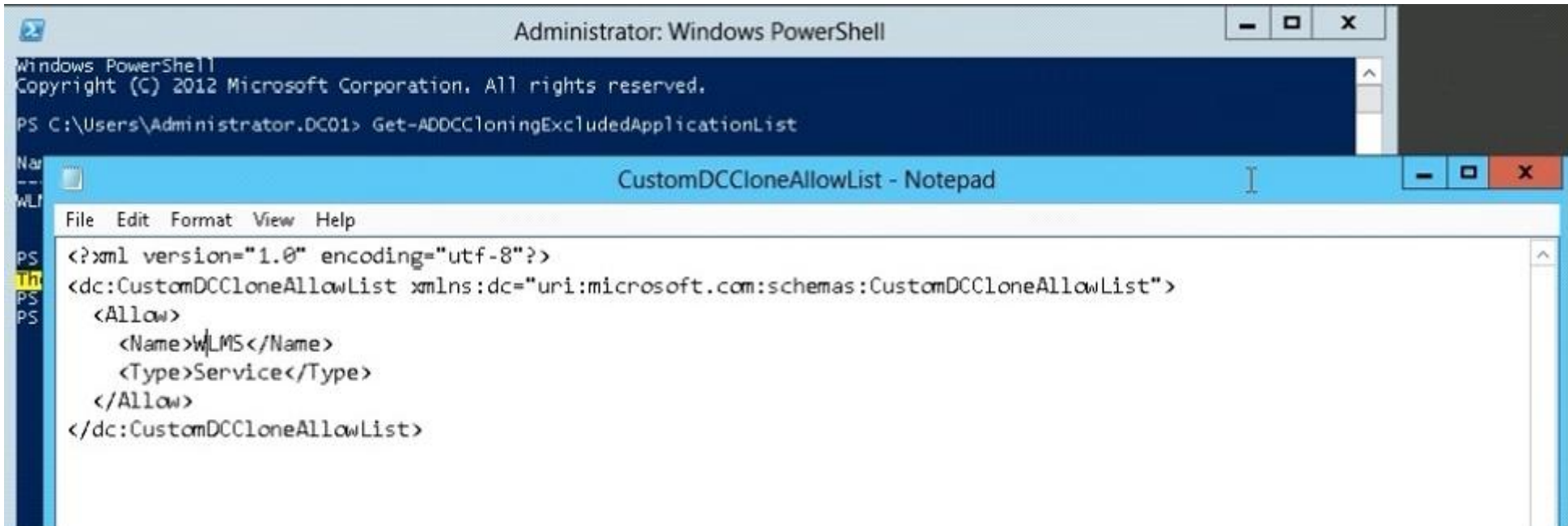
PS C:\Users\Administrator.DC01> _

Administrator: Windows PowerShell
Windows PowerShell
Copyright (C) 2012 Microsoft Corporation. All rights reserved.

PS C:\Users\Administrator.DC01> Get-ADDCCloningExcludedApplicationList

Name                                     Type
----                                     -
WLMS                                     Service

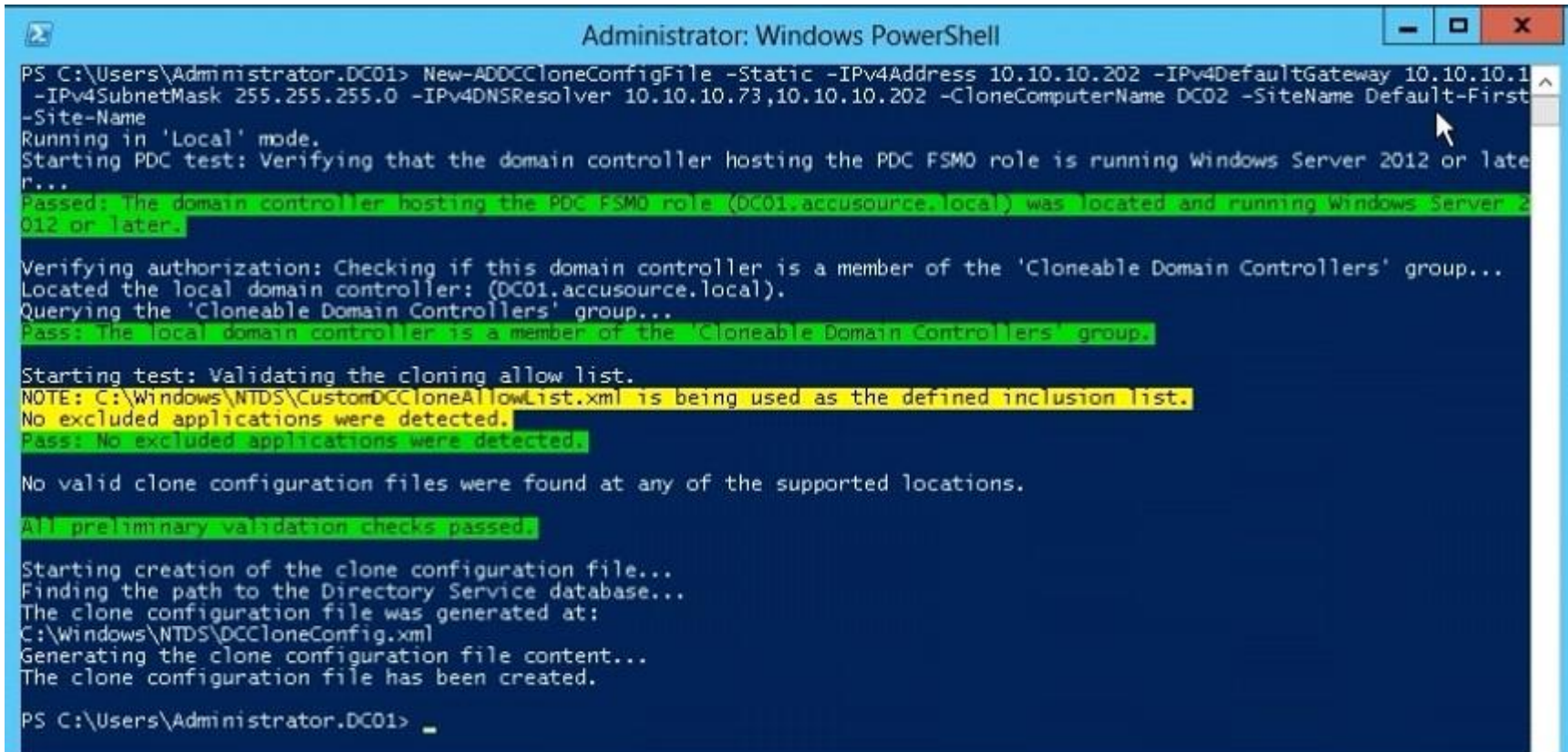
PS C:\Users\Administrator.DC01> Get-ADDCCloningExcludedApplicationList -GenerateXml
The inclusion list was written to 'C:\Windows\NTDS\CustomDCCloneAllowList.xml'.
PS C:\Users\Administrator.DC01> _
```



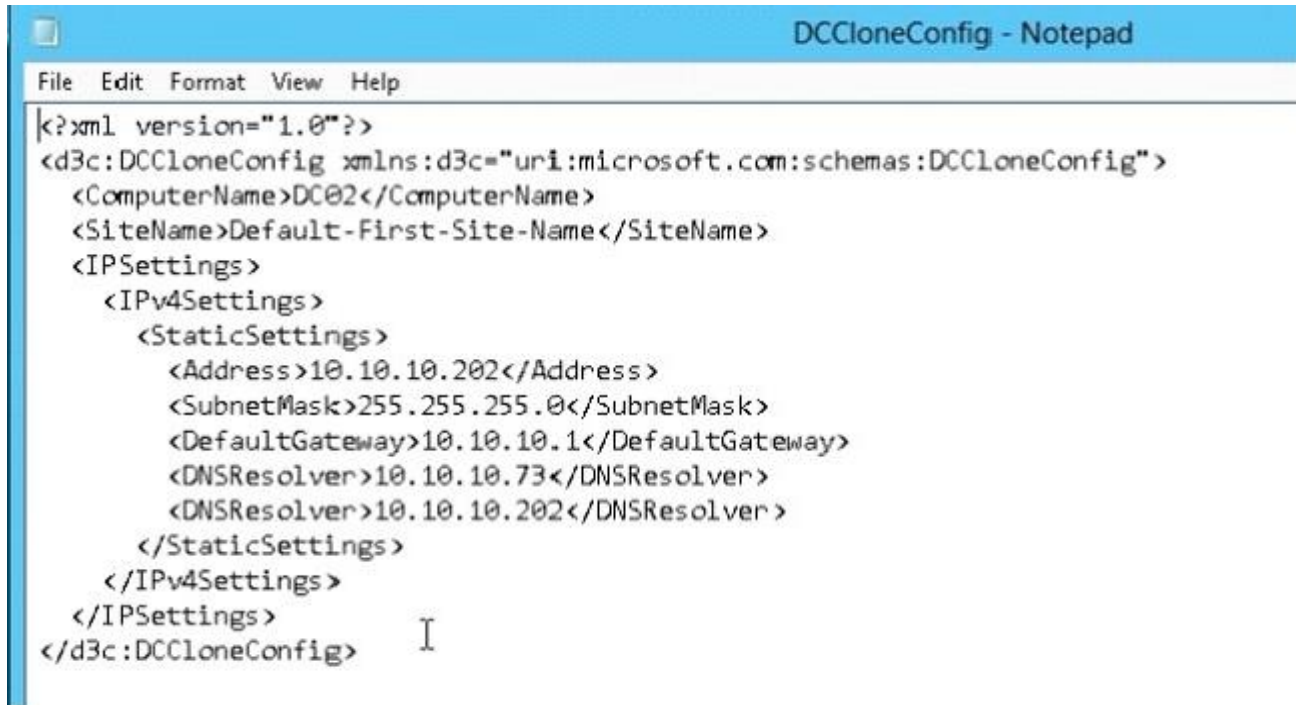
The screenshot shows two overlapping windows. The top window is 'Administrator: Windows PowerShell' with a dark blue background. It displays the command 'Get-ADDCCloneExcludedApplicationList' entered at the prompt. The bottom window is 'CustomDCCloneAllowList - Notepad' with a light blue title bar. It shows an XML document with the following content:

```
<?xml version="1.0" encoding="utf-8"?>
<dc:CustomDCCloneAllowList xmlns:dc="uri:microsoft.com:schemas:CustomDCCloneAllowList">
  <Allow>
    <Name>W\MS</Name>
    <Type>Service</Type>
  </Allow>
</dc:CustomDCCloneAllowList>
```

You can populate the XML file. . . . doesn't need to be empty. . . .



```
Administrator: Windows PowerShell
PS C:\Users\Administrator.DC01> New-ADDCCloneConfigFile -Static -IPv4Address 10.10.10.202 -IPv4DefaultGateway 10.10.10.1
-IPv4SubnetMask 255.255.255.0 -IPv4DNSResolver 10.10.10.73,10.10.10.202 -CloneComputerName DC02 -SiteName Default-First
-Site-Name
Running in 'Local' mode.
Starting PDC test: Verifying that the domain controller hosting the PDC FSMO role is running Windows Server 2012 or late
r...
Passed: The domain controller hosting the PDC FSMO role (DC01.accusource.local) was located and running Windows Server 2
012 or later.
Verifying authorization: Checking if this domain controller is a member of the 'Cloneable Domain Controllers' group...
Located the local domain controller: (DC01.accusource.local).
Querying the 'Cloneable Domain Controllers' group...
Pass: The local domain controller is a member of the 'Cloneable Domain Controllers' group.
Starting test: Validating the cloning allow list.
NOTE: C:\Windows\NTDS\CustomDCCloneAllowList.xml is being used as the defined inclusion list.
No excluded applications were detected.
Pass: No excluded applications were detected.
No valid clone configuration files were found at any of the supported locations.
All preliminary validation checks passed.
Starting creation of the clone configuration file...
Finding the path to the Directory Service database...
The clone configuration file was generated at:
C:\Windows\NTDS\DCCloneConfig.xml
Generating the clone configuration file content...
The clone configuration file has been created.
PS C:\Users\Administrator.DC01>
```



```

DCCloneConfig - Notepad
File Edit Format View Help
<?xml version="1.0"?>
<d3c:DCCloneConfig xmlns:d3c="uri:microsoft.com:schemas:DCCloneConfig">
  <ComputerName>DC02</ComputerName>
  <SiteName>Default-First-Site-Name</SiteName>
  <IPSettings>
    <IPv4Settings>
      <StaticSettings>
        <Address>10.10.10.202</Address>
        <SubnetMask>255.255.255.0</SubnetMask>
        <DefaultGateway>10.10.10.1</DefaultGateway>
        <DNSResolver>10.10.10.73</DNSResolver>
        <DNSResolver>10.10.10.202</DNSResolver>
      </StaticSettings>
    </IPv4Settings>
  </IPSettings>
</d3c:DCCloneConfig>

```

<http://technet.microsoft.com/en-us/library/hh831734.aspx>

<http://blogs.dirteam.com/blogs/sanderberkouwer/archive/2012/09/10/new-features-in-active-directory-domain-services-in-windows-server-2012-part-13-domain-controller-cloning.aspx>

QUESTION 44

Your network contains an Active Directory domain named contoso.com. The domain contains two servers named Server1 and Server2. Both servers run Windows Server 2012 R2. Both servers have the File and Storage Services server role, the DFS Namespace role service, and the DFS Replication role service installed.

Server1 and Server2 are part of a Distributed File System (DFS) Replication group named Group1. Server1 and Server2 are connected by using a high-speed LAN connection.

You need to minimize the amount of processor resources consumed by DFS Replication.

What should you do?

- A. Modify the replication schedule.
- B. Modify the staging quota.

- C. Disable Remote Differential Compression (RDC).
- D. Reduce the bandwidth usage.

Correct Answer: C

Section: (none)

Explanation

Explanation/Reference:

Explanation:

Because disabling RDC can help conserve disk input/output (I/O) and CPU resources, you might want to disable RDC on a connection if the sending and receiving members are in a local area network (LAN), and bandwidth use is not a concern. However, in a LAN environment where bandwidth is contended, RDC can be beneficial when transferring large files.

Question tells it uses a high-speed LAN connection.

<http://technet.microsoft.com/en-us/library/cc758825%28v=ws.10%29.aspx>

<http://technet.microsoft.com/en-us/library/cc754229.aspx>

QUESTION 45

Your network contains an Active Directory domain named contoso.com. All servers run Windows Server 2012 R2.

All sales users have laptop computers that run Windows 8. The sales computers are joined to the domain. All user accounts for the sales department are in an organizational unit (OU) named Sales_OU.

A Group Policy object (GPO) named GPO1 is linked to Sales_OU.

You need to configure a dial-up connection for all of the sales users.

What should you configure from User Configuration in GPO1?

- A. Policies/Administrative Templates/Network/Windows Connect Now
- B. Preferences/Control Panel Settings/Network Options
- C. Policies/Administrative Templates/Windows Components/Windows Mobility Center
- D. Policies/Administrative Templates/Network/Network Connections

Correct Answer: B

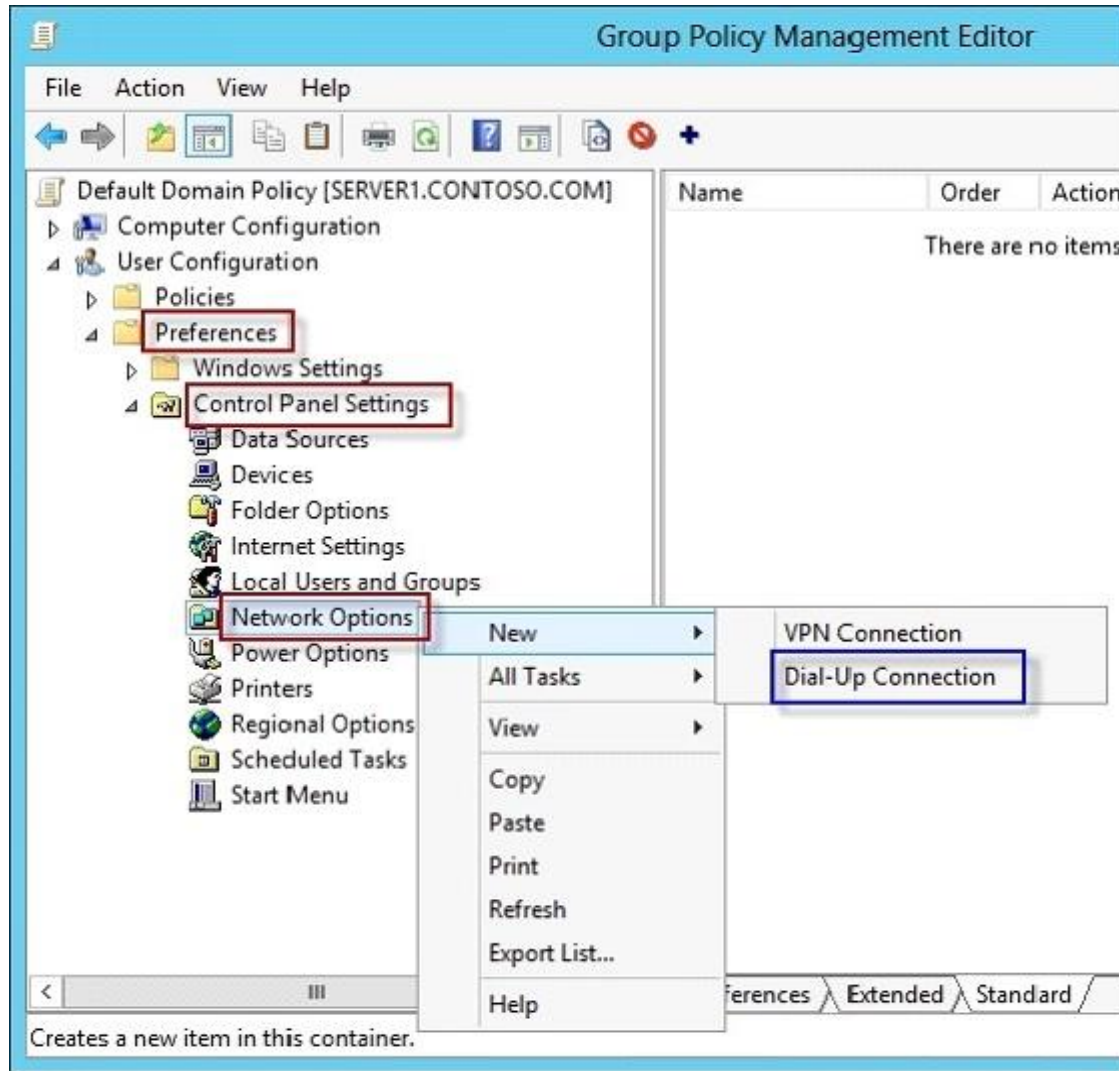
Section: (none)

Explanation

Explanation/Reference:

Explanation:

The Network Options extension allows you to centrally create, modify, and delete dial-up networking and virtual private network (VPN) connections. Before you create a network option preference item, you should review the behavior of each type of action possible with the extension.



To create a new Dial-Up Connection preference item

Open the Group Policy Management Console. Right-click the Group Policy object (GPO) that should contain the new preference item, and then click Edit. In the console tree under Computer Configuration or User Configuration, expand the Preferences folder, and then expand the Control Panel Settings folder. Right-click the Network Options node, point to New, and select Dial-Up Connection.

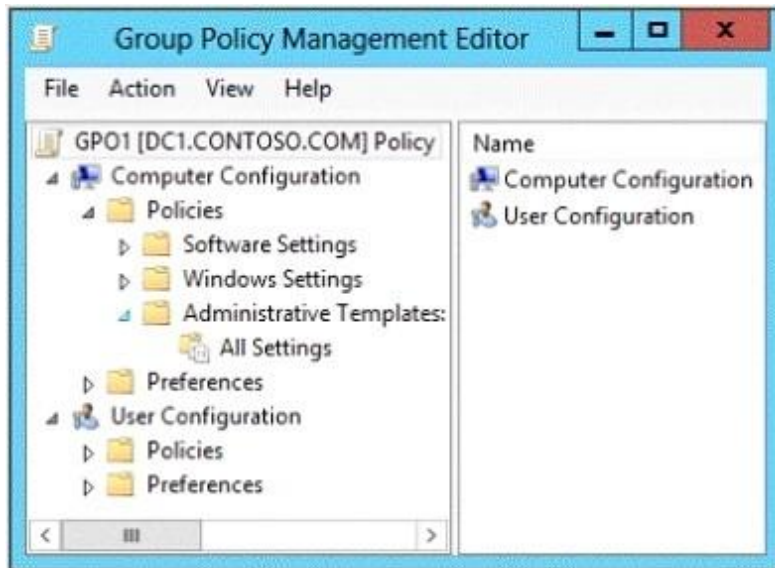
<http://technet.microsoft.com/en-us/library/cc772107.aspx>

<http://technet.microsoft.com/en-us/library/cc772107.aspx>
<http://technet.microsoft.com/en-us/library/cc772449.aspx>

QUESTION 46

Your network contains an Active Directory domain named contoso.com.

A user named User1 creates a central store and opens the Group Policy Management Editor as shown in the exhibit. (Click the Exhibit button.)



You need to ensure that the default Administrative Templates appear in GPO1.

What should you do?

- A. Link a WMI filter to GPO1.
- B. Copy files from %Windir%\Policydefinitions to the central store.
- C. Configure Security Filtering in GPO1.
- D. Add User1 to the Group Policy Creator Owners group.

Correct Answer: B

Section: (none)

Explanation

Explanation/Reference:

Explanation:

In earlier operating systems, all the default Administrative Template files are added to the ADM folder of a Group Policy object (GPO) on a domain controller. The GPOs are stored in the SYSVOL folder. The SYSVOL folder is automatically replicated to other domain controllers in the same domain. A policy file uses approximately 2 megabytes (MB) of hard disk space. Because each domain controller stores a distinct version of a policy, replication traffic is increased.

In Group Policy for Windows Server 2008 and Windows Vista, if you change Administrative template policy settings on local computers, Sysvol will not be automatically updated with the new .admX or .admL files. This change in behavior is implemented to reduce network load and disk storage requirements, and to prevent conflicts between .admX files and .admL files when edits to Administrative template policy settings are made across different locales. To make sure that any local updates are reflected in Sysvol, you must manually copy the updated .admX or .admL files from the PolicyDefinitions file on the local computer to the Sysvol\PolicyDefinitions folder on the appropriate domain controller.

To take advantage of the benefits of .admx files, you must create a Central Store in the SYSVOL folder on a domain controller. The Central Store is a file location that is checked by the Group Policy tools. The Group Policy tools use any .admx files that are in the Central Store. The files that are in the Central Store are later replicated to all domain controllers in the domain.

To create a Central Store for .admx and .adml files, create a folder that is named PolicyDefinitions in the following location:
\\FQDN\SYSVOL\FQDN\policies

<http://support.microsoft.com/kb/929841>

QUESTION 47

You have a server named Server1 that runs Windows Server 2012 R2. Server1 has the File Server Resource Manager role service installed.

Each time a user receives an access-denied message after attempting to access a folder on Server1, an email notification is sent to a distribution list named DL1.

You create a folder named Folder1 on Server1, and then you configure custom NTFS permissions for Folder 1.

You need to ensure that when a user receives an access-denied message while attempting to access Folder1, an email notification is sent to a distribution list named DL2. The solution must not prevent DL1 from receiving notifications about other access-denied messages.

What should you do?

- A. From File Explorer, modify the Classification tab of Folder1.
- B. From the File Server Resource Manager console, modify the Email Notifications settings.
- C. From the File Server Resource Manager console, set a folder management property.
- D. From File Explorer, modify the Customize tab of Folder1.

Correct Answer: C

Section: (none)

Explanation

Explanation/Reference:

Explanation:

http://technet.microsoft.com/en-us/library/jj574182.aspx#BKMK_12

When using the email model each of the file shares, you can determine whether access requests to each file share will be received by the administrator, a distribution list that represents the file share owners, or both.

You can use the File Server Resource Manager console to configure the owner distribution list by editing the management properties of the classification properties.

QUESTION 48

Your network contains an Active Directory domain named contoso.com. All domain controllers run Windows Server 2012 R2.

An organizational unit (OU) named OU1 contains 200 client computers that run Windows 8 Enterprise. A Group Policy object (GPO) named GPO1 is linked to OU1.

You make a change to GPO1.

You need to force all of the computers in OU1 to refresh their Group Policy settings immediately. The solution must minimize administrative effort.

Which tool should you use?

- A. The Secedit command
- B. The Invoke-GpUpdate cmdlet
- C. Group Policy Object Editor
- D. Server Manager

Correct Answer: B

Section: (none)

Explanation

Explanation/Reference:

Explanation:

Invoke-GPUdate

Schedule a remote Group Policy refresh (gpupdate) on the specified computer.

Applies To: Windows Server 2012 R2

The Invoke-GPUdate cmdlet refreshes Group Policy settings, including security settings that are set on remote computers by scheduling the running of the Gpupdate command on a remote computer. You can combine this cmdlet in a scripted fashion to schedule the Gpupdate command on a group of computers.

The refresh can be scheduled to immediately start a refresh of policy settings or wait for a specified period of time, up to a maximum of 31 days. To avoid putting a load on the network, the refresh times will be offset by a random delay.

Note:

Group Policy is a complicated infrastructure that enables you to apply policy settings to remotely configure a computer and user experience within a

domain. When the Resultant Set of Policy settings does not conform to your expectations, a best practice is to first verify that the computer or user has received the latest policy settings. In previous versions of Windows, this was accomplished by having the user run GPUpdate.exe on their computer. With Windows Server 2012 R2 and Windows 8, you can remotely refresh Group Policy settings for all computers in an organizational unit (OU) from one central location by using the Group Policy Management Console (GPMC). Or you can use the Invoke-GPUpdate Windows PowerShell cmdlet to refresh Group Policy for a set of computers, including computers that are not within the OU structure--for example, if the computers are located in the default computers container.

The remote Group Policy refresh updates all Group Policy settings, including security settings that are set on a group of remote computers, by using the functionality that is added to the context menu for an OU in the Group Policy Management Console (GPMC). When you select an OU to remotely refresh the Group Policy settings on all the computers in that OU, the following operations happen:

An Active Directory query returns a list of all computers that belong to that OU. For each computer that belongs to the selected OU, a WMI call retrieves the list of signed in users.

A remote scheduled task is created to run GPUpdate.exe /force for each signed in user and once for the computer Group Policy refresh. The task is scheduled to run with a random delay of up to 10 minutes to decrease the load on the network traffic. This random delay cannot be configured when you use the GPMC, but you can configure the random delay for the scheduled task or set the scheduled task to run immediately when you use the Invoke-GPUpdate cmdlet.

Reference: Force a Remote Group Policy Refresh (GPUpdate)

QUESTION 49

Your network contains an Active Directory domain named contoso.com. The domain contains a server named Server1 that runs Windows Server 2012 R2.

You enable and configure Routing and Remote Access (RRAS) on Server1.

You create a user account named User1.

You need to ensure that User1 can establish VPN connections to Server1.

What should you do?

- A. Modify the members of the Remote Management Users group.
- B. Add a RADIUS client.
- C. Modify the Dial-in setting of User1.
- D. Create a connection request policy.

Correct Answer: C

Section: (none)

Explanation

Explanation/Reference:

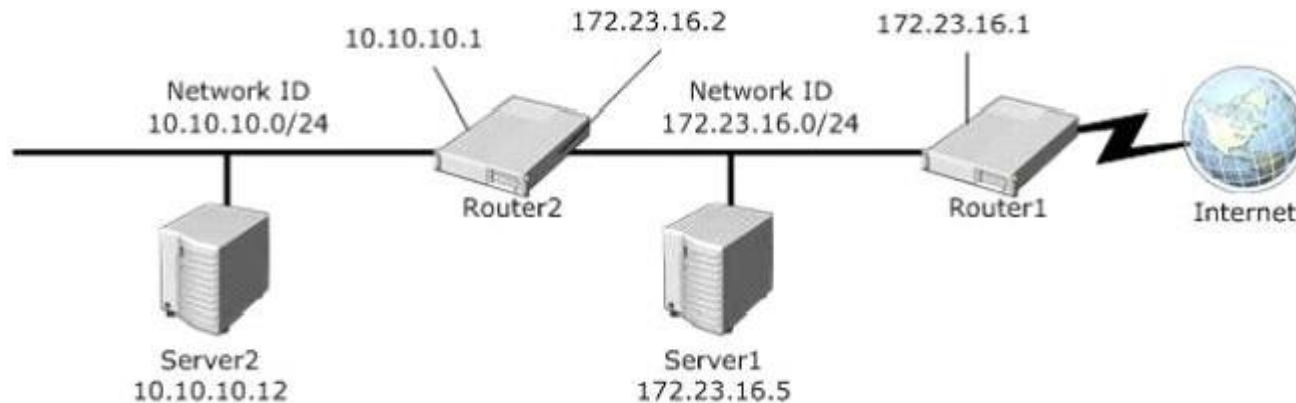
Explanation:

Access permission is also granted or denied based on the dial-in properties of each user account.

<http://technet.microsoft.com/en-us/library/cc772123.aspx>

QUESTION 50

Your network is configured as shown in the exhibit. (Click the Exhibit button.)



Server1 regularly accesses Server2.

You discover that all of the connections from Server1 to Server2 are routed through Router1.

You need to optimize the connection path from Server1 to Server2.

Which route command should you run on Server1?

- A. Route add -p 192.168.2.0 MASK 255.255.255.0 192.168.2.1 METRIC 50
- B. Route add -p 192.168.2.12 MASK 255.255.255.0 192.168.2.1 METRIC 100
- C. Route add -p 192.168.2.12 MASK 255.255.255.0 192.168.2.0 METRIC 50
- D. Route add -p 192.168.2.0 MASK 255.255.255.0 192.168.1.2 METRIC 100

Correct Answer: D

Section: (none)

Explanation

QUESTION 51

Your company has a main office and a branch office.

The network contains an Active Directory domain named contoso.com.

The main office contains a domain controller named DC1 that runs Windows Server 2012 R2. DC1 is a DNS server and hosts a primary zone for

contoso.com. The branch office contains a member server named Server1 that runs Windows Server 2012 R2. Server1 is a DNS server and hosts a secondary zone for contoso.com.

The main office connects to the branch office by using an unreliable WAN link.

You need to ensure that Server1 can resolve names in contoso.com if the WAN link is unavailable for three days.

Which setting should you modify in the start of authority (SOA) record?

- A. Retry interval
- B. Refresh interval
- C. Expires after
- D. Minimum (default) TTL

Correct Answer: C

Section: (none)

Explanation

Explanation/Reference:

Explanation:

Used by other DNS servers that are configured to load and host the zone to determine when zone data expires if it is not renewed

QUESTION 52

Your network contains an Active Directory domain named contoso.com. All domain controllers run Windows Server 2012 R2.

DirectAccess is deployed to the network.

Remote users connect to the DirectAccess server by using a variety of network speeds.

The remote users report that sometimes their connection is very slow.

You need to minimize Group Policy processing across all wireless wide area network (WWAN) connections.

Which Group Policy setting should you configure?

- A. Configure Group Policy slow link detection.
- B. Configure Direct Access connections as a fast network connection.
- C. Configure wireless policy processing.
- D. Change Group Policy processing to run asynchronously when a slow network connection is detected.

Correct Answer: A

Section: (none)

Explanation

QUESTION 53

Your network contains an Active Directory domain named contoso.com.

All user accounts reside in an organizational unit (OU) named OU1. All of the users in the marketing department are members of a group named Marketing. All of the users in the human resources department are members of a group named HR.

You create a Group Policy object (GPO) named GPO1. You link GPO1 to OU1. You configure the Group Policy preferences of GPO1 to add two shortcuts named Link1 and Link2 to the desktop of each user.

You need to ensure that Link1 only appears on the desktop of the users in Marketing and that Link2 only appears on the desktop of the users in HR.

What should you configure?

- A. Security Filtering
- B. WMI Filtering
- C. Group Policy Inheritance
- D. Item-level targeting

Correct Answer: D

Section: (none)

Explanation

Explanation/Reference:

Explanation:

You can use item-level targeting to change the scope of individual preference items, so they apply only to selected users or computers. Within a single Group Policy object (GPO), you can include multiple preference items, each customized for selected users or computers and each targeted to apply settings only to the relevant users or computers.

<http://technet.microsoft.com/en-us/library/cc733022.aspx>

QUESTION 54

Your network contains an Active Directory domain named adatum.com. The domain contains a server named Server1 that runs Windows Server 2012 R2. Server1 is configured as a Network Policy Server (NPS) server and as a DHCP server.

You need to ensure that only computers that send a statement of health are checked for Network Access Protection (NAP) health requirements.

Which two settings should you configure? (Each correct answer presents part of the solution. Choose two.)

- A. The Called Station ID constraints

- B. The MS-Service Class conditions
- C. The Health Policies conditions
- D. The NAS Port Type constraints
- E. The NAP-Capable Computers conditions

Correct Answer: CE

Section: (none)

Explanation

Explanation/Reference:

Explanation:

<http://technet.microsoft.com/en-us/library/cc753603.aspx>

[http://technet.microsoft.com/en-us/library/cc731220\(v=ws.10\).aspx](http://technet.microsoft.com/en-us/library/cc731220(v=ws.10).aspx)

<http://technet.microsoft.com/en-us/library/cc731560.aspx>

QUESTION 55

You have a server named Server1 that runs Windows Server 2012 R2. Server1 has the File Server Resource Manager role service installed.

Each time a user receives an access-denied message after attempting to access a folder on Server1, an email notification is sent to a distribution list named DLL.

You create a folder named Folder1 on Server1, and then you configure custom NTFS permissions for Folder1.

You need to ensure that when a user receives an access-denied message while attempting to access Folder1, an email notification is sent to a distribution list named DL2. The solution must not prevent DL1 from receiving notifications about other access-denied messages.

What should you do?

- A. From the File Server Resource Manager console, create a local classification property.
- B. From Server Manager, run the New Share Wizard to create a share for Folder1 by selecting the SMB Share - Applications option.
- C. From the File Server Resource Manager console, modify the Access-Denied Assistance settings.
- D. From the File Server Resource Manager console, set a folder management property.

Correct Answer: D

Section: (none)

Explanation

QUESTION 56

Your network contains a single Active Directory domain named contoso.com. All domain controllers run Windows Server 2012 R2.

The domain contains 400 desktop computers that run Windows 8 and 10 desktop computers that run Windows XP Service Pack 3 (SP3). All new desktop computers that are added to the domain run Windows 8.

All of the desktop computers are located in an organizational unit (OU) named OU1.

You create a Group Policy object (GPO) named GPO1. GPO1 contains startup script settings. You link GPO1 to OU1.

You need to ensure that GPO1 is applied only to computers that run Windows XP SP3.

What should you do?

- A. Create and link a WML filter to GPO1
- B. Run the Set-GPInheritance cmdlet and specify the -target parameter.
- C. Run the Set-GPLink cmdlet and specify the -target parameter.
- D. Modify the Security settings of OU1.

Correct Answer: A

Section: (none)

Explanation

Explanation/Reference:

Explanation:

WMI Filtering is used to get information of the system and apply the GPO on it with the condition is met.

Security filtering: apply a GPO to a specific group (members of the group)

QUESTION 57

Your network contains an Active Directory domain named contoso.com. The network contains a server named Server1 that runs Windows Server 2012 R2. Server1 has the Network Policy and Access Services server role installed.

You plan to deploy additional servers that have the Network Policy and Access Services server role installed. You must standardize as many settings on the new servers as possible.

You need to identify which settings can be standardized by using Network Policy Server (NPS) templates.

Which three settings should you identify? (Each correct answer presents part of the solution. Choose three.)

- A. IP filters
- B. shared secrets
- C. health policies
- D. network policies
- E. connection request policies

Correct Answer: ABC

Section: (none)

Explanation

Explanation/Reference:

QUESTION 58

Your network contains an Active Directory domain named contoso.com.

Network Policy Server (NPS) is deployed to the domain.

You plan to deploy Network Access Protection (NAP).

You need to configure the requirements that are validated on the NPS client computers.

What should you do?

- A. From the Network Policy Server console, configure a network policy.
- B. From the Network Policy Server console, configure a health policy.
- C. From the Network Policy Server console, configure a Windows Security Health Validator (WSHV) policy.
- D. From a Group Policy object (GPO), configure the NAP Client Configuration security setting.
- E. From a Group Policy object (GPO), configure the Network Access Protection Administrative Templates setting.

Correct Answer: C

Section: (none)

Explanation

QUESTION 59

Your network contains an Active Directory domain named adatum.com. The domain contains a server named Server1 that runs Windows Server 2012 R2. Server1 is configured as a Network Policy Server (NPS) server and as a DHCP server.

The network contains two subnets named Subnet1 and Subnet2. Server1 has a DHCP scope for each subnet.

You need to ensure that noncompliant computers on Subnet1 receive different network policies than noncompliant computers on Subnet2.

Which two settings should you configure? (Each correct answer presents part of the solution. Choose two.)

- A. The NAP-Capable Computers conditions
- B. The NAS Port Type constraints

- C. The Health Policies conditions
- D. The MS-Service Class conditions
- E. The Called Station ID constraints

Correct Answer: CD

Section: (none)

Explanation

Explanation/Reference:

Explanation:

The NAP health policy server uses the NPS role service with configured health policies and system health validators (SHVs) to evaluate client health based on administrator-defined requirements. Based on results of this evaluation, NPS instructs the DHCP server to provide full access to compliant NAP client computers and to restrict access to client computers that are noncompliant with health requirements.

If policies are filtered by DHCP scope, then MS-Service Class is configured in policy conditions.

QUESTION 60

Your network contains an Active Directory domain named contoso.com. The functional level of the forest is Windows Server 2008 R2.

Computer accounts for the marketing department are in an organizational unit (OU) named Departments\Marketing\Computers. User accounts for the marketing department are in an OU named Departments\Marketing\Users.

All of the marketing user accounts are members of a global security group named MarketingUsers. All of the marketing computer accounts are members of a global security group named MarketingComputers.

In the domain, you have Group Policy objects (GPOs) as shown in the exhibit. (Click the Exhibit button.)

The screenshot shows the 'New Namespace Wizard' window, specifically the 'Namespace Type' step. The window has a blue title bar and a sidebar on the left with a tree view containing the following steps: 'Namespace Server', 'Namespace Name and Settings', 'Namespace Type' (which is highlighted), 'Review Settings and Create Namespace', and 'Confirmation'. The main area of the wizard is titled 'Namespace Type' and contains the instruction 'Select the type of namespace to create.' There are two radio button options: 'Domain-based namespace' (which is selected) and 'Stand-alone namespace'. Below the 'Domain-based namespace' option, there is a description: 'A domain-based namespace is stored on one or more namespace servers and in Active Directory Domain Services. You can increase the availability of a domain-based namespace by using multiple servers. When created in Windows Server 2008 mode, the namespace supports increased scalability and access-based enumeration.' Below this description is an unchecked checkbox labeled 'Enable Windows Server 2008 mode' and a text box labeled 'Preview of domain-based namespace:' containing the text '\\contoso.com\Public'. Below the 'Stand-alone namespace' option, there is a description: 'A stand-alone namespace is stored on a single namespace server. You can increase the availability of a stand-alone namespace by hosting it on a failover cluster.' Below this description is a text box labeled 'Preview of stand-alone namespace:' containing the text '\\server3\Public'. At the bottom right of the wizard, there are three buttons: '< Previous', 'Next >', and 'Cancel'.

Steps:

- Namespace Server
- Namespace Name and Settings
- Namespace Type**
- Review Settings and Create Namespace
- Confirmation

Select the type of namespace to create.

☒ Domain-based namespace

A domain-based namespace is stored on one or more namespace servers and in Active Directory Domain Services. You can increase the availability of a domain-based namespace by using multiple servers. When created in Windows Server 2008 mode, the namespace supports increased scalability and access-based enumeration.

☐ Enable Windows Server 2008 mode

Preview of domain-based namespace:
\\contoso.com\Public

☐ Stand-alone namespace

A stand-alone namespace is stored on a single namespace server. You can increase the availability of a stand-alone namespace by hosting it on a failover cluster.

Preview of stand-alone namespace:
\\server3\Public

< Previous Next > Cancel

You create two Password Settings objects named PSO1 and PSO2. PSO1 is applied to MarketingUsers. PSO2 is applied to MarketingComputers.

The minimum password length is defined for each policy as shown in the following table.

Location	Minimum password length
Default Domain Policy	7
GPO1	5
GPO2	6
PSO1	10
PSO2	12

You need to identify the minimum password length required for each marketing user.

What should you identify?

- A. 5
- B. 6
- C. 7
- D. 10
- E. 12

Correct Answer: D

Section: (none)

Explanation

QUESTION 61

Your network contains an Active Directory domain named contoso.com. The domain contains a domain controller named DC1 that runs Windows Server 2012.

You have a Group Policy object (GPO) named GPO1 that contains several custom Administrative templates.

You need to filter the GPO to display only settings that will be removed from the registry when the GPO falls out of scope. The solution must only display settings that are either enabled or disabled and that have a comment.

How should you configure the filter?

To answer, select the appropriate options below. Select three.

Filter Options

Select options below to enable and change or disable types of global filters that will be applied to the Administrative Templates nodes.

Select the type of policy settings to display.

Managed:

Any

Configured:

Any

Commented:

Any

☐ Enable Keyword Filters

☒ Enable Keyword Filters

Filter for word(s):

Any

Within:

☒ Policy Setting Title
 ☒ Help Text
 ☒ Comment

☐ Enable Requirements Filters

Select the desired platform and application filter(s):

Include settings that match any of the selected platforms.

☐ BITS 1.5
 ☐ BITS 2.0
 ☐ BITS 3.5
 ☐ BITS 4.0
 ☐ Internet Explorer 10
 ☐ Internet Explorer 3
 ☐ Internet Explorer 4
 ☐ Internet Explorer 5

Select All

Clear All

OK

Cancel

Filter Options

Select options below to enable and change or disable types of global filters that will be applied to the Administrative Templates nodes.

Select the type of policy settings to display.

Managed:	Configured:	Commented:
Any	Any	Any
Any	Any	Any
Yes	Yes	Yes
No	No	No

☐ Enable Keyword Filters

Filter for word(s): Any

Within: ☒ Policy Setting Title ☒ Help Text ☒ Comment

☐ Enable Requirements Filters

Select the desired platform and application filter(s):

Include settings that match any of the selected platforms.

- ☐ BITS 1.5
- ☐ BITS 2.0
- ☐ BITS 3.5
- ☐ BITS 4.0
- ☐ Internet Explorer 10
- ☐ Internet Explorer 3
- ☐ Internet Explorer 4
- ☐ Internet Explorer 5

Select All Clear All

OK Cancel

- A. Set Managed to: Yes
- B. Set Managed to: No

- C. Set Managed to: Any
- D. Set Configured to: Yes
- E. Set Configured to: No
- F. Set Configured to: Any
- G. Set Commented to: Yes
- H. Set Commented to: No
- I. Set Commented to: Any

Correct Answer: AFG

Section: (none)

Explanation

Explanation/Reference:

QUESTION 62

Your network contains an Active Directory domain named adatum.com.

You need to audit changes to the files in the SYSVOL shares on all of the domain controllers. The solution must minimize the amount of SYSVOL replication traffic caused by the audit.

Which two settings should you configure? (Each correct answer presents part of the solution. Choose two.)

- A. Audit Policy\Audit system events
- B. Advanced Audit Policy Configuration\DS Access
- C. Advanced Audit Policy Configuration\Global Object Access Auditing
- D. Audit Policy\Audit object access
- E. Audit Policy\Audit directory service access
- F. Advanced Audit Policy Configuration\Object Access

Correct Answer: DF

Section: (none)

Explanation

QUESTION 63

Your network contains multiple Active Directory sites.

You have a Distributed File System (DFS) namespace that has a folder target in each site.

You discover that some client computers connect to DFS targets in other sites.

You need to ensure that the client computers only connect to a DFS target in their respective site.

What should you modify?

- A. The properties of the Active Directory sites
- B. The properties of the Active Directory site links
- C. The delegation settings of the namespace
- D. The referral settings of the namespace

Correct Answer: D

Section: (none)

Explanation

Explanation/Reference:

Explanation:

http://www.windowsnetworking.com/articles_tutorials/Configuring-DFS-Namespaces.html

QUESTION 64

Your network contains an Active Directory domain named adatum.com. The domain contains five servers. The servers are configured as shown in the following table.

Server name	Configuration
DC1	Domain controller and DNS server
DC2	Domain controller and DHCP server
Server1	Windows Deployment Services (WDS)
Server2	Certification authority (CA)
Server3	File server

All desktop computers in adatum.com run Windows 8 and are configured to use BitLocker Drive Encryption (BitLocker) on all local disk drives.

You need to deploy the Network Unlock feature. The solution must minimize the number of features and server roles installed on the network.

To which server should you deploy the feature?

- A. Server3
- B. Server1
- C. DC2
- D. Server2
- E. DC1

Correct Answer: B

Section: (none)

Explanation

Explanation/Reference:

Explanation:

The BitLocker-NetworkUnlock feature must be installed on a Windows Deployment Server (which does not have to be configured--the WDSServer service just needs to be running).

QUESTION 65

Your network contains an Active Directory domain named contoso.com. All domain controllers run Windows Server 2012.

You pre-create a read-only domain controller (P.QDC) account named RODC1.

You export the settings of RODC1 to a file named File1.txt.

You need to promote RODC1 by using File1.txt.

Which tool should you use?

- A. The Install-WindowsFeature cmdlet
- B. The Add-WindowsFeature cmdlet
- C. The Dism command
- D. The Install-ADDSDomainController cmdlet
- E. The Dcpromo command

Correct Answer: E

Section: (none)

Explanation

Explanation/Reference:

QUESTION 66

Your network contains an Active Directory domain named contoso.com. The domain contains a domain controller named dcl.contoso.com. You discover that the Default Domain Policy Group Policy objects (GPOs) and the Default Domain Controllers Policy GPOs were deleted. You need to recover the Default Domain Policy and the Default Domain Controllers Policy GPOs. What should you run?

- A. dcpofix.exe /target:domain
- B. gpfixup.exe /dc:dc1.contoso.co,n
- C. dcpofix.exe /target:both
- D. gptixup.exe /oldnb:contoso /newnb:dc1

Correct Answer: C

Section: (none)

Explanation

QUESTION 67

Your network contains an Active Directory domain named contoso.com. The domain contains more than 100 Group Policy objects (GPOs). Currently, there are no enforced GPOs. You need to prevent all of the GPOs at the site level and at the domain level from being applied to users and computers in an organizational unit (OU) named OU1. You want to achieve this goal by using the minimum amount of Administrative effort. What should you use?

- A. dcpofix
- B. Get-GPOReport
- C. Gpfixup
- D. Gpresult
- E. Gptedit.msc
- F. Import-GPO
- G. Import-GPO
- H. Restore-GPO
- I. Set-GPInheritance
- J. Set-GPLink
- K. Set-GPPermission
- L. Gpupdate
- M. Add-ADGroupMember

Correct Answer: I

Section: (none)

Explanation

QUESTION 68

Your network contains an Active Directory domain named contoso.com. The domain contains more than 100 Group Policy objects (GPOs). Currently, there are no enforced GPOs. You need to provide an Administrator named Admin1 with the ability to create GPOs in the domain. The solution must not provide Admin1 with the ability to link GPOs. What should you use?

- A. dcpofix
- B. Get-GPOReport
- C. Gpfixup
- D. Gpresult
- E. Gptedit.msc
- F. Import-GPO
- G. Restore-GPO
- H. Set-GPInheritance
- I. Set-GPLink
- J. Set-GPPermission
- K. Gpupdate
- L. Add-ADGroupMember

Correct Answer: J

Section: (none)

Explanation

QUESTION 69

Your network contains an Active Directory domain named contoso.com. The domain contains more than 100 Group Policy objects (GPOs). Currently, there are no enforced GPOs. The domain contains a GPO named GPO1. GPO1 contains several Group Policy preferences. You need to view all of the preferences configured in GPO1. What should you use?

- A. dcpofix
- B. Get-GPOReport
- C. Gpfixup
- D. Gpresult
- E. Gptedit.msc
- F. Import-GPO
- G. Restore-GPO

- H. Set-GPInheritance
- I. Set-GPLink
- J. Set-GPPermission
- K. Gpupdate
- L. Add-ADGroupMember

Correct Answer: B

Section: (none)

Explanation

QUESTION 70

Your network contains an Active Directory domain named contoso.com. Domain controllers run either Windows Server 2008, Windows Server 2008 R2, or Windows Server 2012. You have a Password Settings object (PSOs) named PSO1. You need to view the settings of PSO1. Which tool should you use?

- A. Get-ADFineGrainedPasswordPolicy
- B. Get-ADAccountResultantPasswordReplicationPolicy
- C. Get-ADDomainControllerPasswordReplicationPolicy
- D. Get-ADDefaultDomainPasswordPolicy

Correct Answer: A

Section: (none)

Explanation

QUESTION 71

Computer1 is located in an OU, and the GPO1, User1 is another OU, and as GPO2, to ensure you can apply GPO1 to User1 should be how to do?

- A. Security filtering
- B. Inheritance
- C. Gpupdate
- D. GPO

Correct Answer: A

Section: (none)

Explanation

QUESTION 72

Your network contains an Active Directory domain named contoso.com. All client computers run Windows 8 Pro. You have a Group Policy object (GPO) named GP1. GP1 is linked to the domain. GP1 contains the Windows Internet Explorer 10 and 11 Internet Settings. The settings are shown in the exhibit.



Users report that when they open Windows Internet Explorer, the home page is NOT set to <http://www.contoso.com>.

You need to ensure that the home page is set to <http://www.contoso.com> the next time users log on to the domain. What should you do?

A. On each client computer, run `gpupdate.exe`.

- B. Open the Internet Explorer 10 and 11 Internet Settings, and then press F5.
- C. Open the Internet Explorer 10 and 11 Internet Settings, and then modify the Tabs settings.
- D. On each client computer, run Invoke-GPupdate.

Correct Answer: A

Section: (none)

Explanation

QUESTION 73

Your network contains an Active Directory domain named contoso.com. The domain contains 30 organizational units (OUs). You need to ensure that a user named User1 can link Group Policy Objects (GPOs) in the domain. What should you do?

- A. From the Active Directory Users and Computers, add User1 to the Network Configuration Operators group.
- B. From the Group Policies Management, click the contoso.com node and modify the Delegation settings.
- C. From the Group Policies Management, click the Group policy Objects node and modify the Delegation settings.
- D. From the Active Directory Users and Computers, add User1 to the Group Policy Creator Owners group.

Correct Answer: B

Section: (none)

Explanation

QUESTION 74

Your network contains two Active Directory forests named contoso.com and adatum.com. All domain controllers run Windows Server 2012. The adatum.com domain contains a Group Policy object (GPO) named GPO1. An administrator from adatum.com backs up GPO1 to a USB flash drive. You have a domain controller named dc1.contoso.com. You insert the USB flash drive in dc1.contoso.com. You need to identify the domain-specific reference in GPO1. What should you do?

- A. From Group Policy Management, run the Group Policy Results Wizard.
- B. From the Migration Table Editor, click Populate from GPO.
- C. From Group Policy Management, run the Group Policy Modeling Wizard.
- D. From the Migration Table Editor, click Populate from Backup.

Correct Answer: D

Section: (none)

Explanation

QUESTION 75

Your network contains an Active Directory domain named contoso.com. All client computers run Windows Vista Service Pack 2 (SP2). All client computers are in an organizational unit (OU) named OU1. All user accounts are in an OU named OU2. All users log on to their client computer by using standard user accounts. A Group Policy object (GPO) named GPO1 is linked to OU1. A GPO named GP02 is linked to OU2. You need to apply advanced audit policy settings to all of the client computers. What should you do?

- A. In GPO1, configure a startup script that runs auditpol.exe.
- B. In GPO2, configure a logon script that runs auditpol.exe.
- C. In GPO1, configure the Advanced Audit Policy Configuration settings.
- D. In GPO2, configure the Advanced Audit Policy Configuration settings.

Correct Answer: A

Section: (none)

Explanation

QUESTION 76

Your network contains an Active Directory domain named contoso.com. Domain controllers run either Windows Server 2008, Windows Server 2008 R2, or Windows Server 2012. You have a Password Settings object (PSOs) named PSO1. You need to view the settings of PSO1. Which tool should you use?

- A. Group Policy Management
- B. Get-ADFineGrainedPasswordPolicy
- C. Get-ADDefaultDomainPasswordPolicy
- D. Server Manager

Correct Answer: B

Section: (none)

Explanation

QUESTION 77

You have a server named Server1 that runs Windows Server 2012. Server1 has the Remote Access server role installed. On Server1, you create a network policy named Policy1. You need to configure Policy1 to apply only to VPN connections that use the L2TP protocol. What should you configure in Policy1?

- A. The Tunnel Type
- B. The Service Type
- C. The NAS Port Type
- D. The Framed Protocol

Correct Answer: A

Section: (none)

Explanation

QUESTION 78

Your network contains an Active Directory domain named contoso.com. You have a standard primary zone names contoso.com. You need to ensure that only users who are members of a group named Group1 can create DNS records in the contoso.com zone. All other users must be prevented from creating, modifying, or deleting DNS records in the zone. What should you do first?

- A. Run the Zone Signing Wizard for the zone.
- B. From the properties of the zone, change the zone type.
- C. Run the new Delegation Wizard for the zone.
- D. From the properties of the zone, modify the Start of Authority (SOA) record.

Correct Answer: B

Section: (none)

Explanation

QUESTION 79

The contoso.com domain contains a DNS server named Server1 that host a primary zone. Server2 contains a secondary zone for the contoso.com domain. You need to configure how long Server2 queries Server1 to renew the zone. What should you configure?

- A. Refresh interval
- B. Restart DNS
- C. Forwarders
- D. Stub zone

Correct Answer: A

Section: (none)

Explanation

QUESTION 80

You have a server named Server1 that runs Windows Server 2012. Server1 has the Remote Access server role installed. On Server1, you create a network policy named PPTP_Policy. You need to configure PPTP_Policy to apply only to VPN connections that use the PPTP protocol. What should you configure in PPTP_Policy?

- A. The Service Type
- B. The Tunnel Type

- C. The Framed Protocol
- D. The NAS Port Type

Correct Answer: B

Section: (none)

Explanation

Explanation/Reference:

QUESTION 81

Your network contains an Active Directory domain named contoso.com. All client computers run Windows 8. Your company has users who work from home. Some of the home users have desktop computers. Other home users have laptop computers. All of the computers are joined to the domain. All of the computer accounts are members of a group named Group1. Currently, the home users access the corporate network by using a PPTP VPN. You implement DirectAccess by using the default configuration and you specify Group1 as the DirectAccess client group. The home users who have desktop computers report that they cannot use DirectAccess to access the corporate network. The home users who have laptop computers report that they can use DirectAccess to access the corporate network. You need to ensure that the home users who have desktop computers can access the network by using DirectAccess. What should you modify?

- A. The security settings of the computer accounts for the desktop computers
- B. The membership of the RAS and IAS Servers group
- C. The WMI filter for Direct Access Client Settings GPO
- D. The conditions of the Connections to Microsoft Routing and Remote Access server policy

Correct Answer: C

Section: (none)

Explanation

Explanation/Reference:

QUESTION 82

Your network contains a single Active Directory domain named contoso.com. The domain contains a domain controller named DC1 that hosts the primary DNS zone for contoso.com. All servers dynamically register their host names. You install the new Web servers that host identical copies of your company's intranet website. The servers are configured as shown in the following table.

Server Name	IP address
WEB1.contoso.com	10.0.0.20
WEB2.contoso.com	10.0.0.21

You need to use DNS records to load balance name resolution queries for intranet.contoso.com between the two Web servers. What is the minimum

number of DNS records that you should create manually?

- A. 1
- B. 2
- C. 3
- D. 4

Correct Answer: B

Section: (none)

Explanation

QUESTION 83

You have a Direct Access Server named Server1 running Server 2012. You need to add prevent users from accessing websites from an Internet connection. What should you configure?

- A. Split Tunneling
- B. Security Groups
- C. Force Tunneling
- D. Network Settings

Correct Answer: C

Section: (none)

Explanation

QUESTION 84

Your network contains an Active Directory domain named contoso.com. The domain does not contain a certification authority (CA). All servers run Windows Server 2012. All client computers run Windows 8. You need to add a data recovery agent for the Encrypting File System (EFS) to the domain. Which two actions should you perform? (Each correct answer presents part of the solution. Choose two).

- A. From the Default Domain Controllers policy, select Create Data Recovery Agent.
- B. From the Default Domain Controllers policy, select Add Data Recovery Agent.
- C. From Windows PowerShell, run Get-Certificate.
- D. From the Default Domain Policy, select Add Data Recovery Agent.
- E. From a command prompt, run cipher.exe.
- F. From the Default Domain Policy, select Create Data Recovery Agent.

Correct Answer: DE

Section: (none)

Explanation

QUESTION 85

Your network contains an Active Directory domain named contoso.com. The domain functional level is Windows Server 2008. All domain controllers run Windows Server 2008 R2. The domain contains a file server named Server1 that runs Windows Server 2012. Server1 has a BitLocker Drive Encryption (BitLocker)-encrypted drive. Server1 uses a trusted Platform Module (TPM) chip. You enable the Turn on TPM backup to Active Directory Domain Services policy setting by using a Group Policy object (GPO). You need to ensure that you can back up the BitLocker recovery information to Active Directory. What should you do?

- A. Upgrade a domain controller to Windows 2012.
- B. Enable the Store BitLocker recovery information in the Active Directory Services (Windows Server2008 and Windows Vista) policy settings.
- C. Raise the forest functional level to Windows 2008 R2.
- D. Add a BitLocker data recovery agent

Correct Answer: B

Section: (none)

Explanation

QUESTION 86

Your network contains an Active Directory domain named contoso.com. The domain does not contain a certification authority (CA). All servers run Windows Server 2012. All client computers run Windows 8. You need to add a data recovery agent for the Encrypting File System (EFS) to the domain. Which two actions should you perform? (Each correct answer presents part of the solution. Choose two.)

- A. From Windows PowerShell, run Get-Certificate.
- B. From the Default Domain Controllers Policy, select Create Data Recovery Agent.
- C. From the Default Domain Policy, select Add Data Recovery Agent.
- D. From a command prompt, run cipher.exe.
- E. From the Default Domain Policy, select Create Data Recovery Agent.
- F. From the Default Domain Controllers Policy, select Add Data Recovery Agent.

Correct Answer: CD

Section: (none)

Explanation

QUESTION 87

Your network contains an Active Directory domain named contoso.com. The domain contains three domain controllers. The domain controllers are configured as shown in the following table.

Domain controller name	Operating system	Operations master role
Server1	Windows Server 2008 R2	PDC emulator Infrastructure master
Server2	Windows Server 2008 R2	RID master
Server3	Windows Server 2012	Schema master

You are creating a Distributed File System (DFS) namespace as shown in the exhibit.

Namespace Type

Steps:

- Namespace Server
- Namespace Name and Settings
- Namespace Type**
- Review Settings and Create Namespace
- Confirmation

Select the type of namespace to create.

☒ **Domain-based namespace**

A domain-based namespace is stored on one or more namespace servers and in Active Directory Domain Services. You can increase the availability of a domain-based namespace by using multiple servers. When created in Windows Server 2008 mode, the namespace supports increased scalability and access-based enumeration.

☐ Enable Windows Server 2008 mode

Preview of domain-based namespace:
\\contoso.com\\Public

☐ **Stand-alone namespace**

A stand-alone namespace is stored on a single namespace server. You can increase the availability of a stand-alone namespace by hosting it on a failover cluster.

Preview of stand-alone namespace:
\\server3\\Public

< Previous Next > Cancel

You need to identify which configuration prevents you from creating a DFS namespace in Windows Server 2008 mode. Which configuration should you identify?

- A. The location of the PDC emulator role
- B. The functional level of the domain
- C. The operating system on Server1 and Server3
- D. The location of the RID master role

Correct Answer: B

Section: (none)

Explanation

QUESTION 88

Your domain contains a Windows 8 computer named Computer1 using BitLocker. The E:\ drive is encrypted and currently locked. You need to unlock the E:\ drive with the recovery key stored on C:\. What should you run?

- A. Unlock-BitLocker
- B. Suspend-BitLocker
- C. Enable-BitLockerAutoUnloc
- D. Disable-BitLocker

Correct Answer: A

Section: (none)

Explanation

QUESTION 89

On the DFS replication you receive a wrap error on the sysvol on domain controller 4. Which 3 steps should you do to recover this error in the correct order?

- A. Stop FSR
- B. Start FSR
- C. Edit the computer object in AD
- D. Edit the registry
- E. Stop DFSR
- F. Start DFSR

Correct Answer: ABD

Section: (none)

Explanation

QUESTION 90

Your network contains an Active Directory domain named contoso.com. The domain functional level is Windows Server 2008. All domain controllers run Windows Server 2008 R2. The domain contains a file server named Server1 that runs Windows Server 2012. Server1 has a BitLocker Drive Encryption (BitLocker)-encrypted drive. Server1 uses a Trusted Platform Module (TPM) chip. You enable the Turn on TPM backup to Active Directory Domain Services policy setting by using a Group Policy object (GPO). You need to ensure that you can back up the BitLocker recovery information to Active

Directory. What should you do?

- A. Raise the forest functional level to Windows Server 2008 R2.
- B. Enable the Configure the level of TPM owner authorization information available to the operating system policy setting and set the Operating system managed TPM authentication level to None.
- C. Add a BitLocker data recovery agent.
- D. Import the TpmSchemaExtension.Idf and TpmSchemaExtensionACLChanges.Idf schema extensions to the Active Directory schema.

Correct Answer: D

Section: (none)

Explanation

QUESTION 91

Your network contains an Active Directory domain named contoso.com. The domain contains 2 WSUS servers, ServerA and ServerB. ServerB is a replica server of ServerA. You need to configure WSUS to report data from SERVERB to SERVERA. What should you configure?

- A. Update Reports
- B. Synchronization
- C. Computer Groups
- D. Reporting Rollup

Correct Answer: D

Section: (none)

Explanation

QUESTION 92

Your network contains an Active Directory domain named adatum.com. Client computers are deployed by using Windows Deployment Services (WDS). From Active Directory Users and Computers on a domain controller named DO, you attempt to create a new computer account as shown in the exhibit.



New Object - Computer

Create in: adatum.com/Computers

Computer name:

Computer name (pre-Windows 2000):

The following user or group can join this computer to a domain.

User or group:

Default: Domain Admins Change...

☐ Assign this computer account as a pre-Windows 2000 computer

OK Cancel Help

You need to ensure that you configure computer accounts as managed accounts when you create the computer accounts from Active Directory Users and Computers. What should you do on DC1?

- A. Install the User Interfaces and Infrastructure feature.
- B. From the View menu in Active Directory Users and Computers, select Users, Contacts, Groups, and Computers as containers.
- C. Install the Windows Deployment Services Tools role administration tool.
- D. From the View menu in Active Directory Users and Computers, select Advanced Features.

Correct Answer: C

Section: (none)

Explanation

QUESTION 93

You have a server named Server1 that runs Windows Server 2012. On Server1, you configure a custom Data Collector Set (DCS) named DCS1. You need to ensure that all performance log data that is older than 30 days is deleted automatically. What should you configure?

- A. a File Server Resource Manager (FSRM) quota on the %Systemdrive%\PerfLogs folder
- B. a schedule for DCS1
- C. the Data Manager settings of DCS1
- D. a File Server Resource Manager (FSRM) file screen on the %Systemdrive%\PerfLogs folder

Correct Answer: C

Section: (none)

Explanation

QUESTION 94

You have a server named Server1 that runs Windows Server 2012. You create a custom Data Collector Set (DCS) named DCS1.

You need to configure DCS1 to meet the following requirements:

- Automatically run a program when the amount of total free disk space on Server1 drops below 10 percent of capacity.
- Log the current values of several registry settings.

Which two should you configure in DCS1? (Each correct answer presents part of the solution. Choose two.)

- A. System configuration information
- B. A performance counter
- C. Event trace data
- D. A Performance Counter Alert

Correct Answer: AD

Section: (none)

Explanation

Explanation/Reference:

QUESTION 95

Your network contains an Active Directory domain named contoso.com. All client computers connect to the Internet by using a server that has Microsoft Forefront Threat Management Gateway (TMG) installed. You deploy a server named Server1 that runs Windows Server 2012. You install the Windows Server Update Services server role on Server1. From the Windows Server Update Services Configuration Wizard, you click Start Connecting and you receive an HTTP error message. You need to configure Server1 to download Windows updates from the Internet. What should you do?

- A. From the Update Services console, modify the Synchronization Schedule options.
- B. From Windows Internet Explorer, modify the Connections settings.
- C. From Windows Internet Explorer, modify the Security settings.
- D. From the Update Services console, modify the Update Source and Proxy Server options.

Correct Answer: D

Section: (none)

Explanation

QUESTION 96

You have a VHD that contains an image of Windows Server 2012. You plan to apply updates to the image. You need to ensure that only updates that can install without requiring a restart are installed. Which DISM option should you use?

- A. /PreventPending
- B. /Apply-Unattend
- C. /Cleanup-Image
- D. /Add-ProvisionedAppxPackage

Correct Answer: A

Section: (none)

Explanation

QUESTION 97

Your network contains an Active Directory domain named adatum.com. The domain contains a server named WDS1 that runs Windows Server 2012. You install the Windows Deployment Services server role on WDS1. You have a virtual machine named VM1 that runs Windows Server 2012. VM1 has several line-of-business applications installed. You need to create an image of VM1 by using Windows Deployment Services. Which type of image should you add to VM1 first?

- A. Capture
- B. Install
- C. Discovery
- D. Boot

Correct Answer: D

Section: (none)

Explanation

QUESTION 98

You have a VHD that contains an image of Windows Server 2012. You need to apply an update package to the image. Which DISM option should you use?

- A. /Add-ProvisionedAppxPackage
- B. /Cleanup-Image
- C. /Add-Package
- D. /Apply-Unattend

Correct Answer: C

Section: (none)

Explanation

QUESTION 99

Your network contains an Active Directory domain named contoso.com. The domain contains a server named Server1 that runs Windows Server 2012 and a server named Server2 that has the File Services server role installed. You install the Windows Deployment Services server role on Server1. You plan to use Server2 as a reference computer. You need to create an image of Server2 by using Windows Deployment Services. Which type of image should you add to Server1 first?

- A. Boot
- B. Discovery
- C. Install
- D. Capture

Correct Answer: A

Section: (none)

Explanation

QUESTION 100

You have Site1 with 400 desktops and Site2 with 150 desktops. You have a WSUS Server to deploy updates for both sites. You need to make sure that all computers in the same site will have the same updates. What should you configure?

- A. Computer Groups
- B. Security Groups
- C. Synchronization Options
- D. Classifications

Correct Answer: A

Section: (none)
Explanation

Exam C

QUESTION 1

You have a WDS server named Server1 on Windows Server 2012. You need to automate the WDS deployment. Which Tab should you configure?

- A. Boot Properties
- B. Client Properties
- C. Network Settings
- D. PXE Response Settings

Correct Answer: B

Section: (none)

Explanation

QUESTION 2

You are an admin. You have wsus with 2 sites which contain computers. You want to have the ability to update the computers per site or together. Which 3 steps do you do?

- A. Create computer groups in wsus
- B. Create synchronization options
- C. Create GPO and configure updates
- D. Under Tasks, click Synchronize now

Correct Answer: ABC

Section: (none)

Explanation

QUESTION 3

Which of the options should you configure for a WDS pre-staged computer name? You should select 2 of the 4 check boxes.

- A. GUID or MAC-address preceding with nulls
- B. WdsClientUnattend
- C. Give the minimum required permission to a user who wants to promote a RODC.
- D. ReferralServer

Correct Answer: AC

Section: (none)

Explanation

QUESTION 4

You have a server named Admin1 that runs Windows Server 2012. On Admin1, you configure a custom Data Collector Set (DCS) named DCS1. DCS1 is configured to store performance log data in C:\Logs. You need to ensure that the contents of C:\Logs are deleted automatically when the folder reaches 100 MB in size. What should you configure?

- A. A File Server Resource Manager (FSRM) quota on the C:\Logs folder
- B. A File Server Resource Manager (FSRM) file screen on the C:\Logs folder
- C. A schedule for DCS1
- D. The Data Manager settings of DCS1

Correct Answer: D

Section: (none)

Explanation

QUESTION 5

Your network contains an Active Directory domain named contoso.com. The domain contains a server named Server1 that runs Windows Server 2012 and a server named Server2 that has the File Services server role installed. You install the Windows Deployment Services server role on Server1. You plan to use Server2 as a reference computer. You need to create an image of Server2 by using Windows Deployment Services. Which type of image should you add to Server1 first?

- A. Install
- B. Boot
- C. Discovery
- D. Capture

Correct Answer: B

Section: (none)

Explanation

QUESTION 6

Your network contains an Active Directory domain named contoso.com. The domain contains a server named Server1 that runs Windows Server 2012. Server1 has the DHCP Server role installed. The network contains 400 client computers that run Windows 8. All of the client computers are joined to the domain and are configured DHCP clients. You install a new server named Server2 that runs Windows Server 2012. On Server2, you install the Network Policy Server role service and you configure Network Access Protection (NAP) to use the DHCP enforcement method. You need to ensure that Server1 only provides a valid default gateway to computers that pass the system health validation. Which two actions should you perform? (Each correct answer presents part of the solution. Choose two.)

- A. From the DHCP console, configure the 016 Swap Server option.
- B. From the DHCP console, create a new policy.
- C. From the NAP Client Configuration console, enable the DHCP Quarantine Enforcement Client.
- D. From the DHCP console, enable NAP on all scopes.
- E. From Server Manager, install the Network Policy Server role service.

Correct Answer: DE

Section: (none)

Explanation

QUESTION 7

You work as a network administrator at EnsurePass.com. EnsurePass.com has an Active Directory Domain Services (AD DS) domain name EnsurePass.com. All servers in the EnsurePass.com domain have Microsoft Windows Server 2012 R2 installed.

The computer accounts for all file servers are located in an organizational unit (OU) named DataOU.

You are required to track user access to shared folders on the file servers.

Which of the following actions should you consider?

- A. You should configure auditing of Account Logon events for the DataOU.
- B. You should configure auditing of Object Access events for the DataOU.
- C. You should configure auditing of Global Object Access Auditing events for the DataOU.
- D. You should configure auditing of Directory Service Access events for the DataOU.
- E. You should configure auditing of Privilege Use events for the DataOU.

Correct Answer: B

Section: (none)

Explanation

Explanation/Reference:

QUESTION 8

You have installed Routing and Remote Access on Server1 what should you configure next to use it as a NAT server.

- A. Add New Interface
- B. Create Static Route
- C. Configure the IPv4 DHCP Relay Agent

D. Configure the IPv6 DHCP Relay Agent

Correct Answer: A

Section: (none)

Explanation

QUESTION 9

You deploy two servers named Server1 and Server2. You install Network Policy Server (NPS) on both servers. On Server1, you configure the following NPS settings:

- RADIUS Clients
- Network Policies
- Connection Request Policies
- SQL Server Logging Properties

You export the NPS configurations to a file and import the file to Server2. You need to ensure that the NPS configurations on Server2 are the same as the NPS configurations on Server1. Which settings should you manually configure on Server2?

- A. SQL Server Logging Properties
- B. Connection Request Policies
- C. RADIUS Clients
- D. Network Policies

Correct Answer: A

Section: (none)

Explanation

Explanation/Reference:

QUESTION 10

Force an authoritative and non-authoritative synchronization for DFSR-replicated SYSVOL

- A. dfsgui.msc
- B. ultrasound
- C. rplmon
- D. frsutil

Correct Answer: C

Section: (none)

Explanation

QUESTION 11

I am using a Domain Admins account to run the console and the service is running under local system. I try approve Requests from Pending devices, then I got notice Access Denied, (Windows Server 2003 R2). And why Architecture x64, clients are x86? Is that the reason and how to fix it?

- A. Open WDS and right click on the server and select properties. Then click on the tab "PXE Response settings" and select respond to all (known and unknown) client. And also select the little checkbox below.
- B. You need to grant permissions on the OU in which you want to create machine accounts for the WDS Server Machine Account.
- C. To grant permissions to approve a pending computer.
Open Active Directory Users and Computers.
Right-click the OU where you are creating prestaged computer accounts, and then select Delegate Control.
On the first screen of the wizard, click Next.
Change the object type to include computers.
Add the computer object of the Windows Deployment Services server, and then click Next.
Select Create a Custom task to delegate.
Select Only the following objects in the folder. Then select the Computer Objects check box, select Create selected objects in this folder, and click Next. In the Permissions box, select the Write all Properties check box, and click Finish.
- D. Define the OU path to add systems in WDS.
Delegate Computer object create or greater rights to the WDS server for the OU. Delegate computer object create rights to your account or simply use a domain admin account to logon.

Correct Answer: C

Section: (none)

Explanation

QUESTION 12

Force an authoritative and non-authoritative synchronization for DFSR-replicated SYSVOL

- A. ldp
- B. dfsgui.msc
- C. ultrasound
- D. rplmon

Correct Answer: D

Section: (none)

Explanation

QUESTION 13

How to give the minimum required permission to a user who wants to promote a RODC.

- A. member of the Domain Admins group
- B. allowed to attach the server to the RODC computer account
- C. Local admin
- D. organization admin

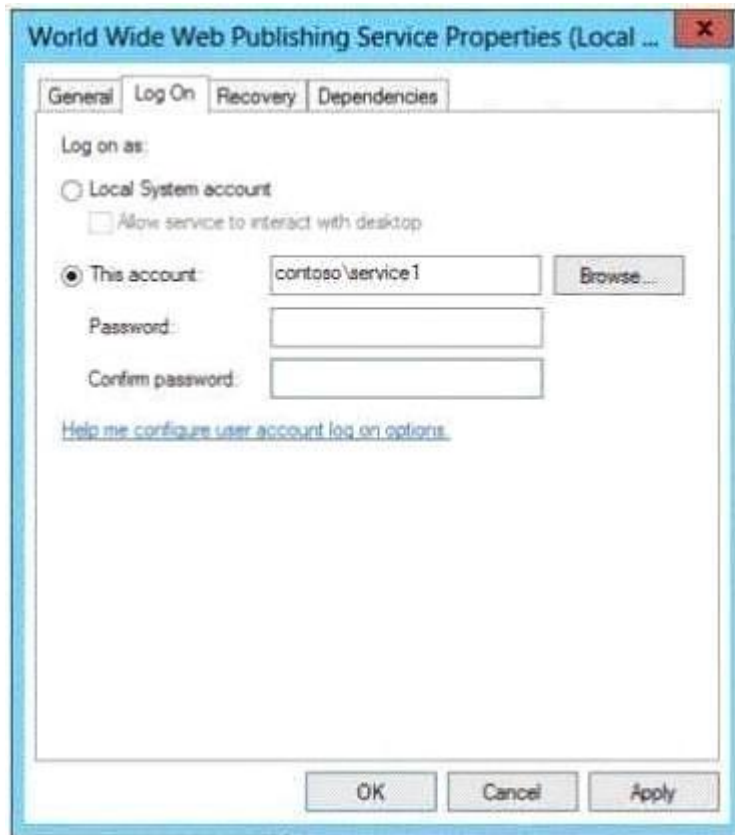
Correct Answer: BC

Section: (none)

Explanation

QUESTION 14

Your network contains an Active Directory domain named contoso.com. The domain contains a member server named Server1. Server1 has the Web Server (IIS) server role installed. On Server1, you install a managed service account named Service1. You attempt to configure the World Wide Web Publishing Service as shown in the exhibit.



You receive the following error message: "The account name is invalid or does not exist, or the password is invalid for the account name specified." You need to ensure that the World Wide Web Publishing Service can log on by using the managed service account. What should you do?

- A. Specify contoso\service1\$ as the account name.
- B. Specify service1@contoso.com as the account name.
- C. Reset the password for the account.
- D. Enter and confirm the password for the account.

Correct Answer: A

Section: (none)

Explanation

QUESTION 15

Your network contains an Active Directory domain named contoso.com. All domain controllers run Windows Server 2008 R2. The domain contains three servers that run Windows Server 2012. The servers are configured as shown in the following table.

Server name	Configuration
Server1	Web Server (IIS) server role
Server2	Web Server (IIS) server role
Server3	Microsoft SQL Server

Server1 and Server2 are configured in a Network Load Balancing (NLB) cluster. The NLB cluster hosts a website named Web1 that uses an application pool named App1. Web1 uses a database named DB1 as its data store. You create an account named User1. You configure User1, as the identity of App1. You need to ensure that contoso.com domain users accessing Web1 connect to DB1 by using their own credentials. Which two actions should you perform? (Each correct answer presents part of the solution. Choose two.)

- A. Configure the delegation settings of Server3.
- B. Create a Service Principal Name (SPN) for User1.
- C. Configure the delegation settings of User1.
- D. Create a matching Service Principal Name (SPN) for Server1 and Server2.
- E. Configure the delegation settings of Server1 and Server2.

Correct Answer: BE

Section: (none)

Explanation

QUESTION 16

Your network contains an Active Directory domain named contoso.com. The domain contains a domain controller named DC4 that runs Windows Server 2012. You create a DCCloneConfig.xml file. You need to clone DC4. Where should you place DCCloneConfig.xml on DC4?

- A. %Systemroot%\SYSVOL
- B. %Programdata%\Microsoft
- C. %Systemroot%\NTDS
- D. %Systemdrive%

Correct Answer: C

Section: (none)

Explanation

QUESTION 17

Your network contains an Active Directory domain named contoso.com. The domain contains a domain controller named DC1. On DC1, you add a new volume and you stop the Active Directory Domain Services (AD DS) service. You run ntdsutil.exe and you set NTDS as the active instance. You need to move the Active Directory database to the new volume. Which Ntdsutil context should you use?

- A. Configurable Settings
- B. Partition management
- C. IFM
- D. Files

Correct Answer: D

Section: (none)

Explanation

QUESTION 18

Your network contains an Active Directory domain named contoso.com. All domain controllers run Windows Server 2012. On all of the domain controllers, Windows is installed in C:\Windows and the Active Directory database is located in D:\Windows\NTDS\. All of the domain controllers have a third-party application installed. The operating system fails to recognize that the application is compatible with domain controller cloning. You verify with the application vendor that the application supports domain controller cloning. You need to prepare a domain controller for cloning. What should you do?

- A. In the root of a USB flash drive, add the application information to an XML file named DefaultDCCloneAllowList.xml.
- B. In C:\Windows\system32\sysprep\actionfiles\, add the application information to an XML file named Specialize .xml.
- C. In D:\Windows\NTDS\, create an XML file named CustomDCCloneAllowList.xml and add the application information to the file.
- D. In C:\Windows\system32\sysprep\actionfiles\add the application information to an XML file named Respecialize .xml.

Correct Answer: C

Section: (none)

Explanation

QUESTION 19

Your network contains an Active Directory domain named adatum.com. The domain contains a domain controller named DC1. On DC1, you create a new volume named

E. You restart DC1 in Directory Service Restore Mode. You open ntdsutil.exe and you set NTDS as the active instance. You need to move the Active Directory logs to E:\NTDS\. Which Ntdsutil context should you use?

- A. IFM
- B. Configurable Settings
- C. Partition management
- D. Files

Correct Answer: D

Section: (none)

Explanation

QUESTION 20

The contoso.com domain contains 2 domain controllers running Server 2012, AD recycle bin is enabled for the domain. DC1 is configured to take AD snapshots daily, DC2 is set to take snapshots weekly. Someone deletes a group containing 100 users, you need to recover this group. What should you do?

- A. Authoritative Restore
- B. Non Authoritative Restore
- C. Tombstone Reanimation
- D. Modify attribute isdeleted=true

Correct Answer: C

Section: (none)

Explanation

QUESTION 21

You have a RODC named Server1 running Server 2012. You need to add a RODC Administrator. How do you complete the task?

- A. dsmsgmt.exe
- B. ntdsutil
- C. Add user to Local Administrator Group on Server1
- D. Use Security Group and modify RODC Delegated Administrator

Correct Answer: D

Section: (none)

Explanation

Explanation/Reference:

QUESTION 22

Your network contains an Active Directory domain named contoso.com. All domain controllers run Windows Server 2012. In a remote site, a support technician installs a server named DC10 that runs Windows Server 2012. DC10 is currently a member of a workgroup. You plan to promote DC10 to a read-only domain controller (RODC). You need to ensure that a user named Contoso/User1 can promote DC10 to a RODC in the contoso.com domain. The solution must minimize the number of permissions assigned to User1. What should you do?

- A. Join DC10 to the domain. Modify the properties of the DC10 computer account.
- B. From Active Directory Administrative Center, pre-create an RODC computer account.
- C. Join DC10 to the domain. Run dsmod and specify the /server switch.
- D. From Active Directory Administrative Center, modify the security settings of the Domain Controllers organizational unit (OU).

Correct Answer: B

Section: (none)

Explanation

QUESTION 23

Your network contains an Active Directory forest named contoso.com. All servers run Windows Server 2012. You need to create a custom Active Directory application partition. Which tool should you use?

- A. Dsadd
- B. Dsmod
- C. Netdom
- D. Ntdsutil

Correct Answer: D

Section: (none)

Explanation

QUESTION 24

Your network contains an Active Directory domain named contoso.com. All domain controllers run Windows Server 2012. The domain contains two servers. The servers are configured as shown in the following table.

Server name	Operating system	Role
Server1	Windows Server 2012	Web Server (IIS) server role Network Load Balancing (NLB) feature
Server2	Windows Server 2012	Web Server (IIS) server role Network Load Balancing (NLB) feature

Server1 and Server2 host a load-balanced website named Web1. Web1 runs by using an application pool named WebApp1. WebApp1 uses a group Managed Service Account named gMSA1 as its identity. Domain users connect to Web1 by using either the name webl.contoso.com or the alias myweb.contoso.com. You discover the following:

- When the users access Web1 by using webl.contoso.com, they authenticate by using Kerberos.
- When the users access Web1 by using myweb.contoso.com, they authenticate by using NTLM.

You need to ensure that the users can authenticate by using Kerberos when they connect by using myweb.contoso.com. What should you do?

- A. Modify the properties of the WebApp1 application pool.
- B. Run the Add-ADComputerServiceAccount cmdlet.
- C. Modify the properties of the Web1 website.
- D. Modify the properties of the gMSA1 service account.

Correct Answer: B

Section: (none)

Explanation

Explanation/Reference:

QUESTION 25

How to configure IIS to change the authentication (kerberos or ntlm)

Solution:

```
cscript adsutil.vbs set w3svc/WebSite/root/NTAuthenticationProviders "Negotiate,NTLM"
```

- A. True
- B. False

Correct Answer: A

Section: (none)

Explanation

QUESTION 26

You need to enable three of your domain controllers as global catalog servers. Where would you configure the domain controllers as global catalogs?

- A. Forest, NTDS settings
- B. Domain, NTDS settings
- C. Site, NTDS settings
- D. Server, NTDS settings

Correct Answer: D

Section: (none)

Explanation

QUESTION 27

You are the network administrator for your organization. Your company uses a Windows Server 2012 Enterprise certification authority to issue certificates. You need to start using key archival. What should you do?

- A. Implement a distribution CRL.
- B. Install the smart card key retrieval.
- C. Implement a Group Policy object (GPO) that enables the Online Certificate Status Protocol (OCSP) responder.
- D. Archive the private key on the server.

Correct Answer: D

Section: (none)

Explanation

Explanation/Reference:

QUESTION 28

You want to change the memory of a virtual machine that is currently powered up. What does he need to do?

- A. Shut down the virtual machine, use the virtual machine's settings to change the memory, and start it again.
- B. Use the virtual machine's settings to change the memory.
- C. Pause the virtual machine, use the virtual machine's settings to change the memory, and resume it.

D. Save the virtual machine, use the virtual machine's settings to change the memory, and resume it.

Correct Answer: A

Section: (none)

Explanation

QUESTION 29

You need to stop an application from running in Task Manager. Which tab would you use to stop an application from running?

- A. Performance
- B. Users
- C. Options
- D. Details

Correct Answer: D

Section: (none)

Explanation

QUESTION 30

You upgraded all of your locations to Windows Server 2012 and implemented the routing capability built into the servers. You chose to implement RIP. After implementing the routers, you discover that routes that you don't want your network to consider are updating your RIP routing tables. What can you do to control which networks the RIP routing protocol will communicate with on your network?

- A. Configure TCP/IP filtering.
- B. Configure RIP route filtering.
- C. Configure IP packet filtering.
- D. Configure RIP peer filtering.
- E. There is no way to control this behavior.

Correct Answer: B

Section: (none)

Explanation

QUESTION 31

Your company has offices in five locations around the country. Most of the users' activity is local to their own network. Occasionally, some of the users in one location need to send confidential information to one of the other four locations or to retrieve information from one of them. The communication between the remote locations is sporadic and relatively infrequent, so you have configured RRAS to use demand-dial lines to set up the connections. Management's only requirement is that any communication between the office locations be appropriately secured. Which of the following steps should

you take to ensure compliance with this requirement? (Choose all that apply.)

- A. Configure CHAP on all the RRAS servers.
- B. Configure PAP on all the RRAS servers.
- C. Configure MPPE on all the RRAS servers.
- D. Configure L2TP on all the RRAS servers.
- E. Configure MS-CHAPv2 on all the RRAS servers.

Correct Answer: CE

Section: (none)

Explanation

QUESTION 32

Which parameter do you need to use to import GUID and MAC address?

- A. /get-AutoAddDevices
- B. /get-Device
- C. /add
- D. /enable

Correct Answer: B

Section: (none)

Explanation

QUESTION 33

A computer does not support PXE, what kind of image do you need to create?

- A. boot
- B. install
- C. discovery
- D. capture

Correct Answer: C

Section: (none)

Explanation

QUESTION 34

Your network contains an Active Directory domain named contoso.com. All domain controllers run Windows Server 2012. The domain contains two organizational units (OUs) named OU1 and OU2 in the root of the domain. Two Group Policy objects (GPOs) named GPO1 and GPO2 are created. GPO1 is linked to OU1. GPO2 is linked to OU2. OU1 contains a client computer named Computer1. OU2 contains a user named User1. You need to ensure that the GPOs applied to Computer1 are applied to User1 when User1 logs on. What should you configure?

- A. Item-level targeting
- B. Group Policy loopback processing mode
- C. the Enforced setting
- D. Block Inheritance

Correct Answer: B

Section: (none)

Explanation

QUESTION 35

Your network contains an Active Directory domain named contoso.com. The domain contains a server named Server1 that runs Windows Server 2012 and has the DNS Server server role installed. Server1 is configured to delete automatically the DNS records of client computers that are no longer on the network. A technician confirms that the DNS records are deleted automatically from the contoso zone. You discover that the contoso.com zone has many DNS records for servers that were on the network in the past, but have not connected to the network for a long time. You need to set the time stamp for all of the DNS records in the contoso.com zone. What should you do?

- A. From DNS Manager, modify the Advanced settings from the properties of Server1.
- B. From DNS Manager, modify the Zone Aging/Scavenging Properties.
- C. From Windows PowerShell, run the Set-DnsServerZonAging cmdlet.
- D. From Windows PowerShell, run the Set-DnsServerResourceRecordingAging cmdlet.

Correct Answer: D

Section: (none)

Explanation

QUESTION 36

Your network contains an Active Directory domain named contoso.com. The domain contains two member servers named Server1 and Server2. All servers run Windows Server 2012. Server1 has the Windows Server Update Services (WSUS) server role installed. WSUS is configured to use a Windows Internal Database. Server2 has Microsoft SQL Server 2008 R2 Standard deployed. You detach the SUSDB database from Server1 and attach the database to Server2. You need to ensure that Windows Deployment Services (WDS) on Server1 uses the database hosted on Server2. What should you do on Server1?

- A. Configure an ODBC system data source.
- B. Configure an ODBC file data source.

- C. Edit the registry.
- D. Run the wsusutil command.

Correct Answer: C

Section: (none)

Explanation

QUESTION 37

Your network contains a single Active Directory domain named contoso.com. The domain contains a member server named Server1 that runs Windows Server 2012. Server1 has the Windows Server Updates Services server role installed and is configured to download updates from the Microsoft Update servers. You need to ensure that Server1 only downloads Critical Updates from the Microsoft Update servers. What should you do from the Update Services console?

- A. From the Automatic Approvals options, configure the Update Rules settings.
- B. From the Products and Classifications options, configure the Classifications settings.
- C. From the Products and Classifications options, configure the Products settings.
- D. From the Update Files and Languages options, configure the Update Files settings.

Correct Answer: B

Section: (none)

Explanation

QUESTION 38

From where can you enable NAT?

- A. Routing and Remote Access ==> IPv4 ==> Create new Routing Protocol
- B. Missing
- C. Missing
- D. Missing

Correct Answer: A

Section: (none)

Explanation

QUESTION 39

You are the network administrator for a midsize computer company. You have a single Active Directory forest, and your DNS servers are configured as Active Directory Integrated zones. When you look at the DNS records in Active Directory, you notice that there are many records for computers that do not exist on your domain. You want to make sure only domain computers register with your DNS servers. What should you do to resolve this issue?

- A. Set dynamic updates to None.
- B. Set dynamic updates to Nonsecure And Secure.
- C. Set dynamic updates to Domain Users Only.
- D. Set dynamic updates to Secure Only.

Correct Answer: D

Section: (none)

Explanation

QUESTION 40

A system administrator is trying to determine which file system to use for a server that will become a Windows Server 2012 file server and domain controller. The company has the following requirements:

- The file system must allow for file-level security from within Windows 2012 Server.
- The file system must make efficient use of space on large partitions.
- The domain controller SYSVOL must be stored on the partition.

Which of the following file systems meets these requirements?

- A. FAT
- B. FAT32
- C. HPFS
- D. NTFS

Correct Answer: D

Section: (none)

Explanation

Explanation/Reference:

QUESTION 41

You need to create a new user account using the command prompt. Which command would you use?

- A. dsmodify
- B. dscreate
- C. dsnew
- D. dsadd

Correct Answer: D

Section: (none)

Explanation

QUESTION 42

You are hired as a consultant to the ABC Company. The owner of the company complains that she continues to have Desktop wallpaper that she did not choose. When you speak with the IT team, you find out that a former employee created 20 GPOs and they have not been able to figure out which GPO is changing the owner's Desktop wallpaper. How can you resolve this issue?

- A. Run the RSoP utility against all forest computer accounts.
- B. Run the RSoP utility against the owner's computer account.
- C. Run the RSoP utility against the owner's user account.
- D. Run the RSoP utility against all domain computer accounts.

Correct Answer: C

Section: (none)

Explanation

QUESTION 43

You have a Server named Server 1 that has a Server Core Installation on Windows Server 2012. You need to view the time-to-live (TTL) value of a host name that is cached on Server1. What should you run?

- A. dnscacheugc.exe
- B. ipconfig.exe /displaydns
- C. nslookup.exe
- D. Show-DNSserverCache

Correct Answer: D

Section: (none)

Explanation

QUESTION 44

Your network contains an Active Directory domain named contoso.com. The domain contains a RADIUS server named Server1 that runs Windows Server 2012. You add a VPN server named Server2 to the network. On Server1, you create several network policies. You need to configure Server1 to accept authentication requests from Server2. Which tool should you use on Server1?

- A. Add-RemoteAccessRadius

- B. New-NpsRadiusClient
- C. Remote Access Management Console
- D. Routing and Remote Access
- E. Server Manager

Correct Answer: B

Section: (none)

Explanation

QUESTION 45

You have a server that runs Windows Server 2012. You have an offline image named Windows2012.vhd that contains an installation of Windows Server 2012. You plan to apply several updates to Windows2012.vhd. You need to mount Windows2012.vhd to H:\. Which tool should you use?

- A. Device Manager
- B. Diskpart
- C. Mountvol
- D. Server Manager

Correct Answer: B

Section: (none)

Explanation

QUESTION 46

You have a server named Server1 that runs Windows Server 2012. Server1 has 2 dual-core processors and 16 GB of RAM. You install the Hyper-V server role in Server1. You plan to create two virtual machines on Server1. You need to ensure that both virtual machines can use up to 8 GB of memory. The solution must ensure that both virtual machines can be started simultaneously. What should you configure on each virtual machine?

- A. Dynamic Memory
- B. NUMA topology
- C. Memory weight
- D. Resource Control

Correct Answer: A

Section: (none)

Explanation

QUESTION 47

You have a server named Server1 that runs Windows Server 2012. You promote Server1 to domain controller. You need to view the service location (SVR) records that Server1 registers on DNS. What should you do on Server1?

- A. Open the Srv.sys file
- B. Open the Netlogon.dns file
- C. Run ipconfig/displaydns
- D. Run Get-DnsServerDiagnostics

Correct Answer: B

Section: (none)

Explanation

QUESTION 48

Your company has a remote office that contains 600 client computers on a single subnet. You need to select a subnet mask for the network that will support all of the client computers. The solution must minimize the number of unused addresses. Which subnet mask should you select?

- A. 255.255.252.0
- B. 255.255.254.0
- C. 255.255.255.0
- D. 255.255.255.128

Correct Answer: A

Section: (none)

Explanation

QUESTION 49

Your network contains an Active Directory domain named contoso.com. All domain controllers run Windows Server 2012. One of the domain controllers is named DC1. The DNS zone for the contoso.com zone is Active Directory-integrated and has the default settings. A server named Server1 is a DNS server that runs a UNIX-based operating system. You plan to use Server1 as a secondary DNS server for the contoso.com zone. You need to ensure that Server1 can host a secondary copy of the contoso.com zone. What should you do?

- A. From Windows PowerShell, run the Set-DnsServerForwarder cmdlet and specify the contoso.com zone as a target.
- B. From Windows PowerShell, run the Set-DnsServerSetting cmdlet and specify DC1 as a target.
- C. From Windows PowerShell, run the Set-DnsServerPrimaryZone cmdlet and specify the contoso.com zone as a target.
- D. From DNS Manager, modify the Advanced settings of DC1.

Correct Answer: A

Section: (none)

Explanation

QUESTION 50

Your network contains two Active Directory domains named contoso.com and adatum.com. The contoso.com domain contains a server named Server1.contoso.com. The adatum.com domain contains a server named server2.adatum.com. Server1 and Server2 run Windows Server 2012 and have the DirectAccess and VPN (RRAS) role service installed. Server1 has the default network policies and the default connection request policies. You need to configure Server1 to perform authentication and authorization of VPN connection requests to Server2. Only users who are members of Adatum \Group1 must be allowed to connect. Which two actions should you perform on Server1? (Each correct answer presents part of the solution. Choose two.)

- A. Network policies
- B. Connection request policies
- C. Create a network policy.
- D. Create a connection request policy.

Correct Answer: AD

Section: (none)

Explanation

QUESTION 51

Your network contains an Active Directory domain named contoso.com. The domain contains a server named Server1 that runs Windows Server 2012. Server1 has a drive named E that is encrypted by using BitLocker Drive Encryption (BitLocker). A recovery key is stored on drive C. Drive E becomes locked. When you attempt to use the recovery key, you receive the following error message.



You need to access the data stored on drive E. What should you run first?

- A. manage-bde -protectors get e:
- B. manage-bde -unlock e: -recoverykey c:\
- C. disable-bitlocker -mountpoint e:
- D. unlock-bitlocker -mountpoint e: -recoverykeypath c:

Correct Answer: B

Section: (none)

Explanation

Explanation/Reference:

QUESTION 52

Your network contains an Active Directory forest named contoso.com. The forest contains two sites named Main and Branch. The Main site contains 400 desktop computers and the Branch site contains 150 desktop computers. All of the desktop computers run Windows 8. In Main, the network contains a member server named Server1 that runs Windows Server 2012. You install the Windows Server Update Services server role on Server1. You need to ensure that Windows updates obtained from Windows Server Update Services (WSUS) are the same for the computers in each site. You

want to achieve this goal by using the minimum amount of administrative effort. What should you do?

- A. From the Update Services console, create computer groups.
- B. From the Update Services console, configure the Computers options.
- C. From the Group Policy Management console, configure the Windows Update settings.
- D. From the Group Policy Management console, configure the Windows Anytime Upgrade settings.
- E. From the Update Services console, configure the Synchronization Schedule options.

Correct Answer: A

Section: (none)

Explanation

QUESTION 53

Your network contains an Active Directory forest named contoso.com. The forest contains a single domain. All domain controllers run Windows Server 2012. The domain contains two domain controllers. The domain controllers are configured as shown in the following table.

Domain controller name	Server type	Scheduled task
DC1	Physical server	Daily snapshots of Active Directory
DC2	Hyper-V virtual machine	Daily snapshots of the virtual machine Daily backups of the system state

You discover that a support technician accidentally removed 100 users from an Active Directory group named Group1 an hour ago. You need to restore the membership of Group1. What should you do?

- A. Apply a virtual machine snapshot to VM1.
- B. Perform an authoritative restore.
- C. Perform a non-authoritative restore.
- D. Perform tombstone reanimation.

Correct Answer: B

Section: (none)

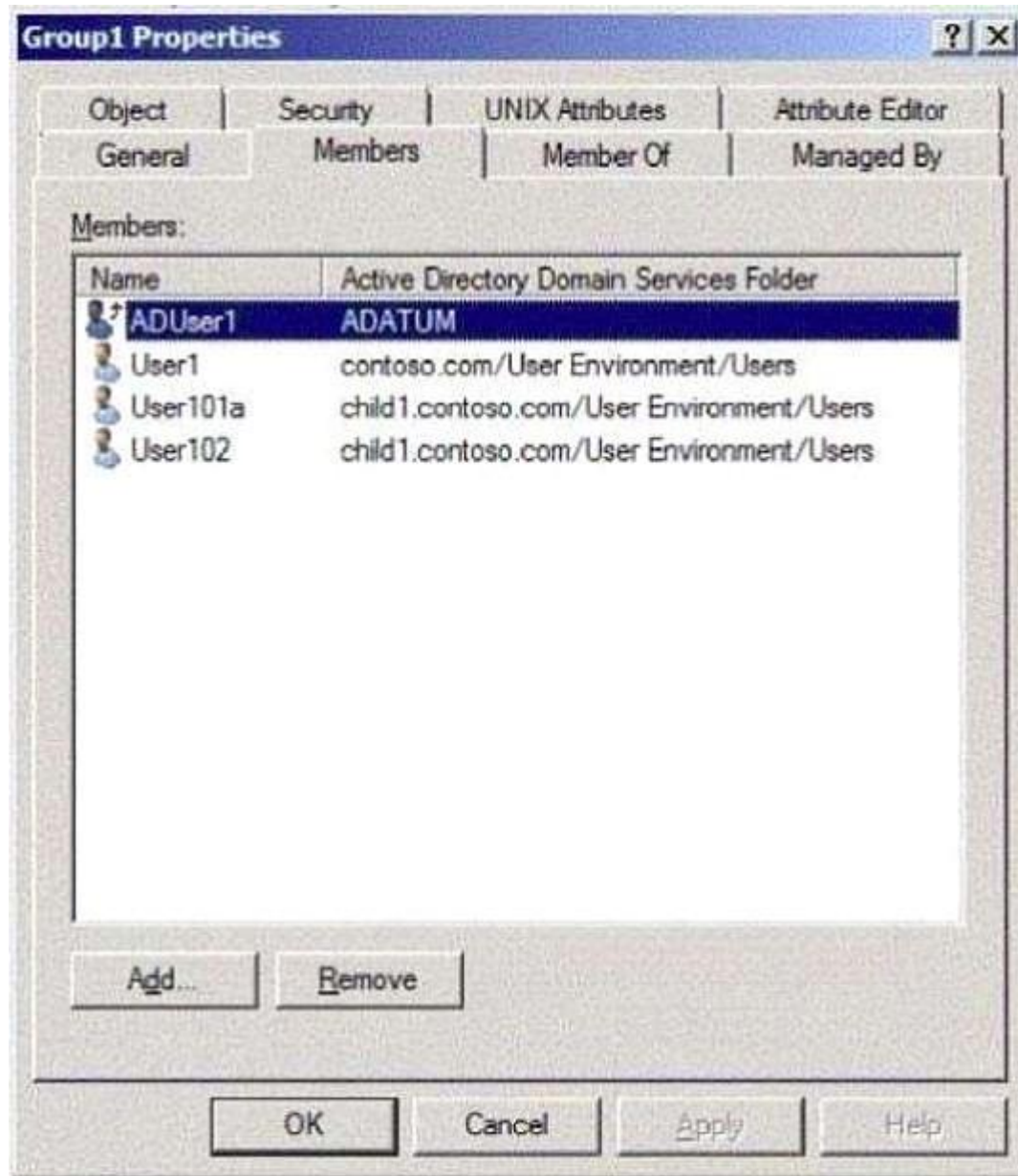
Explanation

QUESTION 54

Your network contains an Active Directory forest named contoso.com. The forest contains two domains named contoso.com and child1.contoso.com. All domain controllers run Windows Server 2012. The domain contains four domain controllers. The domain controllers are configured as shown in the following table.

Domain controller name	Domain name	Role
DC1	Contoso.com	PDC emulator RID master Schema master Domain naming master
DC2	Contoso.com	Infrastructure master
DC10	Child1.contoso.com	PDC emulator RID master
DC11	Child1.contoso.com	Infrastructure master

You open Active Directory Users and Computers on a client computer and connect to DC1. You display the members of a group named Group1 as shown in the Group1 Members exhibit.



When you view the properties of a user named User102, you receive the error message shown in the Error exhibit.



The error message does not display for any other members of Group1. You need to identify which domain controller causes the issue shown in the error message. Which domain controller should you identify?

- A. DC1
- B. DC2
- C. DC10
- D. DC11

Correct Answer: B

Section: (none)

Explanation

QUESTION 55

Your network contains an Active Directory domain named contoso.com. All servers run Windows Server 2012. The domain contains a file server named Server1. All client computers run Windows

8. Users share the client computers and frequently log on to different client computers. You need to ensure that when the users save files in the Documents folder, the files are saved automatically to \\Server1\Users\. The solution must minimize the amount of network traffic that occurs when the users log on to the client computers. What should you do?

- A. From a Group Policy object (GPO), configure the Folder Redirection settings.
- B. From the properties of each user account, configure the Home folder settings.
- C. From the properties of each user account, configure the User profile settings.

D. From a Group Policy object (GPO), configure the Drive Maps preference.

Correct Answer: A

Section: (none)

Explanation

QUESTION 56

Your network contains a server named Server1 that has the Network Policy and Access Services server role installed. All of the network access servers' forward connection requests to Server1. You create a new network policy on Server1. You need to ensure that the new policy applies only to connection requests from Microsoft RAS servers that are located on the 192.168.0.0/24 subnet. Which two configurations should you performing? (Each correct answer presents part of the solution. Choose two.)

- A. Set the MS-RAS Vendor ID condition to \$steelHead.
- B. Set the Called Station ID constraint to 192.168.0.
- C. Set the Client IP4 Address condition to 192.168.0.0/24.
- D. Set the MS-RAS Vendor ID condition to ^311\$.
- E. Set the Called Station ID constraint to 192.168.0.0/24.
- F. Set the Client IP4 Address condition to 192.168.0.

Correct Answer: DF

Section: (none)

Explanation

QUESTION 57

Your network contains an Active Directory domain named contoso.com. The domain controllers in the domain are configured as shown in the following table.

Domain controller name	Operating system	Operation master role
DC1	Windows Server 2008	PDC emulator Infrastructure master RID master
DC2	Windows Server 2008 R2	Schema master Domain naming master

You deploy a new domain controller named DC3 that runs Windows Server 2012. You discover that you cannot create Password Settings objects (PSOs) by using Active Directory Administrative Center. You need to ensure that you can create PSOs from Active Directory Administrative Center.

What should you do?

- A. Raise the functional level of the domain.
- B. Upgrade DC1.
- C. Transfer the infrastructure master operations master role.
- D. Transfer the PDC emulator operations master role.

Correct Answer: A

Section: (none)

Explanation

QUESTION 58

You need to create Active directory application partition. Which tool should you use?

- A. dsmod
- B. dsamain
- C. dsmgmt
- D. nesth

Correct Answer: C

Section: (none)

Explanation

QUESTION 59

You are the administrator of an Active Directory Domain Services (AD DS) domain named contoso.com. The domain has a Microsoft Windows Server 2012 R2 server named Contoso-SR05 that hosts the File and Storage Services server role. Contoso-SR05 hosts a shared folder named userData. You want to receive an email alert when a multimedia file is saved to the userData folder. Which tool should you use?

- A. You should use File Management Tasks in File Server Resource Manager.
- B. You should use File Screen Management in File Server Resource Manager.
- C. You should use Quota Management in File Server Resource Manager.
- D. You should use File Management Tasks in File Server Resource Manager.
- E. You should use Storage Reports in File Server Resource Manager.

Correct Answer: B

Section: (none)

Explanation

Explanation/Reference:

QUESTION 60

You have two servers, Server 1 and server 2. You create a custom data collector set DCS1 on Server 1. You need to export DCS1 from Server 1 to Server2. What should you do?

- A. Right click on DCS1 and click on Export list
- B. Right click on DCS1 and click on Save template
- C. Right click on DCS1 and click on Data Manager
- D. Right click on DCS1 and click on Export manager

Correct Answer: B

Section: (none)

Explanation

QUESTION 61

Your network contains an Active Directory domain named contoso.com. All domain controllers run Windows Server 2012. The domain contains two servers. The servers are configured as shown in the following table.

Server name	Operating system	Role
Server1	Windows Server 2012	Web Server (IIS) server role Network Load Balancing (NLB) feature
Server2	Windows Server 2012	Web Server (IIS) server role Network Load Balancing (NLB) feature

Server1 and Server2 host a load-balanced website named Web1. Web1 runs by using an application pool named WebApp1. WebApp1 uses a group Managed Service Account named gMSA1 as its identity.

Domain users connect to Web1 by using either the name Web1.contoso.com or the alias myweb.contoso.com.

You discover the following:

- When the users access Web1 by using Web1.contoso.com, they authenticate by using Kerberos.

- When the users access Web1 by using myweb.contoso.com, they authenticate by using NTLM.

You need to ensure that the users can authenticate by using Kerberos when they connect by using myweb.contoso.com. What should you do?

- A. Run the Set-ADServiceAccount cmdlet.
- B. Run the New-ADServiceAccount cmdlet.
- C. Modify the properties of the WebApp1 application pool.
- D. Modify the properties of the Web1 website.

Correct Answer: A

Section: (none)

Explanation

Explanation/Reference:

QUESTION 62

Your network contains a server named Server1 that has the Network Policy and Access Services server role installed. All of the network access server's forward connection requests to Server1. You create a new network policy on Server1. You need to ensure that the new policy applies only to connection requests from the 192.168.0.0/24 subnet. What should you do?

- A. Set the Called Station ID constraint to 192.168.0.
- B. Set the Client IP4 Address condition to 192.168.0.0/24.
- C. Set the Client IP4 Address condition to 192.168.0.
- D. Set the Called Station ID constraint to 192.168.0.0/24.

Correct Answer: C

Section: (none)

Explanation

QUESTION 63

Your network contains two servers named W5U51 and WSUS_REPL that run Windows Server 2012. WSUS1 and WSUS_REPL have the Windows Server Update Services server role installed. All client computers run Windows 7. WSUS1 synchronizes from Microsoft Update. WSUS_REPL is a Windows Server Update Services (WSUS) replica of WSUS1. You need to configure replica downstream servers to send WSUS_REPL summary information about the computer update status. What should you do?

- A. From WSUS1, configure Reporting Rollup.
- B. From WSUS_REPL, configure Reporting Rollup.
- C. From WSUS1, configure Email Notifications.

D. From WSUS_REPL, configure Email Notifications.

Correct Answer: A

Section: (none)

Explanation

QUESTION 64

Your network contains an Active Directory domain named contoso.com. The domain contains two servers named Server1 and Server2. Both servers run Windows Server 2012. For Server2, you are configuring constrained delegation to a third-party service named Service1 on Server1. When you attempt to add Service1 from Server1 to the delegation setting of Server2, you discover that Service1 is not listed in the Available services list. You need to ensure that you can add Service1 for constrained delegation. What should you do first?

- A. From the Services console, modify the properties of Service1.
- B. From ADSI Edit, create a serviceConnectionPoint (SCP) object.
- C. From a command prompt, run the setspn.exe command.
- D. From Active Directory Users and Computers, enable the Advanced Features option.

Correct Answer: D

Section: (none)

Explanation

QUESTION 65

Your network contains an Active Directory domain named contoso.com. All domain controllers run either Windows Server 2008 or Windows Server 2008 R2. You deploy a new domain controller named DC1 that runs Windows Server 2012 R2. You log on to DC1 by using an account that is a member of the Domain Admins group. You discover that you cannot create Password Settings objects (PSOs) by using Active Directory Administrative Center. You need to ensure that you can create PSOs from Active Directory Administrative Center. What should you do?

- A. Modify the membership of the Group Policy Creator Owners group.
- B. Transfer the PDC emulator operations master role to DC1.
- C. Upgrade all of the domain controllers that run Window Server 2008.
- D. Raise the functional level of the domain.

Correct Answer: D

Section: (none)

Explanation

QUESTION 66

Your network contains an Active Directory domain named contoso.com. The domain contains a server named Server1 that runs Windows Server 2012

P.2. Server1 has the Network Policy and Access Services server role installed. Your company's security policy requires that certificate-based authentication must be used by some network services. You need to identify which Network Policy Server (NPS) authentication methods comply with the security policy. Which two authentication methods should you identify? (Each correct answer presents part of the solution. Choose two.)

- A. MS-CHAP
- B. PEAP-MS-CHAP v2
- C. Chap
- D. EAP-TLS
- E. MS-CHAP v2

Correct Answer: BD

Section: (none)

Explanation

QUESTION 67

You administrate an Active Directory domain named EnsurePass.com. The domain has a Microsoft Windows Server 2012 R2 server named EP-SR01 that hosts the File Server Resource Manager role service. You are configuring quota threshold and want to receive an email alert when 80% of the quota has been reached. Where would you enable the email alert?

- A. You should consider creating a Data Collector Set (DCS).
- B. You should use Windows Resource Monitor.
- C. You should use the File Server Resource Manager.
- D. You should use Disk Quota Tools.
- E. You should use Performance Logs and Alerts.

Correct Answer: C

Section: (none)

Explanation

Explanation/Reference:

Explanation:

To make use of email alerts, you need to configure the SMTP Server address details in the File Server Resource Manager options.

QUESTION 68

You deploy a windows Server Update (WSUS) server named Server01.

You need to ensure that you can view update reports and computer reports on server01.

Which two components should you install? Each correct answer presents part of the solution.

- A. Microsoft Report Viewer 2008 Redistributable Package
- B. Microsoft .Net Framework 2.0
- C. Microsoft SQL Server 2008 R2 Builder 3.0
- D. Microsoft XPS Viewer
- E. Microsoft SQL Server 2012 reporting Services (SSRS)

Correct Answer: AB

Section: (none)

Explanation

Explanation/Reference:

QUESTION 69

You deploy a windows Server Update (WSUS) server named Server01.

You need to prevent the WSUS service on Server01 from being updated automatically.

What should you do from the update service console?

- A. From the Product and Classification options, modify the Products setting.
- B. From the Automatic Approvals options, modify the Advanced settings.
- C. From the Product and Classification options, modify the Classifications setting.
- D. From the Automatic Approvals options, modify the Default Automatic Approval rule.

Correct Answer: B

Section: (none)

Explanation

Explanation/Reference:

QUESTION 70

Note: This Question is part of series of question that use the same or similar answer choices. An answer choice may be correct for more than one question in the series. Each question is independent of the other questions in the series. Information and detailed provided in a question apply only to that question.

Your network contains one Active Directory domain named contoso.com. The forest functional level is Windows Server 2012. All servers run Windows Server 2012 R2. All client computers run Windows 8.1.

The domain contains 10 domain controllers and a read-only domain controller (RODC) named RODC01. All domain controllers and RODCs are hosted

on a Hyper-V host that runs Windows Server 2012 R2.

You need to identify which domain controller must be online when cloning a domain controller.

Which cmdlet should you use?

- A. Get-ADGroupMember
- B. Get-ADDomainControllerPasswordReplicationPolicy
- C. Get-ADDomainControllerPasswordReplicationPolicyUsage
- D. Get-ADDomain
- E. Get-ADOptionalFeature
- F. Get-ADAccountAuthorizationGroup
- G. Get-ADAuthenticationPolicySilo
- H. Get-ADAuthenticationPolicy

Correct Answer: A

Section: (none)

Explanation

Explanation/Reference:

QUESTION 71

Note: This Question is part of series of question that use the same or similar answer choices. An answer choice may be correct for more than one question in the series. Each question is independent of the other questions in the series. Information and detailed provided in a question apply only to that question.

Your network contains one Active Directory domain named contoso.com. The forest functional level is Windows Server 2012. All servers run Windows Server 2012 R2. All client computers run Windows 8.1.

The domain contains 10 domain controllers and a read-only domain controller (RODC) named RODC01. All domain controllers and RODCs are hosted on a Hyper-V host that runs Windows Server 2012 R2.

You need to identify whether deleted objects can be recovered from the Active Directory Recycle Bin.

Which cmdlet should you use?

- A. Get-ADGroupMember
- B. Get-ADDomainControllerPasswordReplicationPolicy
- C. Get-ADDomainControllerPasswordReplicationPolicyUsage

- D. Get-ADDomain
- E. Get-ADOptionalFeature
- F. Get-ADAccountAuthorizationGroup
- G. Get-ADAuthenticationPolicySilo
- H. Get-ADAuthenticationPolicy

Correct Answer: E

Section: (none)

Explanation

Explanation/Reference:

QUESTION 72

Note: This Question is part of series of question that use the same or similar answer choices. An answer choice may be correct for more than one question in the series. Each question is independent of the other questions in the series. Information and detailed provided in a question apply only to that question.

You network contains one Active Directory domain named contoso.com. The forest functional level is Windows Server 2012. All servers run Windows Server 2012 R2. All client computer run Windows 8.1.

The domain contains 10 domain controllers and a read-only domain controller (RODC) named RODC01. All domain controllers and RODCs are hosted on a Hyper-V host that runs Windows Server 2012 R2.

You need to identify whether the members of the protected Users group will be prevented from authenticating by using NTLM.

Which cmdlet should you use?

- A. Get-ADGroupMember
- B. Get-ADDomainControllerPasswordReplicationPolicy
- C. Get-ADDomainControllerPasswordReplicationPolicyUsage
- D. Get-ADDomain
- E. Get-ADOptionalFeature
- F. Get-ADAccountAuthorizationGroup
- G. Get-ADAuthenticationPolicySilo
- H. Get-ADAuthenticationPolicy

Correct Answer: D

Section: (none)

Explanation

Explanation/Reference:

QUESTION 73

Note: This Question is part of series of question that use the same or similar answer choices. An answer choice may be correct for more than one question in the series. Each question is independent of the other questions in the series. Information and detailed provided in a question apply only to that question.

You network contains one Active Directory domain named contoso.com. The forest functional level is Windows Server 2012. All servers run Windows Server 2012 R2. All client computer run Windows 8.1.

The domain contains 10 domain controllers and a read-only domain controller (RODC) named RODC01. All domain controllers and RODCs are hosted on a Hyper-V host that runs Windows Server 2012 R2.

You need to identify which user accounts were authenticated by RODC01.

Which cmdlet should you use?

- A. Get-ADGroupMember
- B. Get-ADDomainControllerPasswordReplicationPolicy
- C. Get-ADDomainControllerPasswordReplicationPolicyUsage
- D. Get-ADDomain
- E. Get-ADOptionalFeature
- F. Get-ADAccountAuthorizationGroup
- G. Get-ADAuthenticationPolicySilo
- H. Get-ADAuthenticationPolicy

Correct Answer: C

Section: (none)

Explanation

Explanation/Reference:

QUESTION 74

Your Company is testing DirectAccess on Windows Server 2012 R2.

Users report that when they connect to the corporate network by using DirectAccess, access to Internet websites and Internet hosts is slow. The users report that when they disconnect from DirectAccess, access to the Internet websites and the Internet hosts is much faster.

You need to identify the most likely cause of the performance issue.

What should you identify?

- A. DirectAccess uses a self-signed certificate.
- B. The corporate firewall blocks TCP port 8080.
- C. Force tunneling is enabled.
- D. The DNS suffix list is empty.

Correct Answer: C

Section: (none)

Explanation

Explanation/Reference:

QUESTION 75

Your network contains one Active Directory domain named contoso.com. The domain contains a file server named Server01 that runs Windows Server 2012 R2. Server01 has an operating system drive and a data drive. Server01 has a trusted Platform Module (TPM). Which cmdlet should you run first?

- A. Enable-TPMAutoProvisioning
- B. Unblock-TPM
- C. Install-WindowsFeature
- D. Lock-BitLocker

Correct Answer: C

Section: (none)

Explanation

Explanation/Reference:

QUESTION 76

You have the following Windows PowerShell output.

```
PS C:\Users\Administrator> New-AdServiceAccount service01 -DNSHostName service01.contoso.com
New-ADServiceAccount: Key does not exist
At line : 1 char : 1
+ New-ADServiceAccount service01
+ ~~~~~
+ CategoryInfo:      NotSpecified: (CN=service01,CN... =contoso,DC=com:String) [New-ADServiceAccount], ADException
+ FullyQualifiedErrorId:
```

ActiveDirectoryserver: -2146893811, Microsoft. ActiveDirectory . Management . Commands . NewADServiceAccount

You need to create a Managed service Account.

What should you do?

- A. Run Set-KDSCONFIG and then run New-ADServiceAccount -Name "service01" - DNSHostName service01.contoso.com
- B. Run New-AuthenticationPolicySilo, and then run New-ADServiceAccount - Name "service01" - DNSHostName
- C. Run New-ADServiceAccount - Name "service01" - DNSHostName service01.contoso.com - RestrictToSingleComputer
- D. Run New-ADServiceAccount - Name "service01" - DNSHostName service01.contoso.com - SAMAccountName service01.

Correct Answer: C

Section: (none)

Explanation

Explanation/Reference:

Drag & Drop

QUESTION 1

Your network contains an Active Directory forest named contoso.com. The forest contains a Network Policy Server (NPS) server named NPS1 and a VPN server named VPN1. VPN1 forwards all authentication requests to NPS1.

A partner company has an Active Directory forest named adatum.com. The adatum.com forest contains an NPS server named NPS2.

You plan to grant users from adatum.com VPN access to your network.

You need to authenticate the users from adatum.com on VPN1.

What should you create on each NPS server?

To answer, drag the appropriate objects to the correct NPS servers. Each object may be used once, more than once, or not at all. You may need to drag the split bar between panes or scroll to view content.

Select and Place:

Objects	Answer Area
a connection request policy	NPS1: <div>Object</div>
a network policy	<div>Object</div>
a RADIUS client	
a remote RADIUS server group	NPS2: <div>Object</div>

Correct Answer:

Objects	Answer Area
a connection request policy	NPS1: a connection request policy
a network policy	a remote RADIUS server group
a RADIUS client	
a remote RADIUS server group	NPS2: a RADIUS client

Section: (none)

Explanation

Explanation/Reference:

QUESTION 2

Your network contains an Active Directory domain named contoso.com. All domain controllers run Windows Server 2012 R2.

The domain contains an organizational unit (OU) named OU1. OU1 contains an OU named OU2. OU2 contains a user named user1.

User1 is the member of a group named Group1. Group1 is in the Users container.

You create five Group Policy objects (GPO). The GPOs are configured as shown in the following table.

GPO name	Linked to	Enforced setting	Additional permissions
GPO1	Contoso.com	Enabled	Group1 – Deny Apply Group Policy
GPO2	Contoso.com	Disabled	Not applicable
GPO3	OU1	Enabled	Group1 – Deny Read
GPO4	OU1	Disabled	Not applicable
GPO5	OU2	Enabled	Group1 – Full control

The Authenticated Users group is assigned the default permissions to all of the GPOs.

There are no site-level GPOs.

You need to identify which three GPOs will be applied to User1 and in which order the GPOs will be applied to User1.

Which three GPOs should you identify in sequence?

To answer, move the appropriate three GPOs from the list of GPOs to the answer area and arrange them in the correct order.

Select and Place:

The screenshot shows a software interface with two main panes. The left pane, titled 'Actions', contains a vertical list of five yellow rectangular buttons labeled 'GPO5', 'GPO3', 'GPO2', 'GPO1', and 'GPO4' from top to bottom. The right pane, titled 'Answer Area', is currently empty. A vertical light blue line separates the two panes, and a thin blue bar is visible at the top of the interface.

Correct Answer:



Section: (none)

Explanation

Explanation/Reference:

QUESTION 3

You are a network administrator of an Active Directory domain named contoso.com.

You have a server named Server1 that runs Windows Server 2012 R2. Server1 has the Web Server (IIS) server role installed.

Server1 will host a web site at URL <https://secure.contoso.com>. The application pool identity account of the web site will be set to a domain user account named AppPool1.

You need to identify the setspn.exe command that you must run to configure the appropriate Service Principal Name (SPN) for the web site.

What should you run?

To answer, drag the appropriate objects to the correct location. Each object may be used once, more than once, or not at all. You may need to drag the split bar between panes or scroll to view content.

Select and Place:

Objects	Answer Area		
-r	setspn.exe	Object	Object
-s			
AppPool1			
http/contoso			
https/contoso			
http/secure.contoso.com			
https/secure.contoso.com			

Correct Answer:

Objects	Answer Area			
-r	setspn.exe	-s	http/secure.contoso.com	AppPool1
-s				
AppPool1				
http/contoso				
https/contoso				
http/secure.contoso.com				
https/secure.contoso.com				

Section: (none)

Explanation

Explanation/Reference:

QUESTION 4

Your network contains an Active Directory forest named contoso.com. All domain controllers run Windows Server 2008 R2.

The schema is upgraded to Windows Server 2012 R2.

Contoso.com contains two servers. The servers are configured as shown in the following table.

Server name	Operating system	Role
Server1	Windows Server 2012 R2	Web Server (IIS) server role Network Load Balancing (NLB) feature
Server2	Windows Server 2012 R2	Web Server (IIS) server role Network Load Balancing (NLB) feature

Server1 and Server2 host a load-balanced application pool named AppPool1.

You need to ensure that AppPool1 uses a group Managed Service Account as its identity.

Which three actions should you perform?

To answer, move the three appropriate actions from the list of actions to the answer area and arrange them in the correct order.

Select and Place:

Actions	Answer Area
Run the Install-ADServiceAccount cmdlet.	
Modify the settings of AppPool1.	
Run the New-ADServiceAccount cmdlet.	
Install a domain controller that runs Windows Server 2012 R2.	
Run the Set-ADServiceAccount cmdlet.	

Correct Answer:

Actions	Answer Area
Run the Install-ADServiceAccount cmdlet.	Install a domain controller that runs Windows Server 2012 R2.
Modify the settings of AppPool1.	Run the New-ADServiceAccount cmdlet.
Run the New-ADServiceAccount cmdlet.	Modify the settings of AppPool1.
Install a domain controller that runs Windows Server 2012 R2.	
Run the Set-ADServiceAccount cmdlet.	

Section: (none)

Explanation

Explanation/Reference:

QUESTION 5

Your network contains an Active Directory domain named adatum.com. The domain contains a server named Server1 that runs Windows Server 2012 R2. Server1 is configured as a Network Policy Server (NPS) server and as a DHCP server.

You need to log all DHCP clients that have windows Firewall disabled.

Which three actions should you perform in sequence?

To answer, move the three appropriate actions from the list of actions to the answer area and arrange them in the correct order.

Select and Place:

Actions	Answer Area
Create a connection request policy.	
Create a network policy.	
Create a remediation server group.	
Create a Windows Security Health Validator (WSHV) configuration.	
Create a health policy.	

Correct Answer:

Actions	Answer Area
Create a connection request policy.	Create a Windows Security Health Validator (WSHV) configuration.
Create a network policy.	Create a health policy.
Create a remediation server group.	Create a network policy.
Create a Windows Security Health Validator (WSHV) configuration.	
Create a health policy.	

Section: (none)

Explanation

Explanation/Reference:

QUESTION 6

You have a WIM file that contains an image of Windows Server 2012 R2.

Recently, a technician applied a Microsoft Standalone Update Package (MSU) to the image.

You need to remove the MSU package from the image.

Which three actions should you perform in sequence?

To answer, move the appropriate three actions from the list of actions to the answer area and arrange them in the correct order.

Select and Place:

	Answer Area
Run dism.exe and specify the <i>/Capture-Image</i> parameter.	
Run dism.exe and specify the <i>/Apply-Image</i> parameter.	
Run wusa.exe and specify the <i>/uninstall</i> parameter.	
Run dism.exe and specify the <i>/RemovePackage</i> parameter.	
Run dism.exe and specify the <i>/Cleanup-Image</i> parameter.	

Correct Answer:

	Answer Area
Run dism.exe and specify the <i>/Capture-Image</i> parameter.	Run wusa.exe and specify the <i>/uninstall</i> parameter.
Run dism.exe and specify the <i>/Apply-Image</i> parameter.	Run dism.exe and specify the <i>/RemovePackage</i> parameter.
Run wusa.exe and specify the <i>/uninstall</i> parameter.	Run dism.exe and specify the <i>/Cleanup-Image</i> parameter.
Run dism.exe and specify the <i>/RemovePackage</i> parameter.	
Run dism.exe and specify the <i>/Cleanup-Image</i> parameter.	

Section: (none)

Explanation

Explanation/Reference:

QUESTION 7

Your network contains an Active Directory domain named contoso.com. The domain contains a domain controller named DC1.

You need to create an Active Directory snapshot on DC1.

Which four commands should you run?

To answer, move the four appropriate commands from the list of commands to the answer area and arrange them in the correct order.

Select and Place:

Commands	Answer Area
dsamain.exe	
snapshot	
create	
ntdsutil.exe	
activate instance ntds	
wbadmin.exe	

Correct Answer:

Commands	Answer Area
dsamain.exe	ntdsutil.exe
snapshot	snapshot
create	activate instance ntds
ntdsutil.exe	create
activate instance ntds	
wbadmin.exe	

Section: (none)

Explanation

Explanation/Reference:

QUESTION 8

You have a server named Server1 that runs Windows Server 2012 R2. Server1 has the Network Policy and Access Services server role installed.

All of the VPN servers on your network use Server1 for RADIUS authentication.

You create a security group named Group1.

You need to configure Network Policy and Access Services (NPAS) to meet the following requirements:

- Ensure that only the members of Group1 can establish a VPN connection to the VPN servers.
- Allow only the members of Group1 to establish a VPN connection to the VPN servers if the members are using client computers that run Windows 8 or later.

Which type of policy should you create for each requirement?

To answer, drag the appropriate policy types to the correct requirements. Each policy type may be used once, more than once, or not at all. You may need to drag the split bar between panes or scroll to view content.

Select and Place:

Policy Types	Answer Area
<div>Connection Request Policies</div> <div>Health Policies</div> <div>Network Policies</div>	<p>Ensure that only the members of Group1 can establish a VPN connection to the VPN servers.</p> <div>Policy type</div>
	<p>Allow only the members of Group1 to establish a VPN connection to the VPN servers if the members are using client computers that run Windows 8 or later.</p> <div>Policy type</div>

Correct Answer:

Policy Types	Answer Area
<div>Connection Request Policies</div> <div>Health Policies</div> <div>Network Policies</div>	<p>Ensure that only the members of Group1 can establish a VPN connection to the VPN servers.</p> <div>Network Policies</div>
	<p>Allow only the members of Group1 to establish a VPN connection to the VPN servers if the members are using client computers that run Windows 8 or later.</p> <div>Network Policies</div>

Section: (none)

Explanation

Explanation/Reference:

QUESTION 9

Your network contains an Active Directory domain named contoso.com. The domain contains two member servers named Server1 and Server2. All servers run Windows Server 2012 R2.

You generalize Server2.

You install the Windows Deployment Services (WDS) server role on Server1.

You need to capture an image of Server2 on Server1.

Which three actions should you perform?

To answer, move the three appropriate actions from the list of actions to the answer area and arrange them in the correct order.

Select and Place:

Actions	Answer Area
Add an install image to Server1.	
Start Server2 by using PXE.	
Add a boot image to Server1.	
Add a capture image to Server1.	
Add a prestaged device to Server1.	
Start Server2 by using a Windows To Go image.	

Correct Answer:

Actions	Answer Area
Add an install image to Server1.	Start Server2 by using PXE.
Start Server2 by using PXE.	Add a capture image to Server1.
Add a boot image to Server1.	Add an install image to Server1.
Add a capture image to Server1.	
Add a prestaged device to Server1.	
Start Server2 by using a Windows To Go image.	

Section: (none)
Explanation

Explanation/Reference:

QUESTION 10

Your network contains a single Active Directory domain named contoso.com. The domain contains an Active Directory site named Site1 and an organizational unit (OU) named OU1. The domain contains a client computer named Client1 that is located in OU1 and Site1. You create five Group Policy objects (GPO). The GPOs are configured as shown in the following table.

GPO name	Linked to	Enforced setting
GPO1	Contoso.com	Disabled
GPO2	Contoso.com	Enabled
GPO3	Site1	Enabled
GPO4	OU1	Disabled
GPO5	OU1	Enabled

You need to identify in which order the GPOs will be applied to Client1. In which order should you arrange the listed GPOs?

To answer, move all GPOs from the list of GPOs to the answer area and arrange them in the correct order.

Select and Place:

GPOs	Answer Area
GPO1	
GPO5	
GPO3	
GPO4	
GPO2	

Correct Answer:

GPOs	Answer Area
GPO1	GPO1
GPO5	GPO4
GPO3	GPO5
GPO4	GPO2
GPO2	GPO3

Section: (none)

Explanation

Explanation/Reference:

QUESTION 11

Your network contains a production Active Directory forest named contoso.com and a test Active Directory forest named test.contoso.com. There is no

network connectivity between contoso.com and test.contoso.com. The test.contoso.com domain contains a Group Policy object (GPO) named GPO1. You need to apply the settings in GPO1 to the contoso.com domain. Which four actions should you perform?

To answer, move the four appropriate actions from the list of actions to the answer area and arrange them in the correct order.

Select and Place:

Create a GPO in contoso.com
Use removable media to transfer the contents of test.contoso.com to contoso.com
Run the Backup-GPO cmdlet
Run the Save-NetGPO cmdlet
Run the Restore-GPO cmdlet
Run the Import-GPO cmdlet
Run the Get-GPO cmdlet
Run the Copy-GPO cmdlet

Correct Answer:

Run the Backup-GPO cmdlet
Use removable media to transfer the contents of test.contoso.com to contoso.com
Create a GPO in contoso.com
Run the Import-GPO cmdlet
Run the Save-NetGPO cmdlet
Run the Restore-GPO cmdlet
Run the Get-GPO cmdlet
Run the Copy-GPO cmdlet

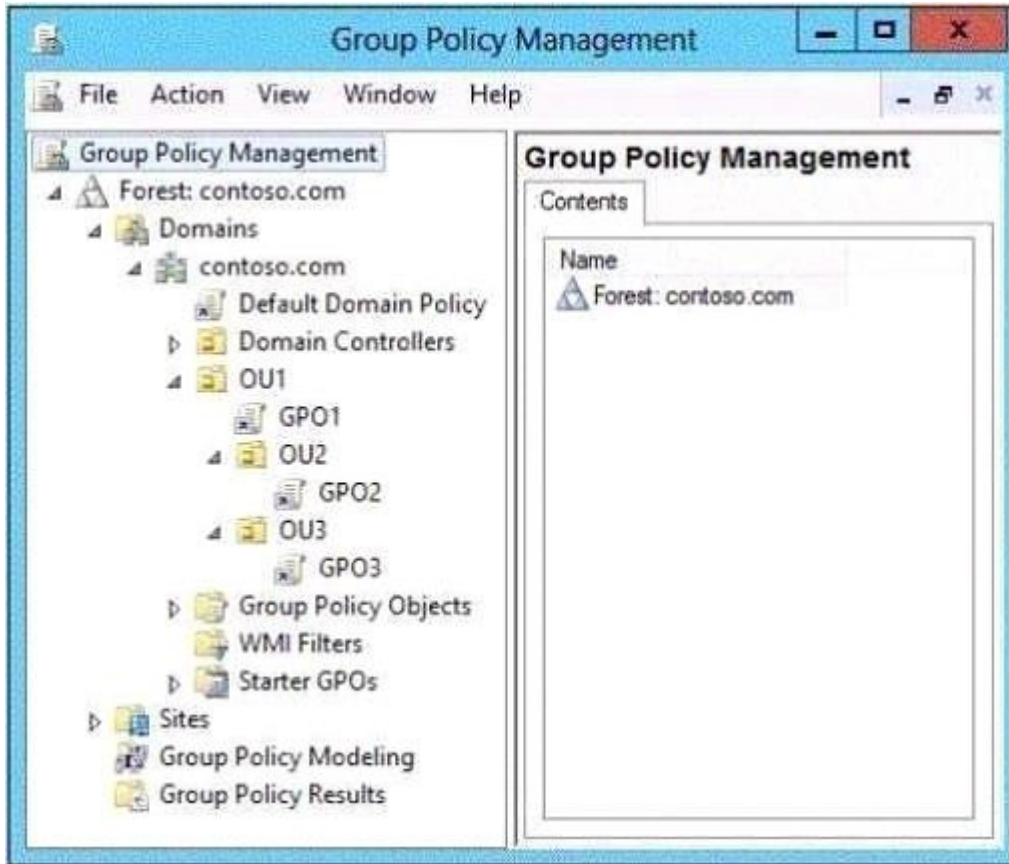
Section: (none)

Explanation

Explanation/Reference:

QUESTION 12

Your network contains an Active Directory domain named contoso.com. All client computers run Windows 7. Group Policy objects (GPOs) are linked to the domain as shown in the exhibit.



GP02 contains user configurations only and GP03 contains computer configurations only.

You need to configure the GPOs to meet the following requirements:

- Ensure that GP02 only applies to the user accounts in OU2 that are members of a global group named Group2.
- Ensure that GP03 only applies to the computer accounts in OU3 that have more than 100 GB of free disk space.

What should you do?

To answer, drag the appropriate setting to the correct GPO. Each setting may be used once, more than once, or not at all. You may need to drag the split bar between panes or scroll to view content.

Select and Place:

Settings	Answer Area
Enforced	GPO2 <input type="text" value="Setting"/>
GPO Status	GPO3 <input type="text" value="Setting"/>
WMI Filtering	
Security Filtering	

Correct Answer:

Settings	Answer Area
Enforced	GPO2 <input type="text" value="Security Filtering"/>
GPO Status	GPO3 <input type="text" value="WMI Filtering"/>
WMI Filtering	
Security Filtering	

Section: (none)

Explanation

Explanation/Reference:

QUESTION 13

Your network contains an Active Directory domain named contoso.com. You have a failover cluster named Cluster1. All of the nodes in Cluster1 have BitLocker Drive Encryption (BitLocker) installed. You plan to add a new volume to the shared storage of Cluster1. You need to add the new volume to the shared storage. The solution must meet the following requirements:

- Encrypt the volume.
- Avoid using maintenance mode on the cluster.

Which three actions should you perform?

To answer, move the three appropriate actions from the list of actions to the answer area and arrange them in the correct order.

Select and Place:

Actions	Answer Area
Run the Enable-BitLockerAutoUnlock cmdlet.	
Run the Enable-BitLocker cmdlet.	
Run the Lock-Bitlocker cmdlet.	
Add the volume to the cluster.	
Run the Add-BitLockerProtector cmdlet.	

Correct Answer:

Actions	Answer Area
Run the Enable-BitLockerAutoUnlock cmdlet.	Add the volume to the cluster.
Run the Enable-BitLocker cmdlet.	Run the Enable-BitLocker cmdlet.
Run the Lock-Bitlocker cmdlet.	Run the Enable-BitLockerAutoUnlock cmdlet.
Add the volume to the cluster.	
Run the Add-BitLockerProtector cmdlet.	

Section: (none)

Explanation

Explanation/Reference:

QUESTION 14

Your network contains an Active Directory domain named contoso.com. You deploy a web-based application named App1 to a server named Server1. App1 uses an application pool named AppPool1. AppPool1 uses a domain user account named User1 as its identity. You need to configure Kerberos constrained delegation for User1. Which three actions should you perform?

To answer, move the three appropriate actions from the list of actions to the answer area and arrange them in the correct order

Select and Place:

Actions	Answer Area
Run setspn.exe and specify the -l parameter.	
From the properties of User1, open the Delegation tab, and add the HOST service.	
From the properties of User1, open the Delegation tab, and select Trust this user for delegation to any service (Kerberos only).	
From the properties of User1, open the Delegation tab, and select Trust this user for delegation to specified services only.	
Run setspn.exe and specify the -s parameter.	

Correct Answer:

Actions	Answer Area
Run setspn.exe and specify the -l parameter.	Run setspn.exe and specify the -l parameter.
From the properties of User1, open the Delegation tab, and add the HOST service.	
From the properties of User1, open the Delegation tab, and select Trust this user for delegation to any service (Kerberos only).	Run setspn.exe and specify the -s parameter.
From the properties of User1, open the Delegation tab, and select Trust this user for delegation to specified services only.	From the properties of User1, open the Delegation tab, and select Trust this user for delegation to specified services only.
Run setspn.exe and specify the -s parameter.	

Section: (none)

Explanation

Explanation/Reference:

QUESTION 15

Your network contains an Active Directory domain named contoso.com. You need to create an AD Snapshot. Which four actions should you perform?

To answer, move the four appropriate actions from the list of actions to the answer area and arrange them in the correct order.

Select and Place:

Actions		Answer Area
create		
mount		
snapshot	>	<
list instance	<	>
ntdsutil		
files		
activate instance ntds		

Correct Answer:

Actions		Answer Area
create		ntdsutil
mount		snapshot
snapshot	>	activate instance ntds
list instance	<	create
ntdsutil		
files		
activate instance ntds		

Section: (none)

Explanation

Explanation/Reference:

QUESTION 16

Your network contains an Active Directory domain named contoso.com. All domain controllers run Windows Server 2012. The domain contains an organizational unit (OU) named OU1. OU1 contains an OU named OU2. OU2 contains a user named User1. User1 is the member of a group named Group1. Group1 is in the Users container. You create five Group Policy objects (GPO). The GPOs are configured as shown in the following table.

GPO name	Linked to	Enforced setting	Additional permissions
GPO1	Contoso.com	Disabled	Not applicable
GPO2	Contoso.com	Enabled	Group1 - Deny Apply Group Policy
GPO3	OU1	Disabled	Not applicable
GPO4	OU1	Enabled	Group1 - Deny Read
GPO5	OU2	Disabled	Group1 - Full control

The Authenticated User group is assigned the default permissions to all of the GPO's. There are no site-level GPOs. You need to identify which three GPOs will be applied to User1 and in which order the GPOs will be applied to User1. Which three GPOs should you identify in sequence?

Select and Place:

GPOs	Answer Area
GPO1	
GPO5	
GPO3	
GPO4	
GPO2	

Correct Answer:

GPOs	Answer Area
GPO1	GPO1
GPO5	GPO3
GPO3	GPO5
GPO4	GPO4
GPO2	GPO2

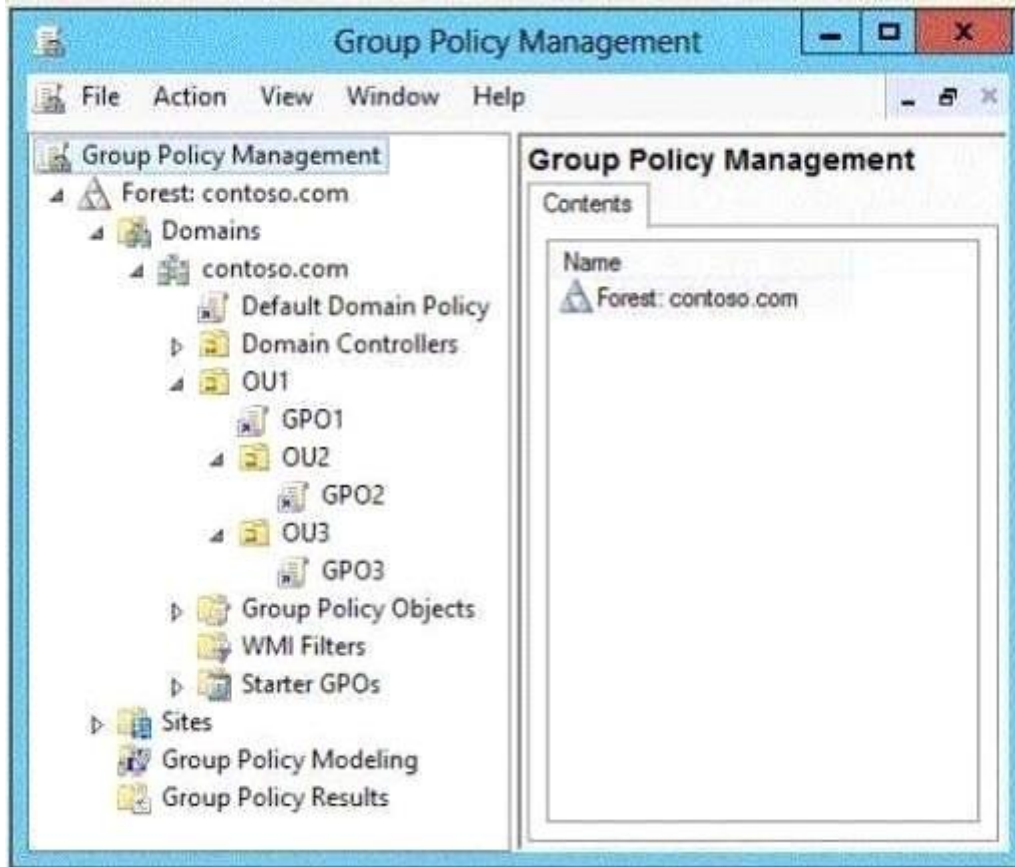
Section: (none)

Explanation

Explanation/Reference:

QUESTION 17

Your network contains an Active Directory domain named contoso.com. All client computers run Windows 8. Group Policy objects (GPOs) are linked to the domain as shown in the exhibit.



GP02 contains computer configurations only and GP03 contains user configurations only. You need to configure the GPOs to meet the following requirements:

- Ensure that GP02 only applies to the computer accounts in OU2 that have more than one processor.
- Ensure that GP03 only applies to the user accounts in OU3 that are members of a security group named SecureUsers.

Which setting should you configure in each GPO?

To answer, drag the appropriate setting to the correct GPO. Each setting may be used once, more than once, or not at all. You may need to drag the split bar between panes or scroll to view content.

Select and Place:

Settings	Answer Area	
Enforced	GPO2	Setting
GPO Status	GPO3	Setting
WMI Filtering		
Security Filtering		

Correct Answer:

Settings	Answer Area	
Enforced	GPO2	WMI Filtering
GPO Status	GPO3	Security Filtering
WMI Filtering		
Security Filtering		

Section: (none)

Explanation

Explanation/Reference:

QUESTION 18

Your network contains an Active Directory forest named contoso.com. Recently, all of the domain controllers that ran Windows Server 2003 were replaced by domain controllers that run Windows Server 2012. From Event Viewer, you discover SYSVOL journal wrap errors on a domain controller named dc10.contoso.com. You need to perform a non-authoritative synchronization of SYSVOL on DC10. Which three actions should you perform on DC10?

To answer, move the three appropriate actions from the list of actions to the answer area and arrange them in the correct order.

Select and Place:

	Answer Area
Start the Distributed File System (DFS) Replication service.	
Stop the Distributed File System (DFS) Replication service.	
Modify the registry.	
Stop the File Replication Service (FRS) service.	
Modify the computer object for DC10 in Active Directory.	
Start the File Replication Service (FRS) service.	

Correct Answer:

	Answer Area
Start the Distributed File System (DFS) Replication service.	Stop the Distributed File System (DFS) Replication service.
Stop the Distributed File System (DFS) Replication service.	Modify the registry.
Modify the registry.	Start the Distributed File System (DFS) Replication service.
Stop the File Replication Service (FRS) service.	
Modify the computer object for DC10 in Active Directory.	
Start the File Replication Service (FRS) service.	

Section: (none)

Explanation

Explanation/Reference:

HotSpot**QUESTION 1**

Your network contains an Active Directory domain named contoso.com. The domain contains the users shown in the following table.

User name	Member of
User1	Group1
User2	Group2
User3	Group3

You have a Network Policy Server (NPS) server that has the network policies shown in the following table.

Policy name	Condition	Processing order
Policy1	Date and time restriction: Sunday 00:00 to Saturday 24:00	2
Policy2	CONTOSO\Group1	1
Policy3	CONTOSO\Group2 or CONTOSO \Group3	3

User1, User2, and User3 plan to connect to the network by using a VPN. You need to identify which network policy will apply to each user.

What should you identify?

To answer, select the appropriate policy for each user in the answer area.

Hot Area:

Answer Area

User1:

- Policy1
- Policy2
- Policy3

User2:

- Policy1
- Policy2
- Policy3

User3:

- Policy1
- Policy2
- Policy3

Correct Answer:

Answer Area

User1:

- Policy1
- Policy2
- Policy3

User2:

- Policy1
- Policy2
- Policy3

User3:

- Policy1
- Policy2
- Policy3

Section: (none)

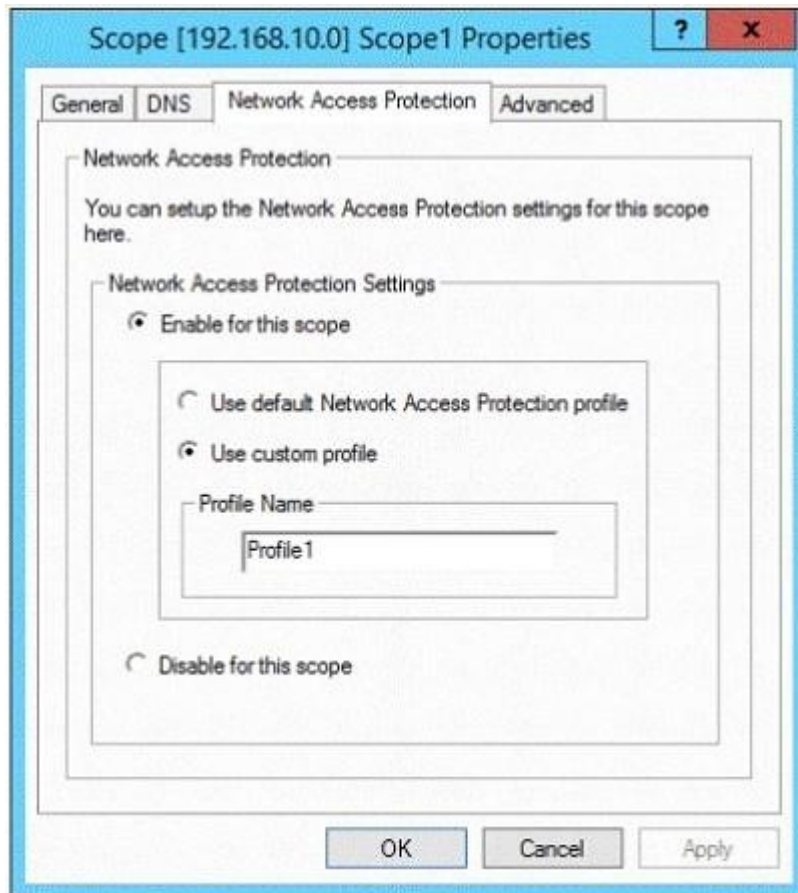
Explanation

Explanation/Reference:

QUESTION 2

Your network contains an Active Directory domain named contoso.com. The domain contains two servers named Server1 and Server2. Server1 has the Network Policy Server server role installed. Server2 has the DHCP Server server role installed. Both servers run Windows Server 2012 R2. You are configuring Network Access Protection (NAP) to use DHCP enforcement.

You configure a DHCP scope as shown in the exhibit. (Click the Exhibit button.)



You need to ensure that non-compliant NAP clients receive different DHCP options than compliant NAP clients.

What should you configure on each server?

To answer, select the appropriate options for each server in the answer area.

Hot Area:

Answer Area

Server1:

Health Policies
Identity-Type
MS-Service Class
Service-Type

Server2:

filters
a policy
scope options
server options
a User class
a Vendor class

Correct Answer:

Answer Area

Server1:

Server2:

Section: (none)

Explanation

Explanation/Reference:

QUESTION 3

Your network contains a RADIUS server named Server1.

You install a new server named Server2 that runs Windows Server 2012 R2 and has Network Policy Server (NPS) installed.

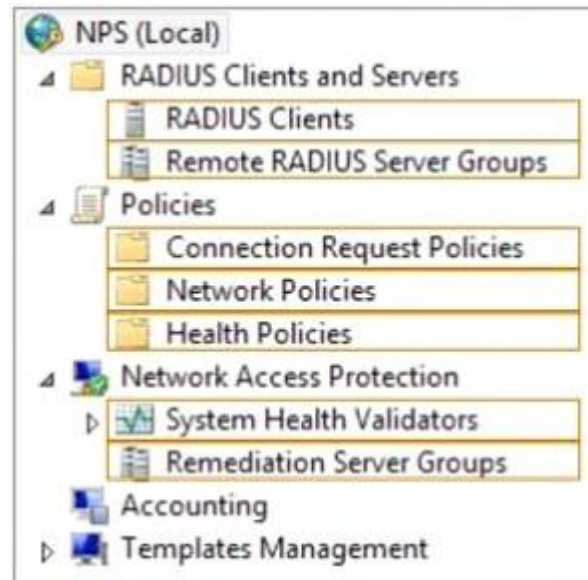
You need to ensure that all accounting requests for Server2 are forwarded to Server1.

On Server2, you configure a Connection Request Policy.

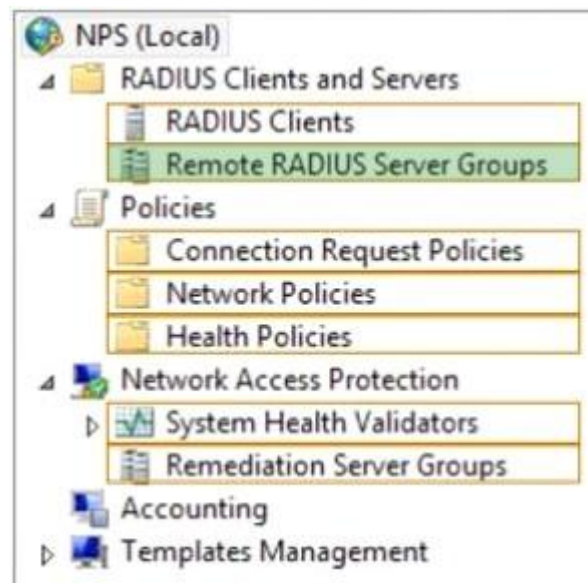
What else should you configure on Server2?

To answer, select the appropriate node in the answer area.

Hot Area:



Correct Answer:



Section: (none)

Explanation**Explanation/Reference:****QUESTION 4**

Your network contains an Active Directory domain named contoso.com.

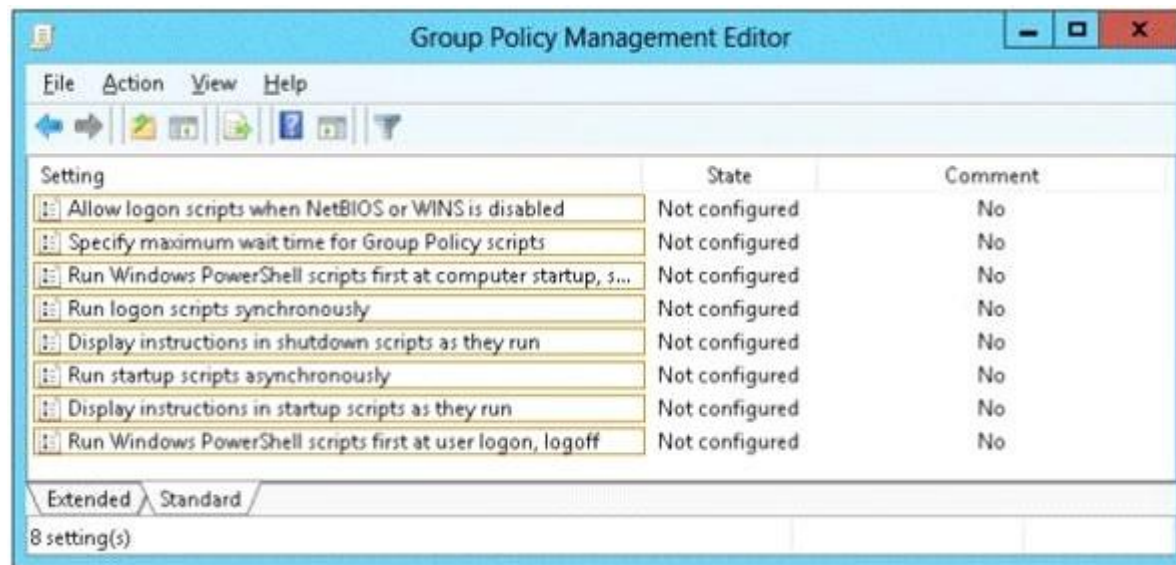
You have several Windows PowerShell scripts that execute when client computers start.

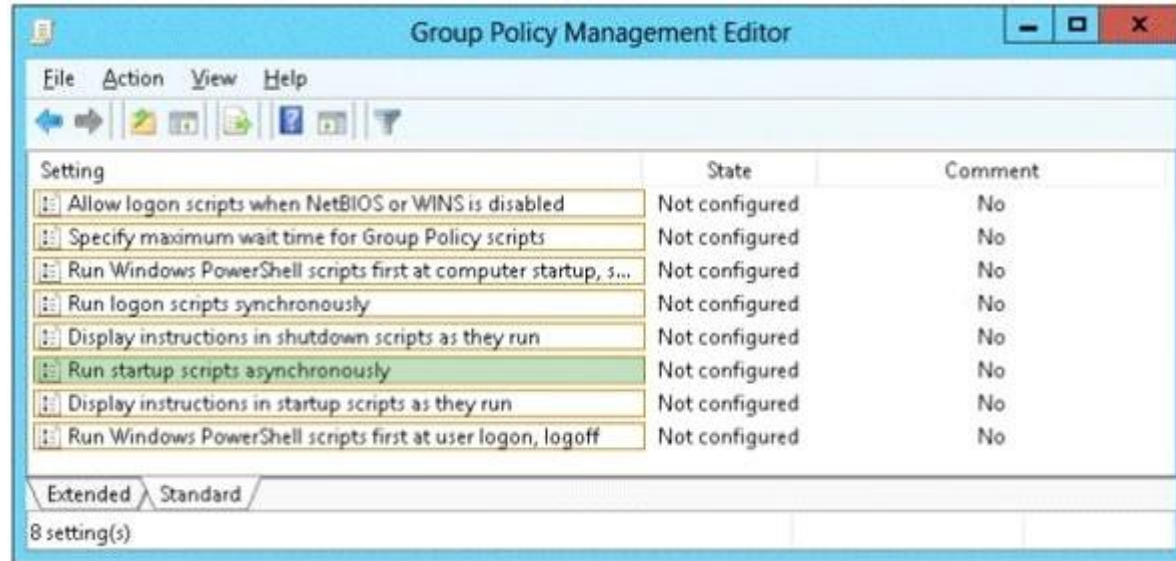
When a client computer starts, you discover that it takes a long time before users are prompted to log on.

You need to reduce the amount of time it takes for the client computers to start. The solution must not prevent scripts from completing successfully.

Which setting should you configure?

To answer, select the appropriate setting in the answer area.

Hot Area:**Correct Answer:**



Section: (none)

Explanation

Explanation/Reference:

QUESTION 5

Your network contains an Active Directory domain named contoso.com. The domain contains a member server named Server1. Server1 runs Windows Server 2012 R2.

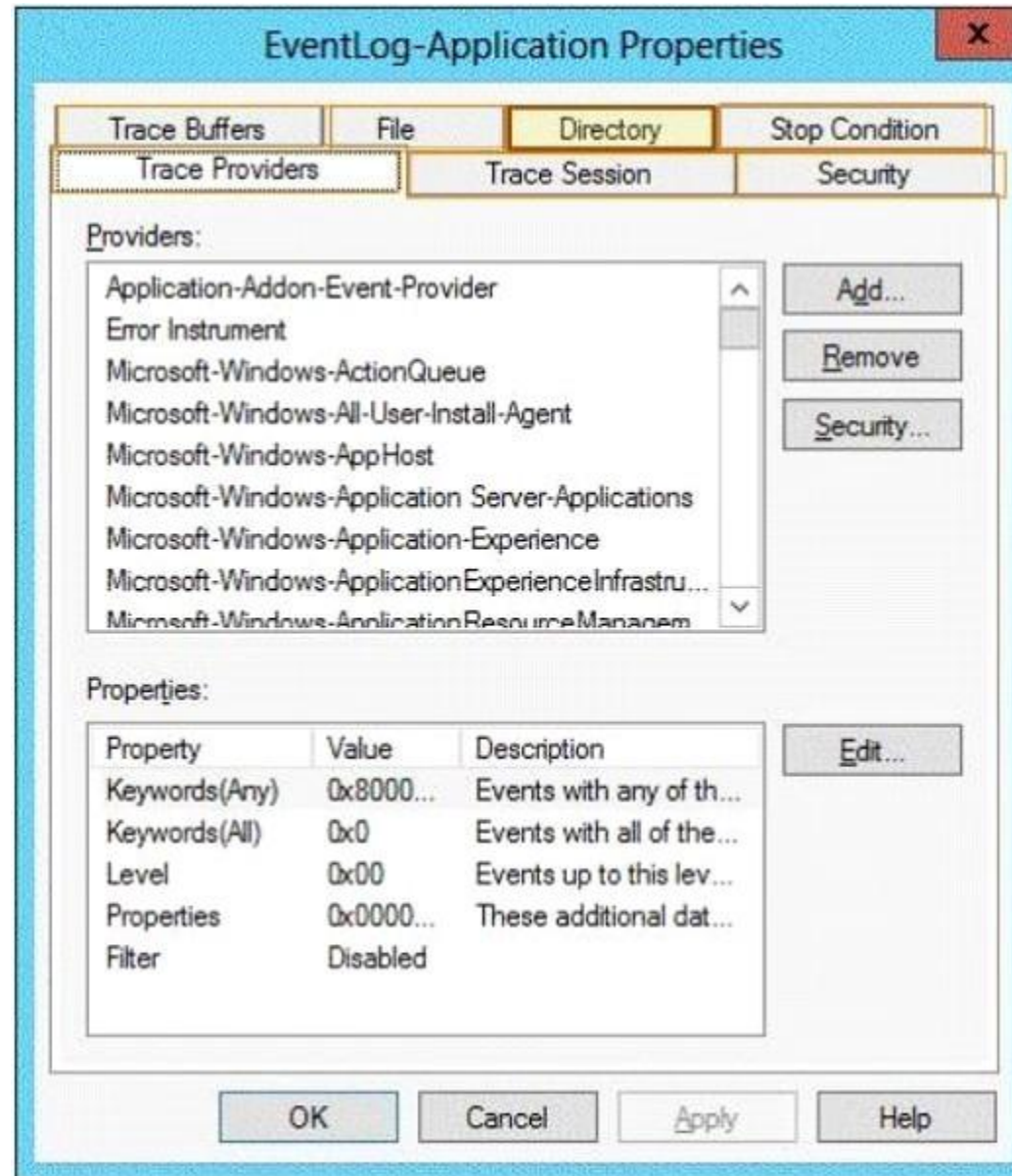
You enable the EventLog-Application event trace session.

You need to set the maximum size of the log file used by the trace session to 10 MB.

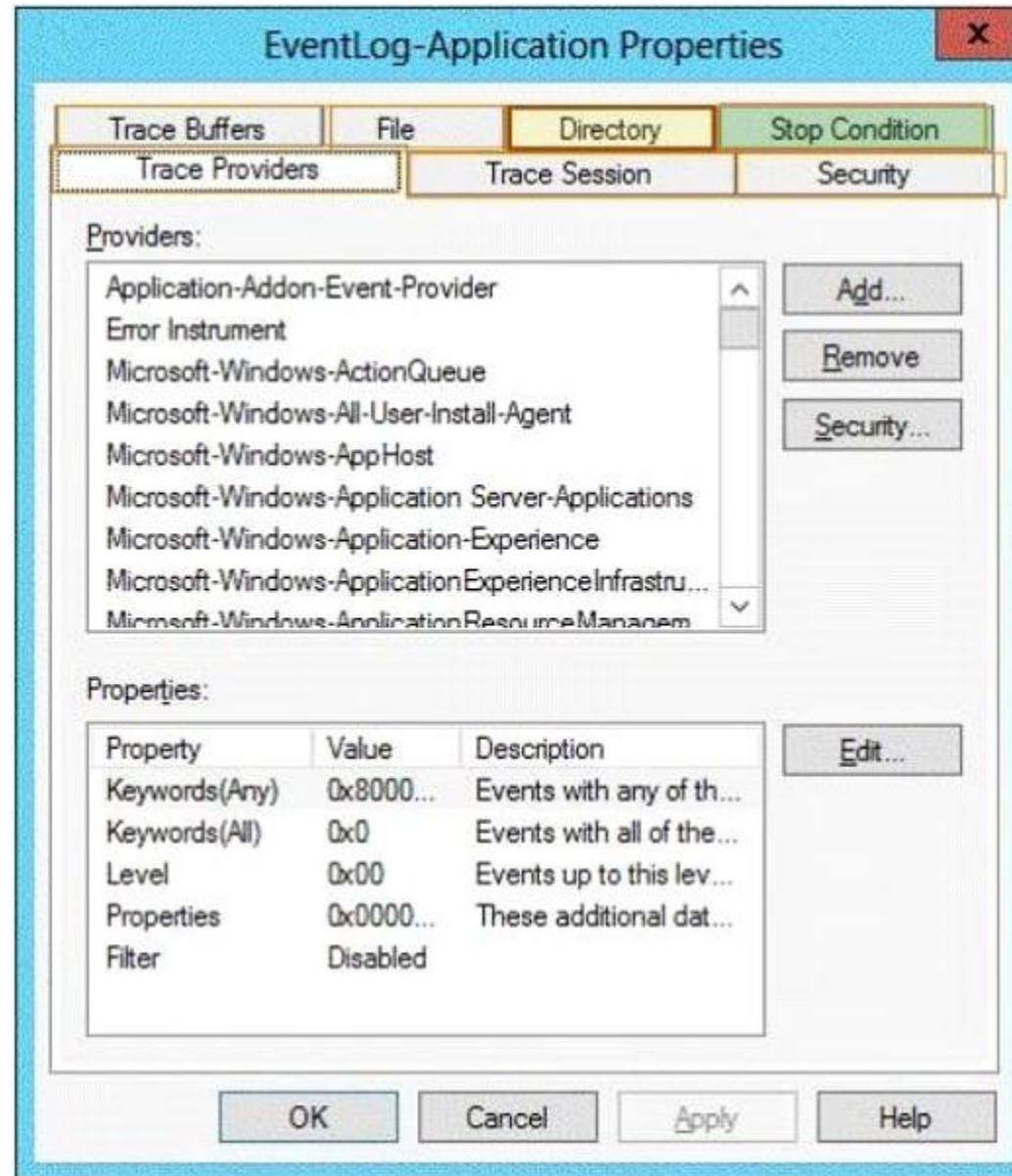
From which tab should you perform the configuration?

To answer, select the appropriate tab in the answer area.

Hot Area:



Correct Answer:



Section: (none)

Explanation

Explanation/Reference:

QUESTION 6

Your network contains an Active Directory domain named contoso.com. The domain contains three member servers named Server1, Server2, and Server3. All servers run Windows Server 2012 R2 and have the Windows Server Update Services (WSUS) server role installed.

Server1 and Server2 are configured as replica servers that use Server3 as an upstream server.

You remove Servers from the network.

You need to ensure that WSUS on Server2 retrieves updates from Server1. The solution must ensure that Server1 and Server2 have the latest updates from Microsoft.

Which command should you run on each server?

To answer, select the appropriate command to run on each server in the answer area.

Hot Area:

Server1	<div> <input type="text"/> </div> <div> <input type="text" value="set-wsuserversynchronization -syncfrommu"/> <input type="text" value="set-wsuserversynchronization -useservername server1"/> <input type="text" value="set-wsuserversynchronization -useservername server2"/> <input type="text" value="wsusutil.exe movecontent \\server1\c\$"/> <input type="text" value="wsusutil.exe movecontent \\server2\c\$"/> </div>
Server2	<div> <input type="text"/> </div> <div> <input type="text" value="set-wsuserversynchronization -syncfrommu"/> <input type="text" value="set-wsuserversynchronization -useservername server1"/> <input type="text" value="set-wsuserversynchronization -useservername server2"/> <input type="text" value="wsusutil.exe movecontent \\server1\c\$"/> <input type="text" value="wsusutil.exe movecontent \\server2\c\$"/> </div>

Correct Answer:

Server1	<input type="text"/> set-wsuserversynchronization -syncfrommu set-wsuserversynchronization -useservername server1 set-wsuserversynchronization -useservername server2 wsusutil.exe movecontent \\server1\c\$\ wsusutil.exe movecontent \\server2\c\$\
Server2	<input type="text"/> set-wsuserversynchronization -syncfrommu set-wsuserversynchronization -useservername server1 set-wsuserversynchronization -useservername server2 wsusutil.exe movecontent \\server1\c\$\ wsusutil.exe movecontent \\server2\c\$\

Section: (none)

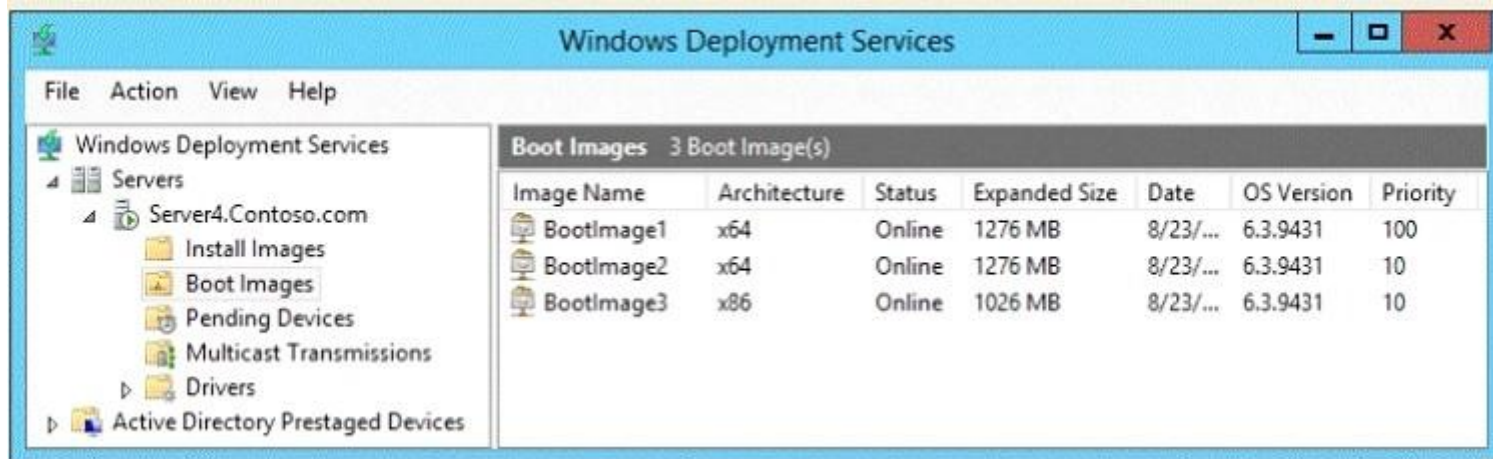
Explanation

Explanation/Reference:

QUESTION 7

You have a server named Server4 that runs Windows Server 2012 R2. Server4 has the Windows Deployment Services server role installed.

Server4 is configured as shown in the exhibit. (Click the Exhibit button.)



To answer, complete each statement according to the information presented in the exhibit. Each correct selection is worth one point.

Hot Area:

Answer Area

When you connect to Windows Deployment Services (WDS) from an x64 client computer, you can select ...

- BootImage3 only.
- BootImage1 and BootImage2 only.
- BootImage2 and BootImage3 only.
- BootImage1, BootImage2, and BootImage3

When you connect to Windows Deployment Services (WDS) from an x64 client computer, the default image will be ...

- BootImage1.
- BootImage2.
- BootImage3.

Correct Answer:

Answer Area

When you connect to Windows Deployment Services (WDS) from an x64 client computer, you can select ...

When you connect to Windows Deployment Services (WDS) from an x64 client computer, the default image will be ...

Section: (none)
Explanation

Explanation/Reference:

QUESTION 8

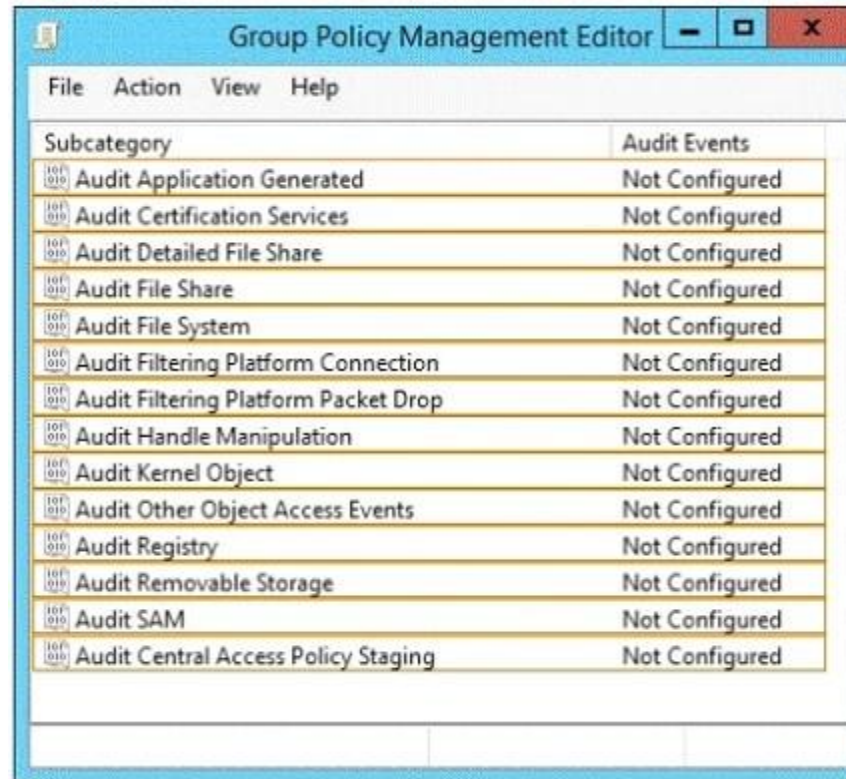
Your network contains an Active Directory domain named contoso.com. All servers run Windows Server 2012 R2.

You need to audit successful and failed attempts to read data from USB drives on the servers.

Which two objects should you configure?

To answer, select the appropriate two objects in the answer area.

Hot Area:



Correct Answer:



Section: (none)

Explanation

Explanation/Reference:

QUESTION 9

Your network contains an Active Directory domain named contoso.com. The domain contains servers named Server1 and Server2. Both servers have the DFS Replication role service installed.

You need to configure the DFS Replication environment to meet the following requirements:

- Increase the quota limit of the staging folder.
- Configure the staging folder cleanup process to provide the highest amount of free space possible.

Which cmdlets should you use to meet each requirement?

To answer, select the appropriate options in the answer area.

Hot Area:

Answer Area	
Increase the quota limit of the staging folder.	<div>▼</div> <ul style="list-style-type: none"> Set-DfsrGroupSchedule Set-DfsrMembership Set-DfsrReplicatedFolder Set-DfsrServiceConfiguration
Configure the staging folder cleanup process to provide the highest amount of free space possible.	<div>▼</div> <ul style="list-style-type: none"> Set-DfsrGroupSchedule Set-DfsrMembership Set-DfsrReplicatedFolder Set-DfsrServiceConfiguration

Correct Answer:

Answer Area	
Increase the quota limit of the staging folder.	<div>▼</div> <ul style="list-style-type: none"> Set-DfsrGroupSchedule Set-DfsrMembership Set-DfsrReplicatedFolder Set-DfsrServiceConfiguration
Configure the staging folder cleanup process to provide the highest amount of free space possible.	<div>▼</div> <ul style="list-style-type: none"> Set-DfsrGroupSchedule Set-DfsrMembership Set-DfsrReplicatedFolder Set-DfsrServiceConfiguration

Section: (none)

Explanation

Explanation/Reference:

QUESTION 10

Your network contains an Active Directory domain named contoso.com. The domain contains a server named Server1 that runs Windows Server 2012 R2. Server1 has the File Server Resource Manager role service installed.

You need to configure Server1 to meet the following requirements:

- Ensure that old files in a folder named Folder1 are archived automatically to a folder named Archive1.
- Ensure that all storage reports are saved to a network share.

Which two nodes should you configure?

To answer, select the appropriate two nodes in the answer area.

Hot Area:



Correct Answer:



Section: (none)

Explanation

Explanation/Reference:

QUESTION 11

You have a server named Server1 that runs Windows Server 2012 R2. Server1 has the Remote Access server role installed.

You need to configure the ports on Server1 to ensure that client computers can establish VPN connections to Server1 by using TCP port 443.

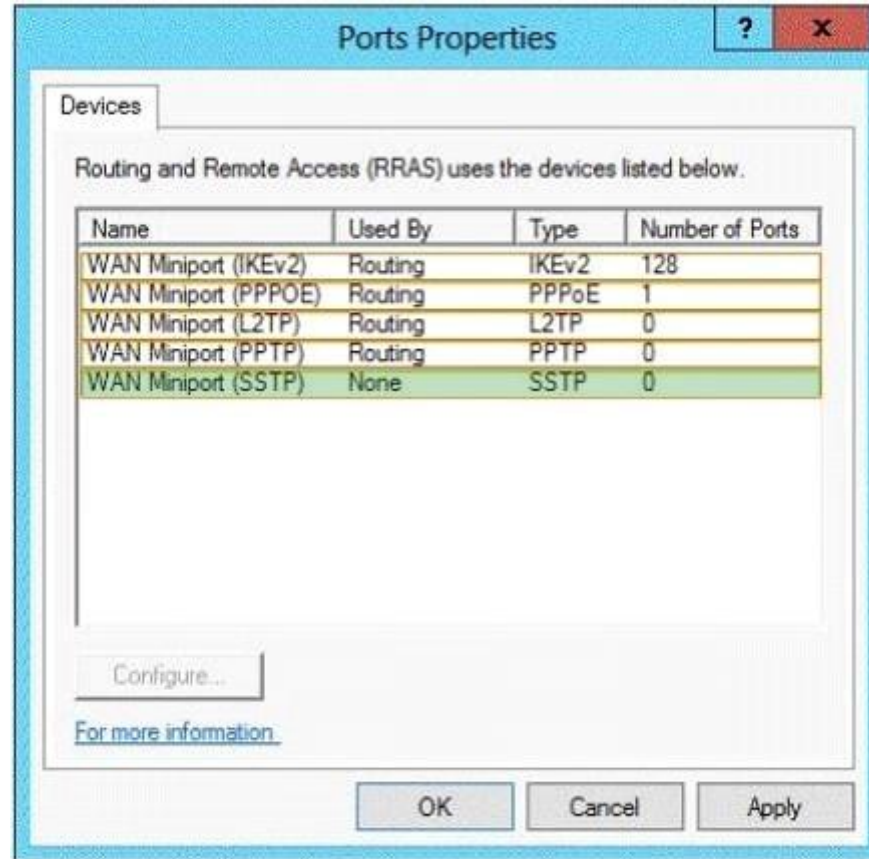
What should you modify?

To answer, select the appropriate object in the answer area.

Hot Area:



Correct Answer:



Section: (none)

Explanation

Explanation/Reference:

QUESTION 12

Your network contains an Active Directory domain named contoso.com.

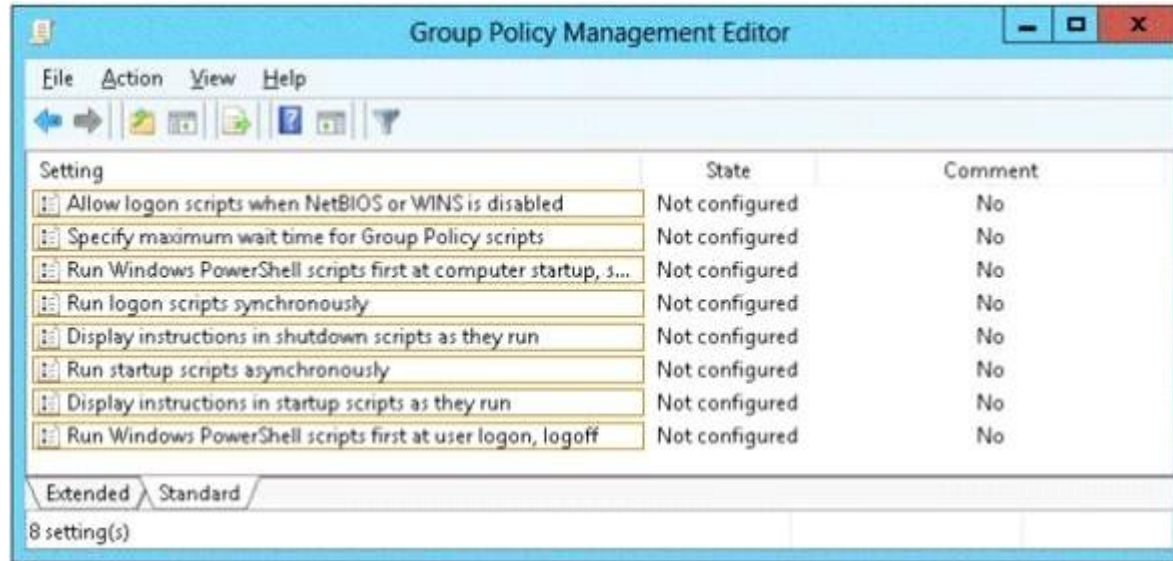
You have several Windows PowerShell scripts that execute when users log on to their client computer.

You need to ensure that all of the scripts execute completely before the users can access their desktop.

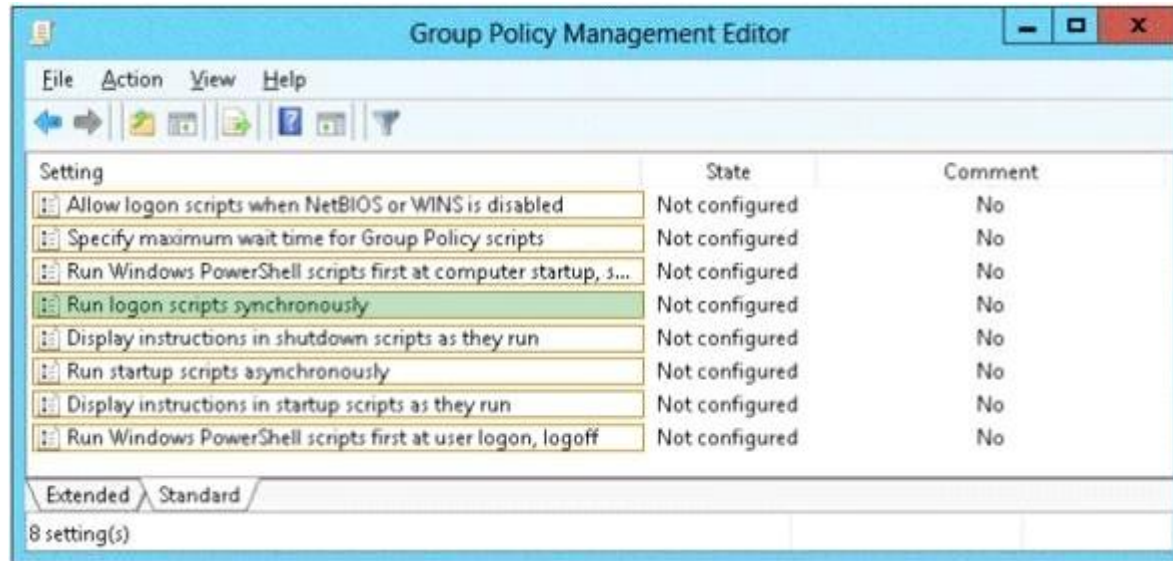
Which setting should you configure?

To answer, select the appropriate setting in the answer area.

Hot Area:



Correct Answer:



Section: (none)

Explanation

Explanation/Reference:

QUESTION 13

You have a server named Server1 that runs Windows Server 2012 R2. Server1 has the Remote Access server role installed.

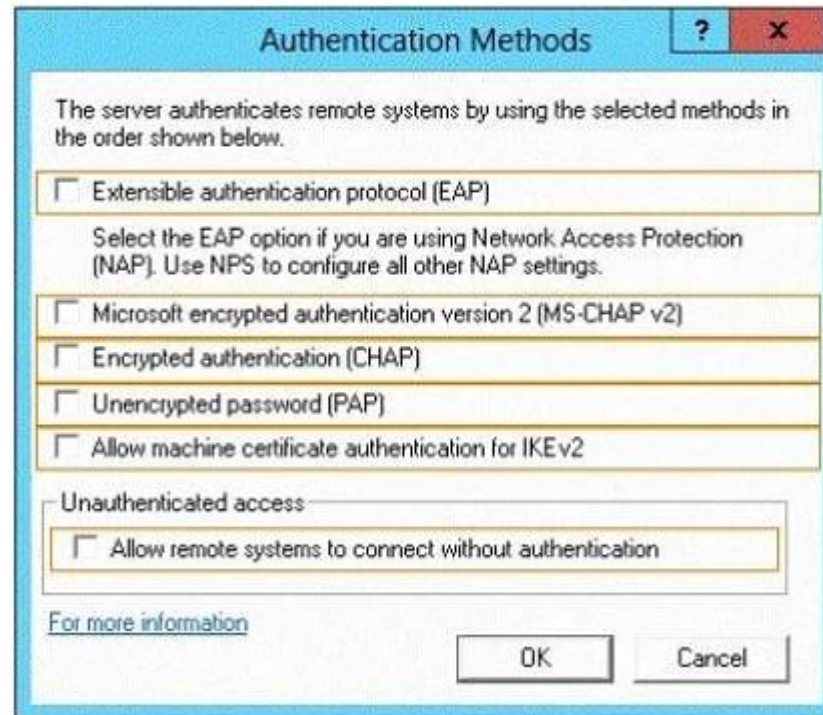
You have a client named Client1 that is configured as an 802.1X supplicant.

You need to configure Server1 to handle authentication requests from Client1. The solution must minimize the number of authentication methods enabled on Server1.

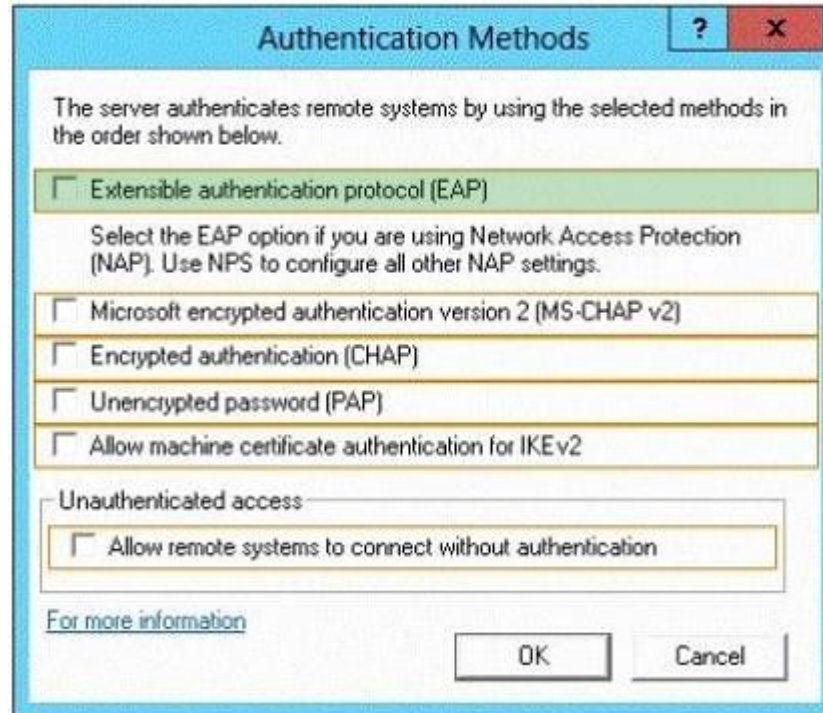
Which authentication method should you enable?

To answer, select the appropriate authentication method in the answer area.

Hot Area:



Correct Answer:



Section: (none)

Explanation

Explanation/Reference:

QUESTION 14

Your network contains an Active Directory domain named contoso.com.

All DNS servers host a DNS zone named adatum.com. The adatum.com zone is not Active Directory-integrated.

An administrator modifies the start of authority (SOA) record for the adatum.com zone.

After the modification, you discover that when you add or modify DNS records in the adatum.com zone, the changes are not transferred to the DNS servers that host secondary copies of the adatum.com zone.

You need to ensure that the records are transferred to all the copies of the adatum.com zone.

What should you modify in the SOA record for the adatum.com zone?

To answer, select the appropriate setting in the answer area.

Hot Area:

The screenshot shows the 'adatum.com Properties' dialog box with the 'Start of Authority (SOA)' tab selected. The dialog contains the following fields and controls:

- Serial number:** A text box containing '251' and an 'Increment' button.
- Primary server:** A text box containing 'server1.contoso.com.' and a 'Browse...' button.
- Responsible person:** A text box containing 'hostmaster.contoso.com.' and a 'Browse...' button.
- Refresh interval:** A numeric box with '15' and a dropdown menu set to 'minutes'.
- Retry interval:** A numeric box with '10' and a dropdown menu set to 'minutes'.
- Expires after:** A numeric box with '1' and a dropdown menu set to 'days'.
- Minimum (default) TTL:** A numeric box with '1' and a dropdown menu set to 'hours'.
- TTL for this record:** A text box showing '0 :1 :0 :0' with a format '(DDDD:HH.MM.SS)' to its right.

At the bottom of the dialog are four buttons: 'OK', 'Cancel', 'Apply', and 'Help'.

Correct Answer:

The screenshot shows the 'adatum.com Properties' dialog box with the 'Start of Authority (SOA)' tab selected. The 'Serial number' is 251. The 'Primary server' is server1.contoso.com. The 'Responsible person' is hostmaster.contoso.com. The 'Refresh interval' is 15 minutes. The 'Retry interval' is 10 minutes. The 'Expires after' is 1 days. The 'Minimum (default) TTL' is 1 hours. The 'TTL for this record' is 0:1:0:0 (DDDD:HH.MM.SS). Buttons for 'Increment', 'Browse...', 'OK', 'Cancel', 'Apply', and 'Help' are present.

Section: (none)

Explanation

Explanation/Reference:

QUESTION 15

Your network contains an Active Directory domain named contoso.com.

You implement DirectAccess.

You need to view the properties of the DirectAccess connection.

Which connection properties should you view?

To answer, select the appropriate connection properties in the answer area.

Hot Area:



Correct Answer:



Section: (none)
Explanation

Explanation/Reference:

QUESTION 16

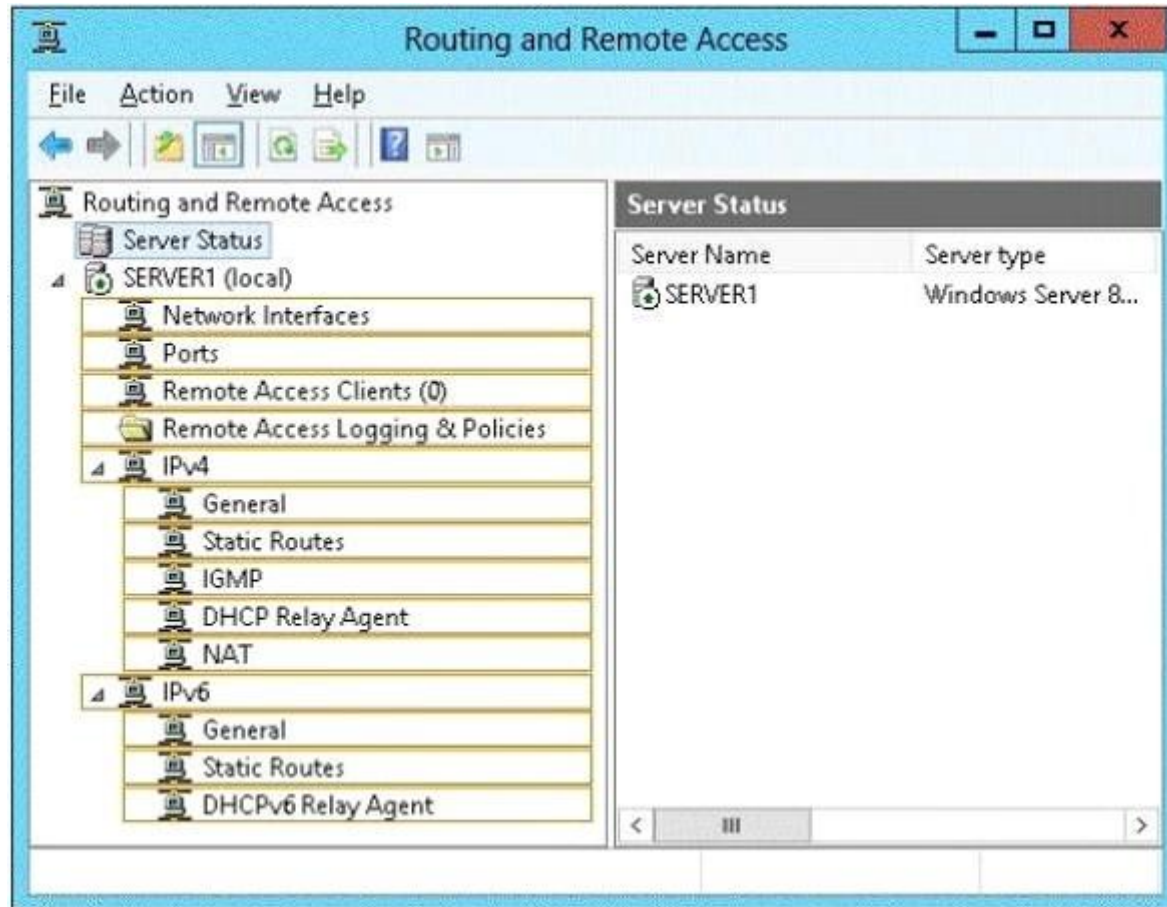
You have a server named Server1 that runs Windows Server 2012 R2. Server1 has two network adapters and is located in a perimeter network.

You need to install the RIP version 2 routing protocol on Server1.

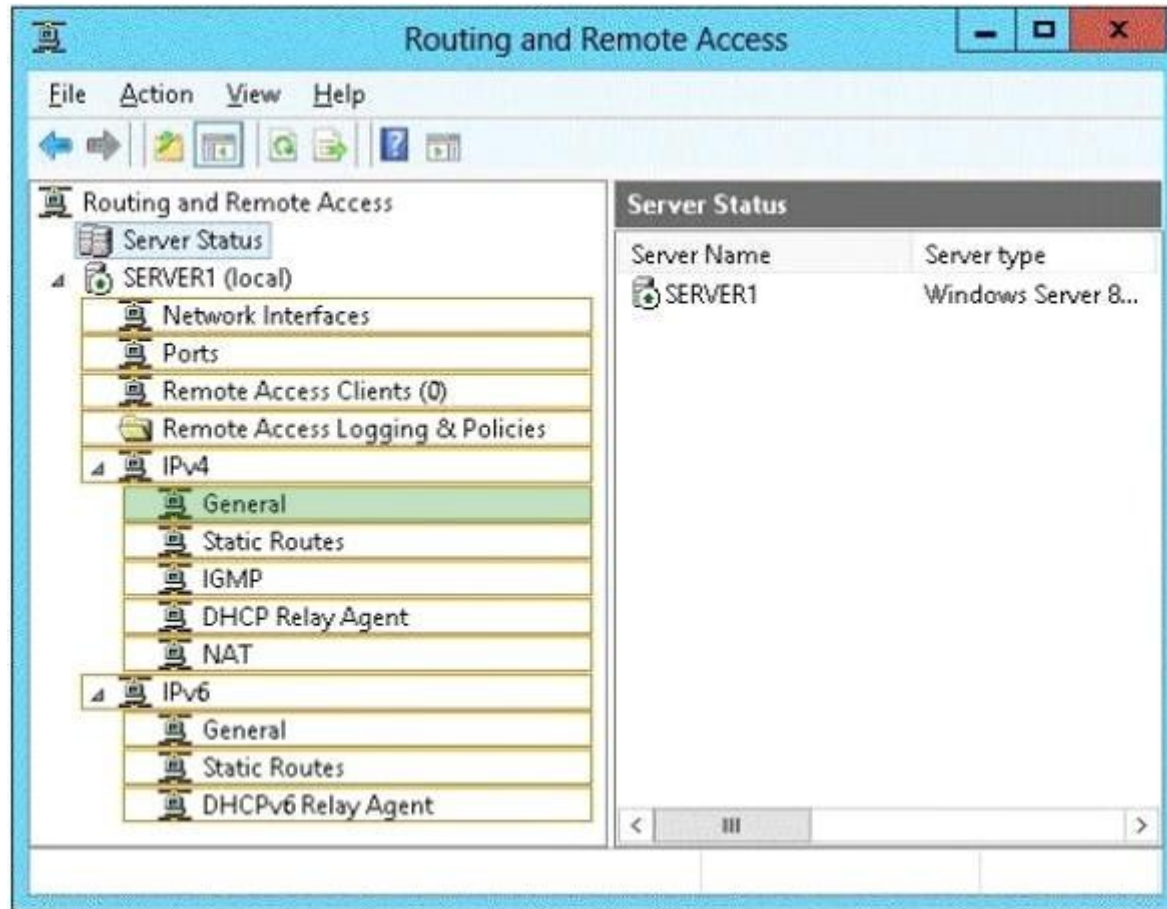
Which node should you use to add the RIP version 2 routing protocol?

To answer, select the appropriate node in the answer area.

Hot Area:



Correct Answer:



Section: (none)

Explanation

Explanation/Reference:

QUESTION 17

You have a server named Server1 that has the Web Server (IIS) server role installed.

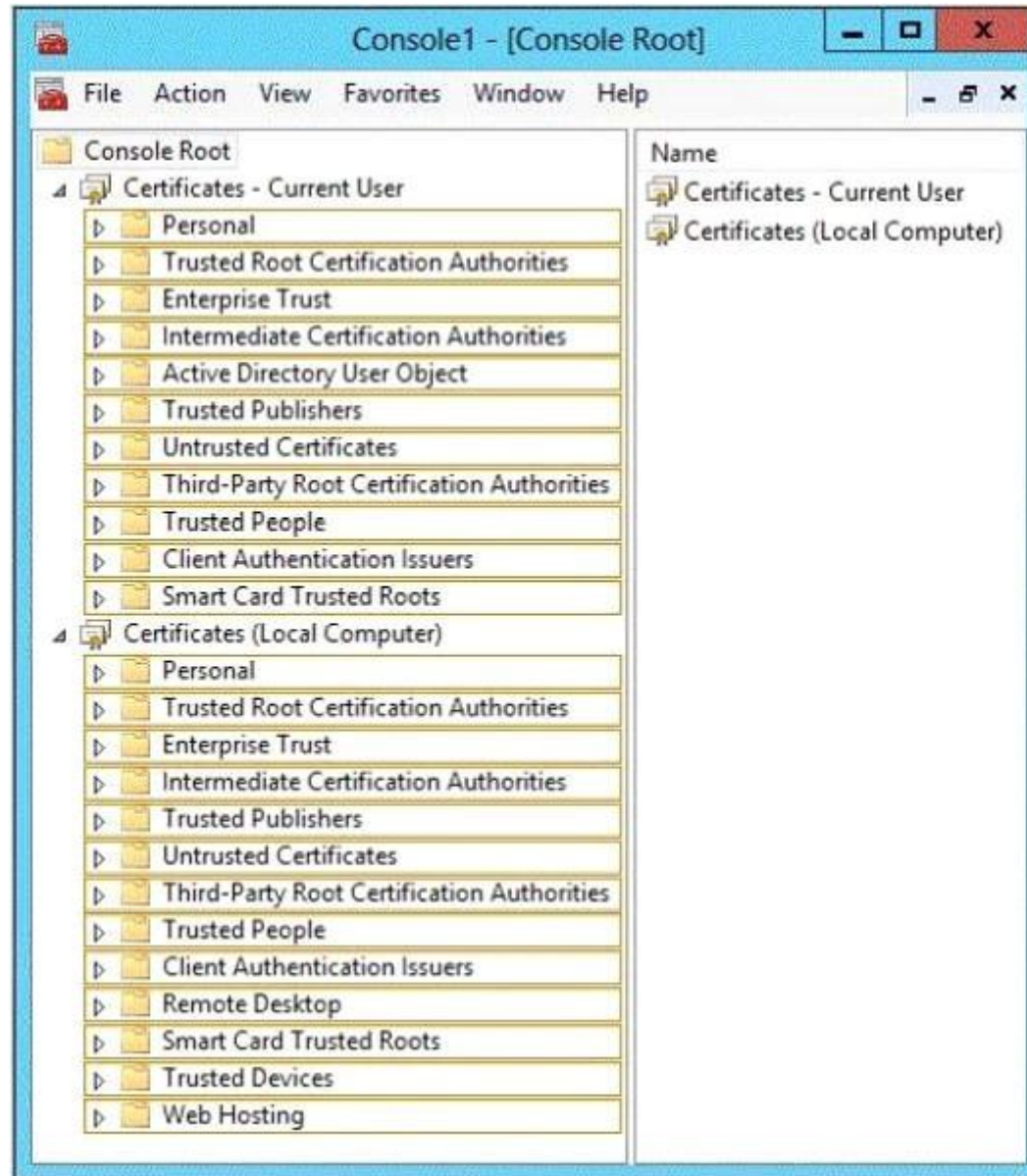
You obtain a Web Server certificate.

You need to configure a website on Server1 to use Secure Sockets Layer (SSL).

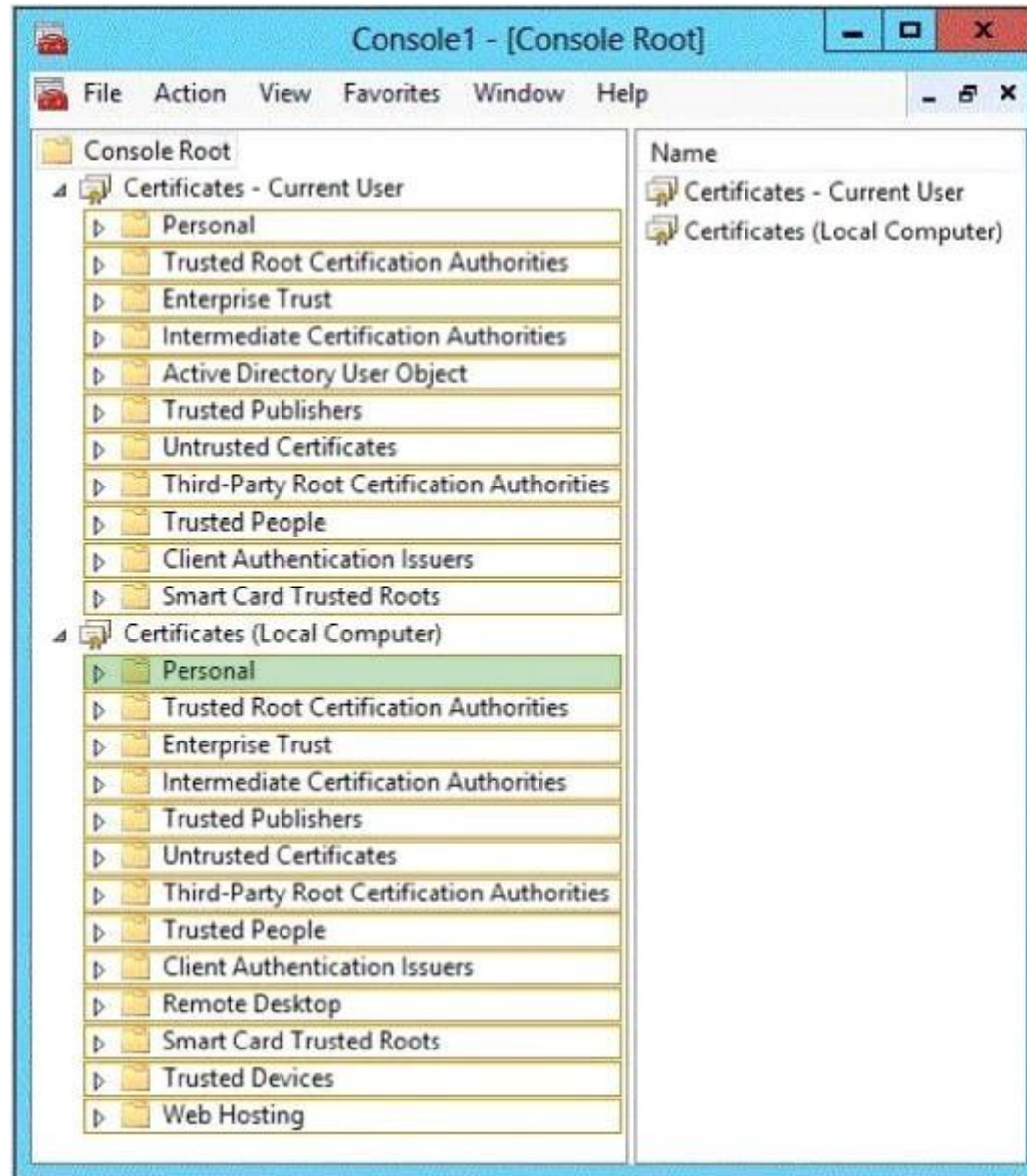
To which store should you import the certificate?

To answer, select the appropriate store in the answer area.

Hot Area:



Correct Answer:



Section: (none)
Explanation

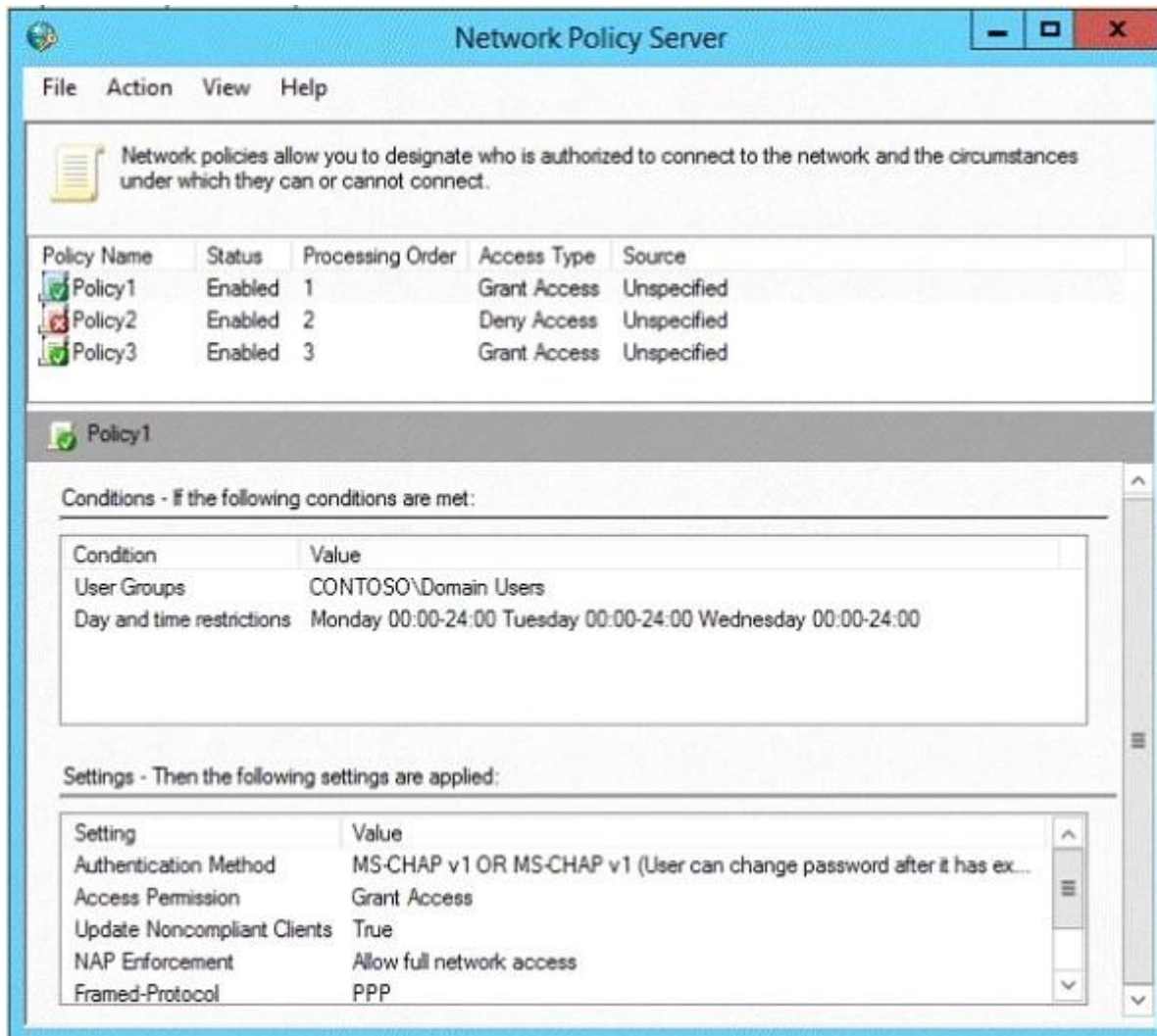
Explanation/Reference:**QUESTION 18**

Your network contains an Active Directory named contoso.com.

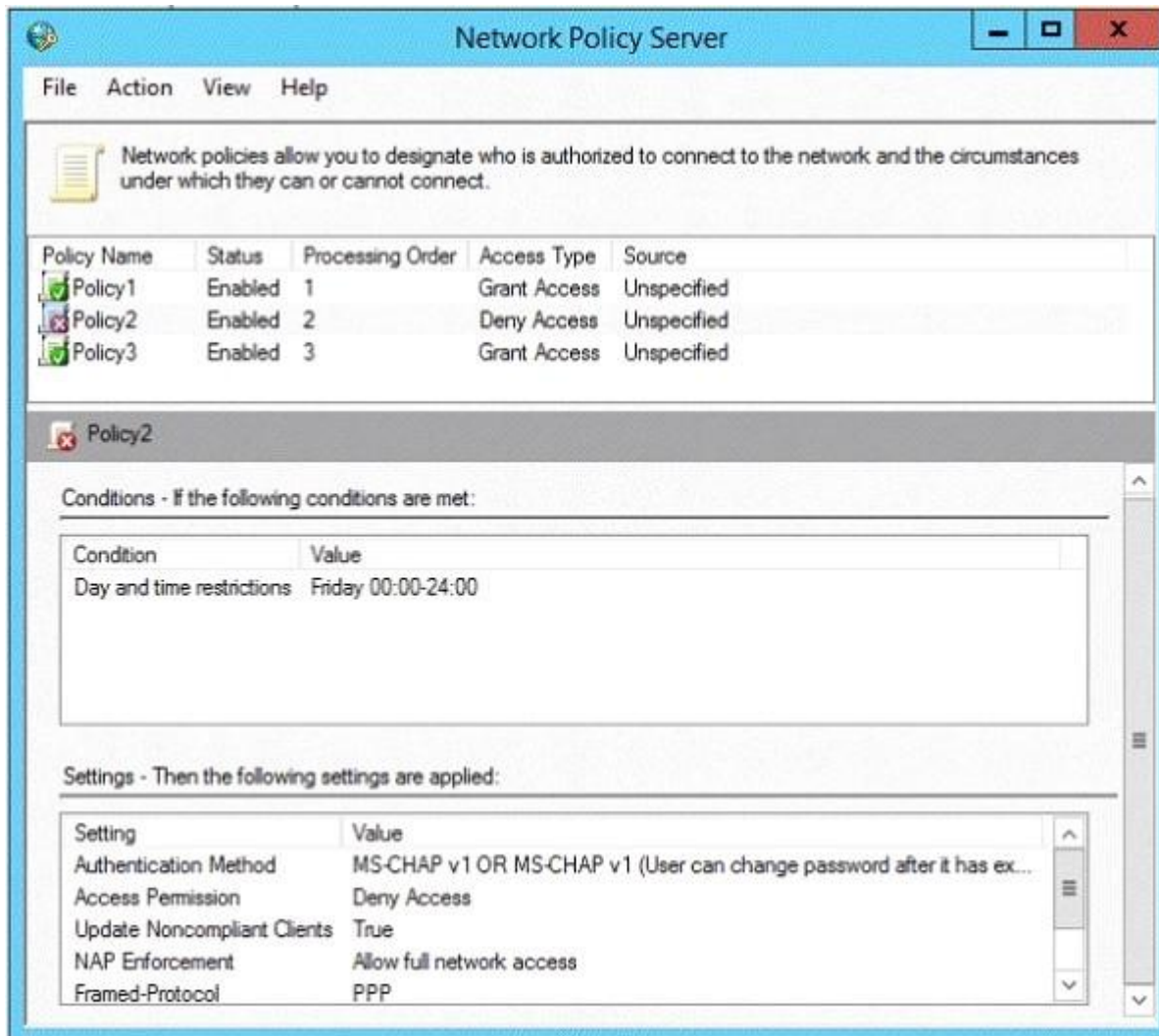
You have users named User1 and user2.

The Network Access Permission for User1 is set to Control access through NPS Network Policy. The Network Access Permission for User2 is set to Allow access.

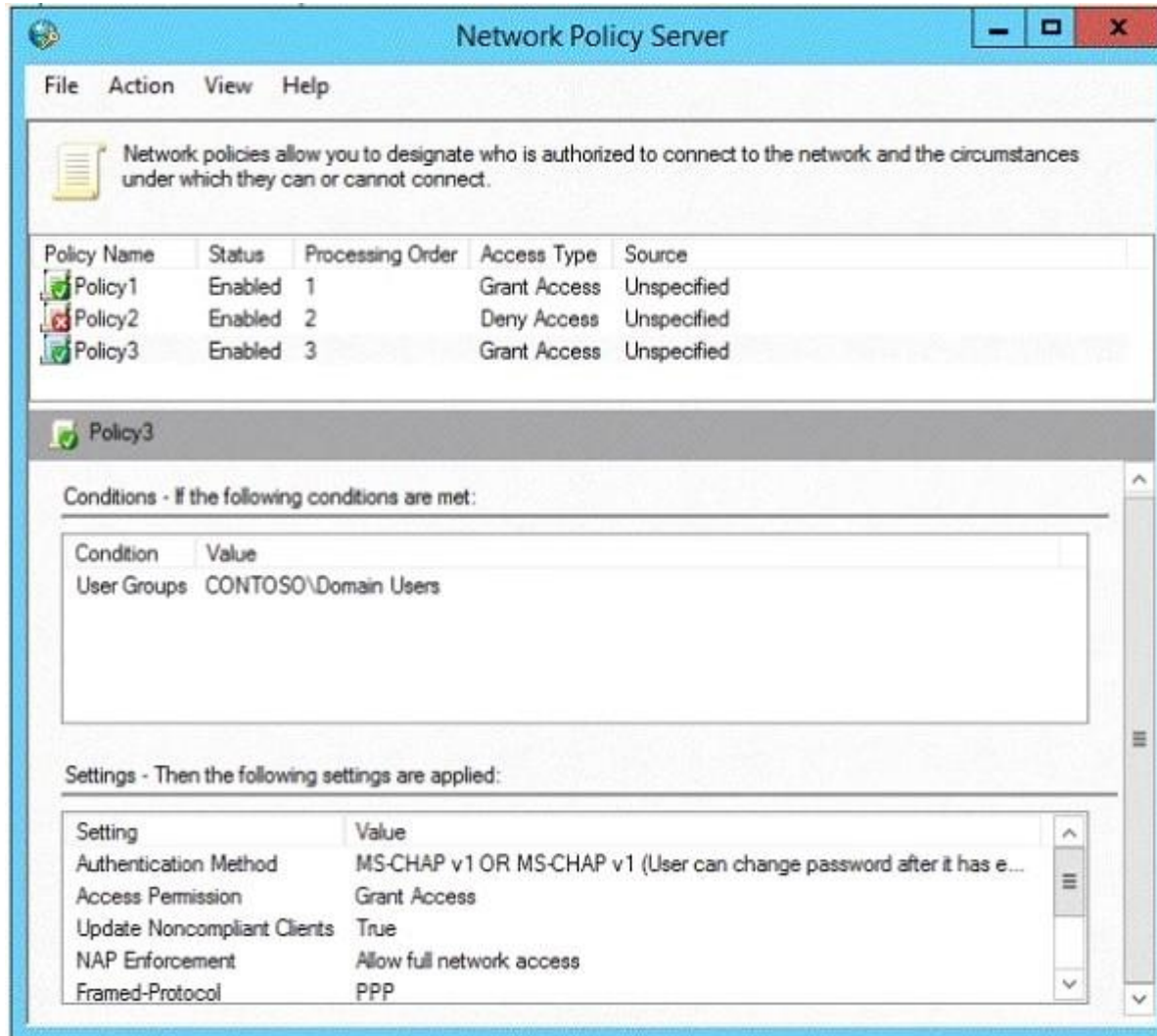
A policy named Policy1 is shown in the Policy1 exhibit. (Click the Exhibit button.)



A policy named Policy2 is shown in the Policy2 exhibit. (Click the Exhibit button.)



A policy named Policy3 is shown in the Policy3 exhibit. (Click the Exhibit button.)



For each of the following statements, select Yes if the statement is true. Otherwise, select No. Each correct selection is worth one point.

Hot Area:

	Yes	No
User1 will be able to establish a VPN connection on Thursday.	<input type="checkbox"/>	<input type="checkbox"/>
User1 will be able to establish a VPN connection on Friday.	<input type="checkbox"/>	<input type="checkbox"/>
User2 will be able to establish a VPN connection on Friday.	<input type="checkbox"/>	<input type="checkbox"/>

Correct Answer:

	Yes	No
User1 will be able to establish a VPN connection on Thursday.	<input checked="" type="checkbox"/>	<input type="checkbox"/>
User1 will be able to establish a VPN connection on Friday.	<input type="checkbox"/>	<input checked="" type="checkbox"/>
User2 will be able to establish a VPN connection on Friday.	<input checked="" type="checkbox"/>	<input type="checkbox"/>

Section: (none)
Explanation

Explanation/Reference:

QUESTION 19

Your company has two offices. The offices are located in Montreal and Seattle.

The network contains an Active Directory domain named contoso.com. The domain contains servers named Server1 and Server2. Server1 is located in the Seattle office. Server2 is located in the Montreal office. Both servers run Windows Server 2012 R2 and have the Windows Server Update Services (WSUS) server role installed.

You need to configure Server2 to download updates that are approved on Server1 only.

What cmdlet should you run?

To answer, select the appropriate options in the answer area.

Hot Area:

Answer Area		
<div> <div></div> <div> Add-WsusComputer Approve-WsusUpdate Set-WsusClassification Set-WsusProduct Set-WsusServerSynchronizatio </div> </div>	<div> <div></div> <div> -ServerName Server1 -UpdateServer Server1 -UssServerName Server1 </div> </div>	<div> <div></div> <div> -Replica -SyncFromMu -UseSsl </div> </div>

Correct Answer:

Answer Area		
<div> <div></div> <div> Add-WsusComputer Approve-WsusUpdate Set-WsusClassification Set-WsusProduct Set-WsusServerSynchronizatio </div> </div>	<div> <div></div> <div> -ServerName Server1 -UpdateServer Server1 -UssServerName Server1 </div> </div>	<div> <div></div> <div> -Replica -SyncFromMu -UseSsl </div> </div>

Section: (none)

Explanation

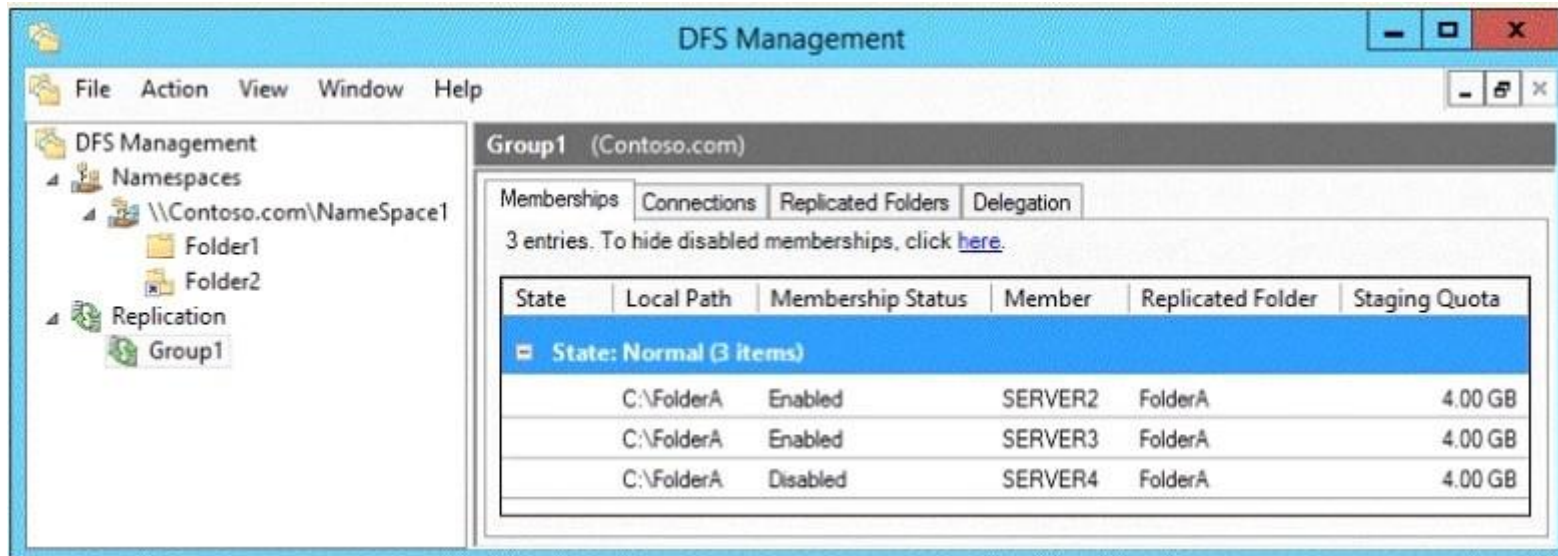
Explanation/Reference:

QUESTION 20

Your network contains an Active Directory domain named contoso.com. The domain contains three servers named Server2, Server3, and Server4.

Server2 and Server4 host a Distributed File System (DFS) namespace named Namespace1.

You open the DFS Management console as shown in the exhibit. (Click the Exhibit button.)



To answer, complete each statement according to the information presented in the exhibit. Each correct selection is worth one point.

Hot Area:

Answer Area

On Server2, if you copy a file to C:\FolderA, the file will be present on ...

Server2 only.

Server2 and Server3 only.

Server2 and Server4 only.

Server3 and Server4 only.

Server2, Server3, and Server4.

On Server2, if you copy a file to C:\Folder1, the file will be present on ...

Server2 only.

Server2 and Server3 only.

Server2 and Server4 only.

Server3 and Server4 only.

Server2, Server3, and Server4.

Correct Answer:

Answer Area

On Server2, if you copy a file to C:\FolderA, the file will be present on ...

Server2 only.

Server2 and Server3 only.

Server2 and Server4 only.

Server3 and Server4 only.

Server2, Server3, and Server4.

On Server2, if you copy a file to C:\Folder1, the file will be present on ...

Server2 only.

Server2 and Server3 only.

Server2 and Server4 only.

Server3 and Server4 only.

Server2, Server3, and Server4.

Section: (none)

Explanation**Explanation/Reference:****QUESTION 21**

Your network contains an Active Directory domain named contoso.com.

You create an organizational unit (OU) named OU1 and a Group Policy object (GPO) named GPO1. You link GPO1 to OU1.

You move several file servers that store sensitive company documents to OU1. Each file server contains more than 40 shared folders.

You need to audit all of the failed attempts to access the files on the file servers in OU1. The solution must minimize administrative effort.

Which two audit policies should you configure in GPO1?

To answer, select the appropriate two objects in the answer area.

Hot Area:**Correct Answer:**



Section: (none)

Explanation

Explanation/Reference:

QUESTION 22

Your network contains an Active Directory domain named contoso.com. The domain contains 30 user accounts that are used for network administration. The user accounts are members of a domain global group named Group1.

You identify the security requirements for the 30 user accounts as shown in the following table.

Security setting	Requirement
Minimum password length	20
Account is sensitive and cannot be delegated	Enabled
User cannot change password	Enabled
Password never expires	Enabled

You need to identify which settings must be implemented by using a Password Settings object (PSO) and which settings must be implemented by modifying the properties of the user accounts.

What should you identify?

To answer, configure the appropriate settings in the dialog box in the answer area.

Hot Area:

Security setting	Configured by using
Minimum password length	<div><div></div><div>PSO</div><div>User account properties</div></div>
Account is sensitive and cannot be delegated	<div><div></div><div>PSO</div><div>User account properties</div></div>
User cannot change password	<div><div></div><div>PSO</div><div>User account properties</div></div>
Enforce password history	<div><div></div><div>PSO</div><div>User account properties</div></div>

Correct Answer:

Security setting	Configured by using
Minimum password length	<div> <div></div> <div>PSO</div> <div>User account properties</div> </div>
Account is sensitive and cannot be delegated	<div> <div></div> <div>PSO</div> <div>User account properties</div> </div>
User cannot change password	<div> <div></div> <div>PSO</div> <div>User account properties</div> </div>
Enforce password history	<div> <div></div> <div>PSO</div> <div>User account properties</div> </div>

Section: (none)

Explanation

Explanation/Reference:

QUESTION 23

Your network contains 25 Web servers that run Windows Server 2012 R2.

You need to configure auditing policies that meet the following requirements:

- Generate an event each time a new process is created.
- Generate an event each time a user attempts to access a file share.

Which two auditing policies should you configure?

To answer, select the appropriate two auditing policies in the answer area.

Hot Area:



Correct Answer:



Section: (none)

Explanation

Explanation/Reference:

QUESTION 24

Your network contains an Active Directory domain named contoso.com.

You need to create a certificate template for the BitLocker Drive Encryption (BitLocker) Network Unlock feature.

Which Cryptography setting of the certificate template should you modify?

To answer, select the appropriate setting in the answer area.

Hot Area:

Properties of New Template

Superseded Templates		Extensions	Security
Subject Name	Server	Issuance	Requirements
Compatibility	General	Request Handling	Cryptography

Provider Category: Legacy Cryptographic Service Provider

Algorithm name: Determined by CSP

Minimum key size: 1024

Choose which cryptographic providers can be used for requests

☐ Requests can use any provider available on the subject's computer

☒ Requests must use one of the following providers:

Providers:

- ☒ Microsoft Enhanced Cryptographic Provider v1.0
- ☐ Microsoft Base Cryptographic Provider v1.0
- ☐ Microsoft Base DSS and Diffie-Hellman Cryptographic Provider
- ☐ Microsoft DH SChannel Cryptographic Provider
- ☐ Microsoft Enhanced DSS and Diffie-Hellman Cryptographic Provider

Request hash: Determined by CSP

☐ Use alternate signature format

OK Cancel Apply Help

Correct Answer:

The screenshot shows the 'Properties of New Template' dialog box with the 'Cryptography' tab selected. The 'Provider Category' is set to 'Legacy Cryptographic Service Provider'. The 'Algorithm name' is 'Determined by CSP'. The 'Minimum key size' is '1024'. Under 'Choose which cryptographic providers can be used for requests', the option 'Requests must use one of the following providers:' is selected. The 'Providers' list includes 'Microsoft Enhanced Cryptographic Provider v1.0' (checked), 'Microsoft Base Cryptographic Provider v1.0', 'Microsoft Base DSS and Diffie-Hellman Cryptographic Provider', 'Microsoft DH SChannel Cryptographic Provider', and 'Microsoft Enhanced DSS and Diffie-Hellman Cryptographic Provider'. The 'Request hash' is 'Determined by CSP'. The 'Use alternate signature format' checkbox is unchecked. The dialog has 'OK', 'Cancel', 'Apply', and 'Help' buttons at the bottom.

Superseded Templates	Extensions	Security
Subject Name	Server	Issuance Requirements
Compatibility	General	Request Handling
		Cryptography

Provider Category: Legacy Cryptographic Service Provider

Algorithm name: Determined by CSP

Minimum key size: 1024

Choose which cryptographic providers can be used for requests

☐ Requests can use any provider available on the subject's computer

☒ Requests must use one of the following providers:

Providers:

- ☒ Microsoft Enhanced Cryptographic Provider v1.0
- ☐ Microsoft Base Cryptographic Provider v1.0
- ☐ Microsoft Base DSS and Diffie-Hellman Cryptographic Provider
- ☐ Microsoft DH SChannel Cryptographic Provider
- ☐ Microsoft Enhanced DSS and Diffie-Hellman Cryptographic Provider

Request hash: Determined by CSP

☐ Use alternate signature format

OK Cancel Apply Help

Section: (none)

Explanation

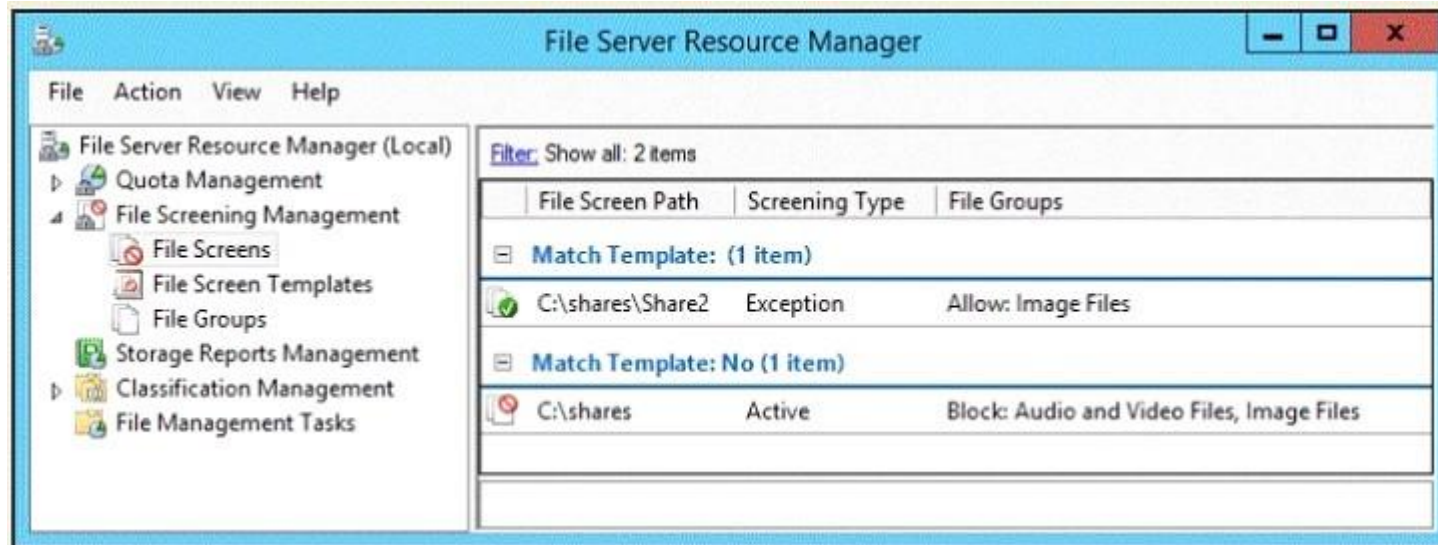
Explanation/Reference:

QUESTION 25

You have a file server named Server1 that runs Windows Server 2012 R2.

A user named User1 is assigned the modify NTFS permission to a folder named C:\shares and all of the subfolders of C:\shares.

On Server1, you open File Server Resource Manager as shown in the exhibit. (Click the Exhibit button.)



To answer, complete each statement according to the information presented in the exhibit. Each correct selection is worth one point.

Hot Area:

Answer Area

User1 can copy a file named ... to C:\shares.

File1.gif
File2.bmp
File3.jpg.zip
File4.mp3

User1 cannot copy a file named ... to a folder named C:\shares\share2.

File1.gif
File2.bmp
File3.jpg.zip
File4.mp3

Correct Answer:

Answer Area

User1 can copy a file named ... to C:\shares.

File1.gif
File2.bmp
File3.jpg.zip
File4.mp3

User1 cannot copy a file named ... to a folder named C:\shares\share2.

File1.gif
File2.bmp
File3.jpg.zip
File4.mp3

Section: (none)

Explanation

Explanation/Reference:

QUESTION 26

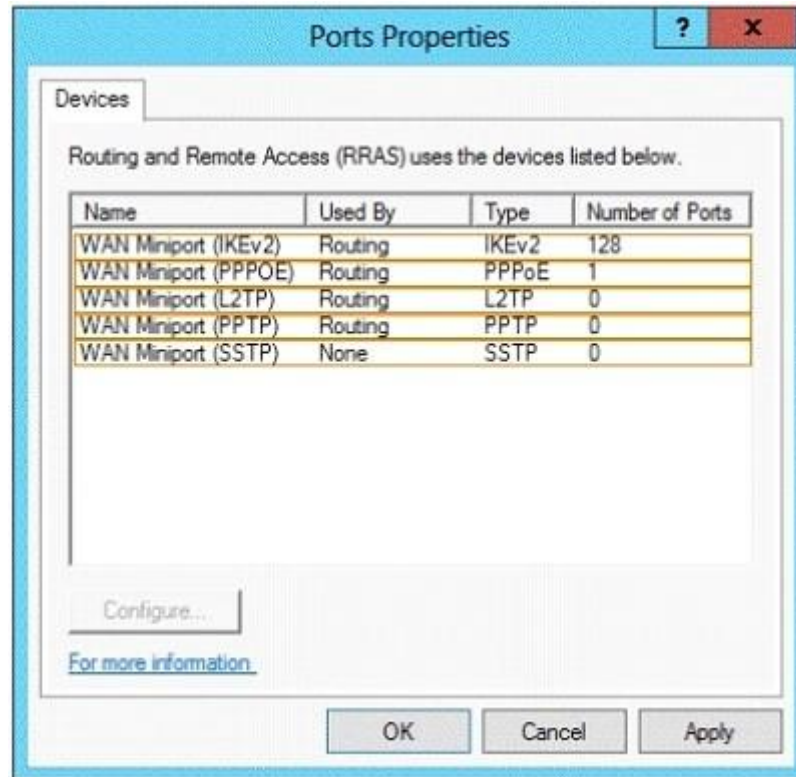
You have a server named Server1 that runs Windows Server 2012 R2. Server1 has the Remote Access server role installed.

You need to configure the ports on Server1 to ensure that client computers can establish VPN connections to Server1. The solution must NOT require the use of certificates or pre-shared keys.

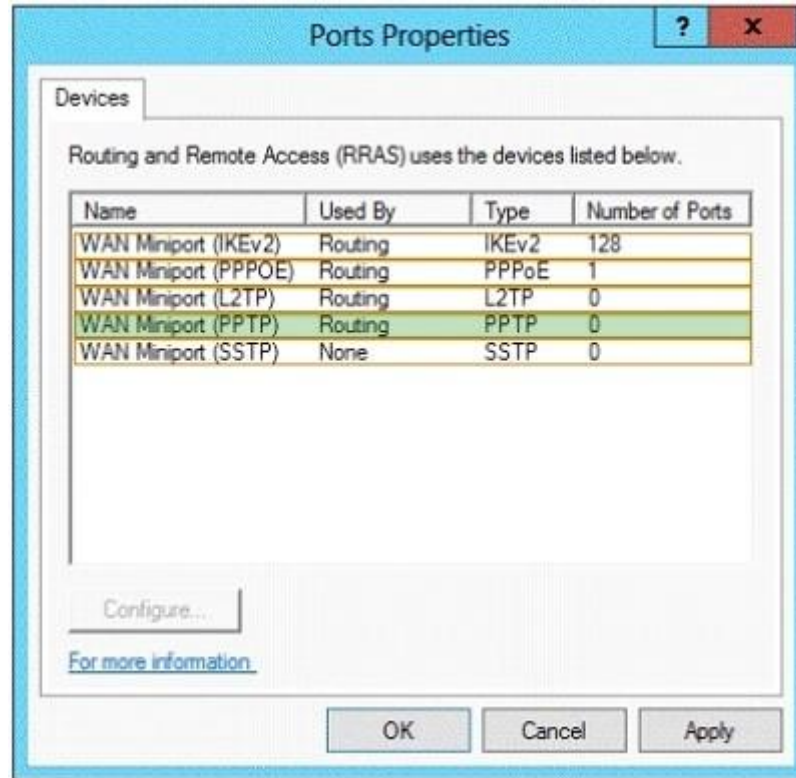
What should you modify?

To answer, select the appropriate object in the answer area.

Hot Area:



Correct Answer:



Section: (none)

Explanation

Explanation/Reference:

QUESTION 27

You have a server named Server1 that has the Network Policy and Access Services server role installed.

You plan to configure Network Policy Server (NPS) on Server1 to use certificate-based authentication for VPN connections.

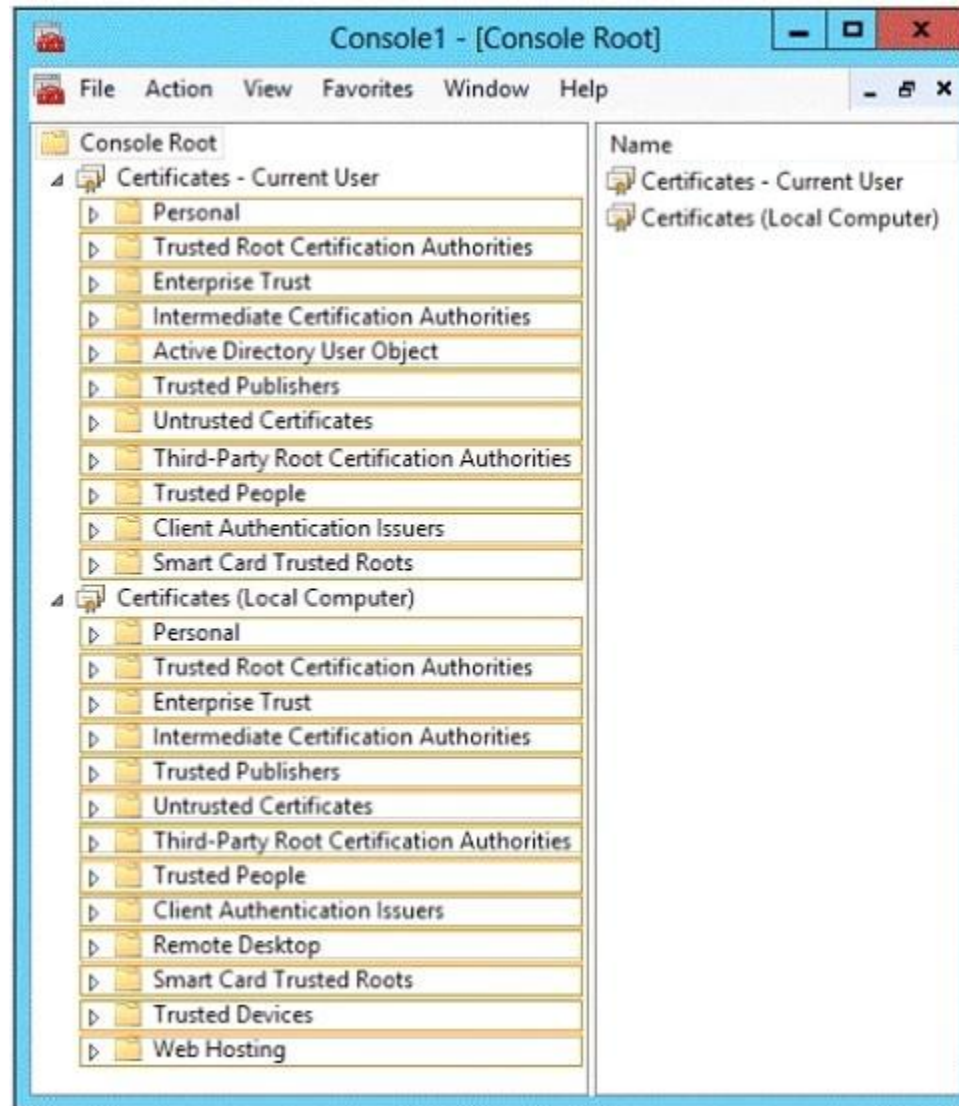
You obtain a certificate for NPS.

You need to ensure that NPS can perform certificate-based authentication.

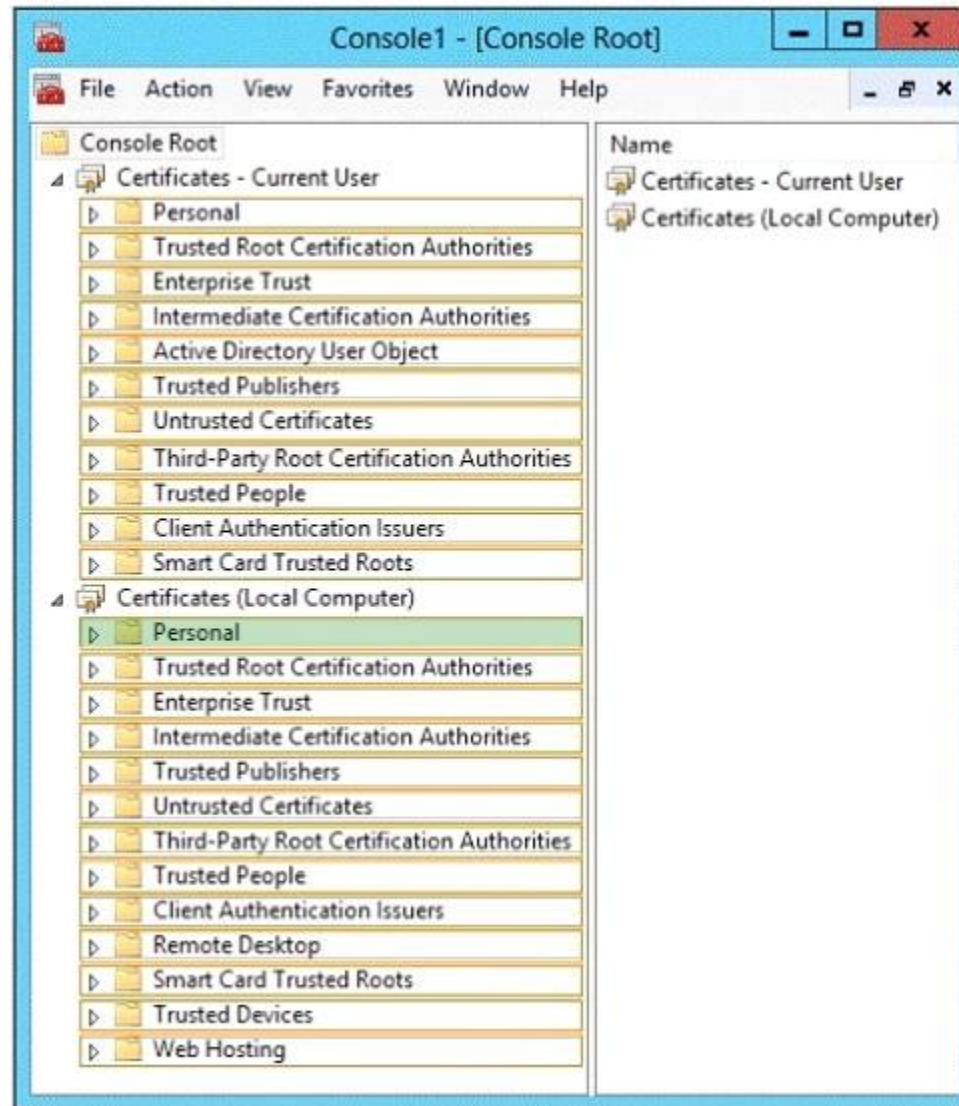
To which store should you import the certificate?

To answer, select the appropriate store in the answer area.

Hot Area:



Correct Answer:



Section: (none)

Explanation

Explanation/Reference:

QUESTION 28

Your network contains an Active Directory domain named contoso.com. The domain contains a member server that runs Windows Server 2012 R2 and has the Windows Deployment Services (WDS) server role installed.

You create a new multicast session in WDS and connect 50 client computers to the session.

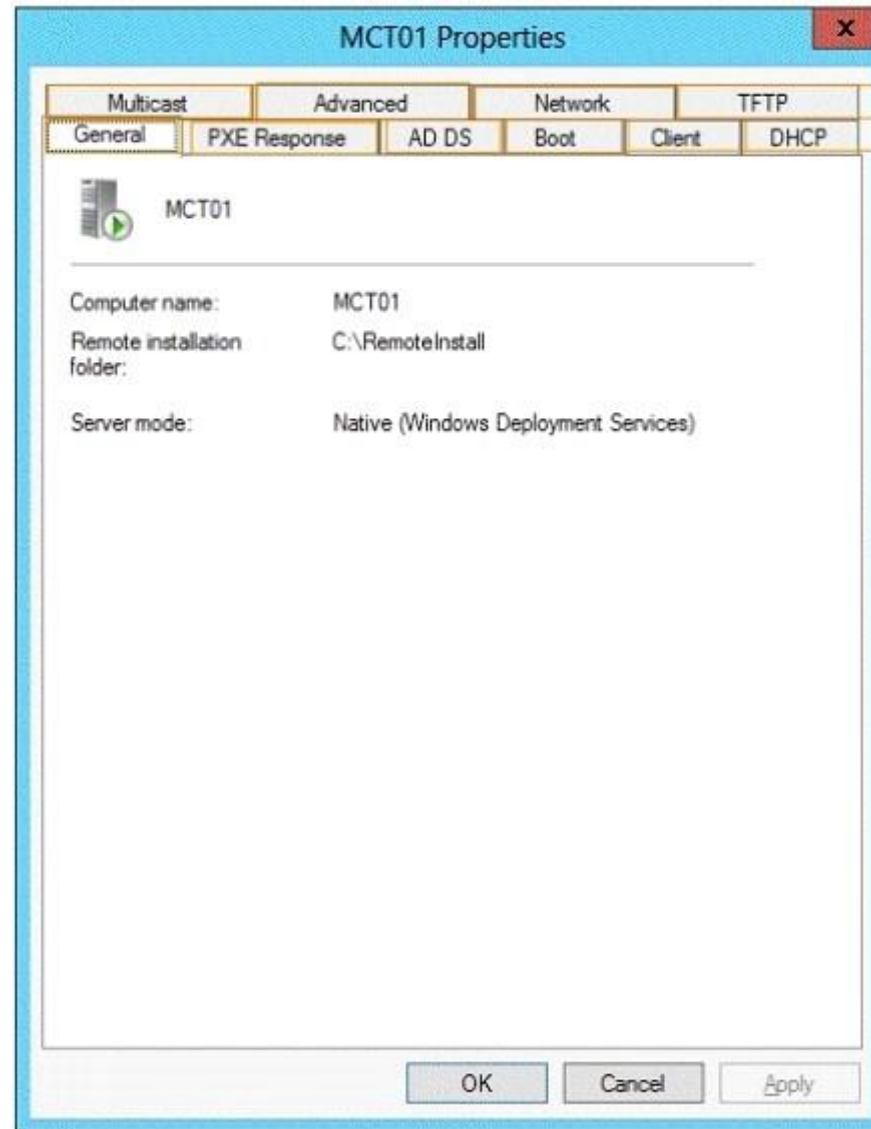
When you open the Windows Deployment Services console, you discover that all of the computers are listed as pending devices.

You need to ensure that any of the computers on the network can join a multicast transmission without requiring administrator approval.

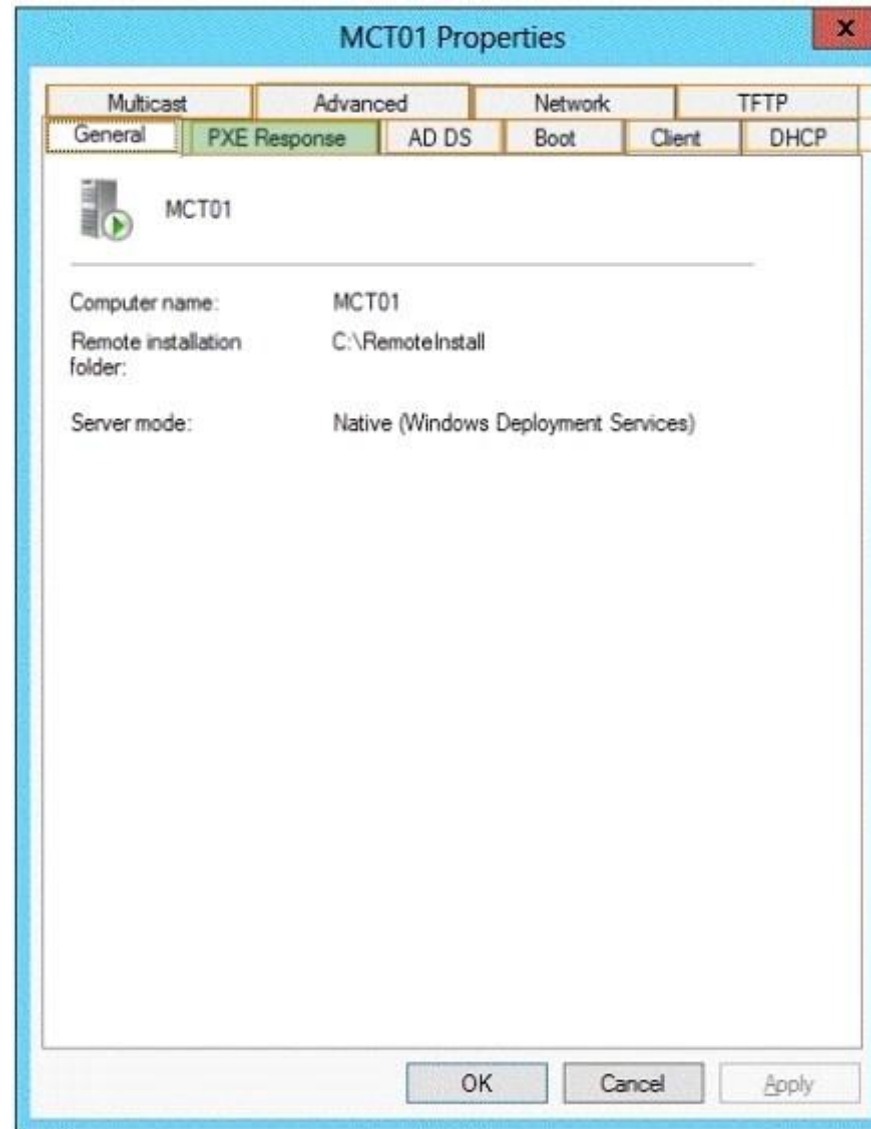
What should you configure?

To answer, select the appropriate tab in the answer area.

Hot Area:



Correct Answer:



Section: (none)
Explanation

Explanation/Reference:

QUESTION 29

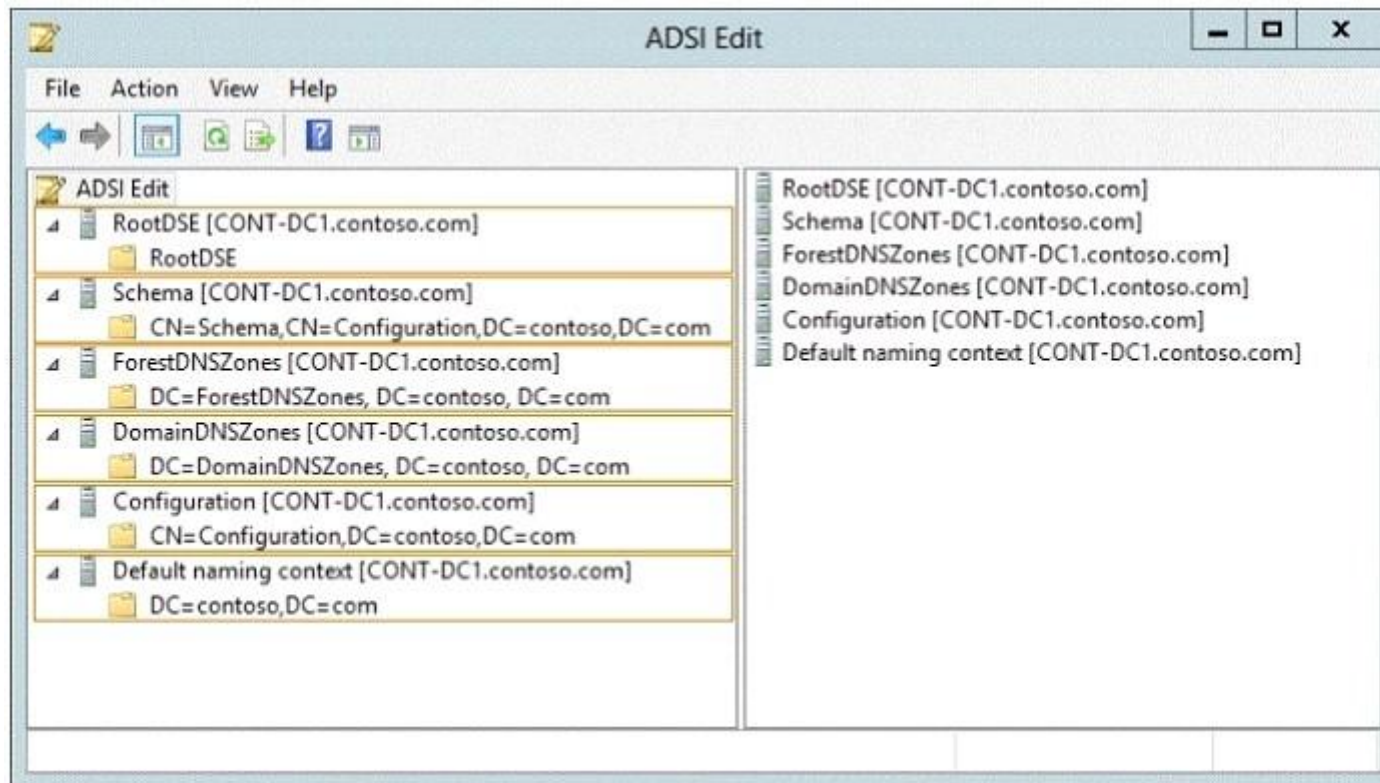
Your network contains an Active Directory forest named contoso.com. The forest contains a single domain. All domain controllers run Windows Server 2012 R2 and are configured as DNS servers. All DNS zones are Active Directory-integrated. Active Directory Recycle Bin is enabled.

You need to modify the amount of time deleted objects are retained in the Active Directory Recycle Bin.

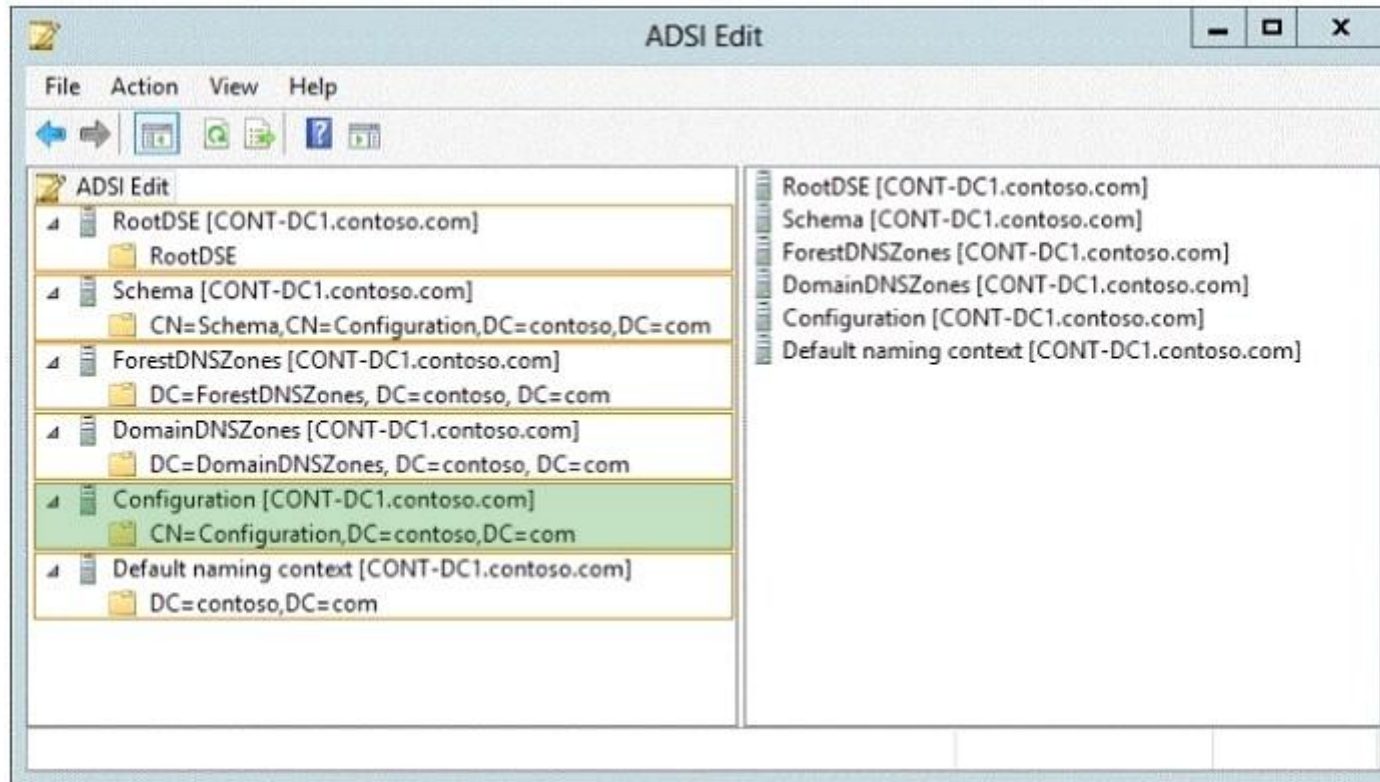
Which naming context should you use?

To answer, select the appropriate naming context in the answer area.

Hot Area:



Correct Answer:



Section: (none)

Explanation

Explanation/Reference:

QUESTION 30

Your network contains an Active Directory domain named contoso.com. The domain contains a server named Server1 that has the Network Policy Server server role installed. The domain contains a server named Server2 that is configured for RADIUS accounting.

Server1 is configured as a VPN server and is configured to forward authentication requests to Server2.

You need to ensure that only Server2 contains event information about authentication requests from connections to Server1.

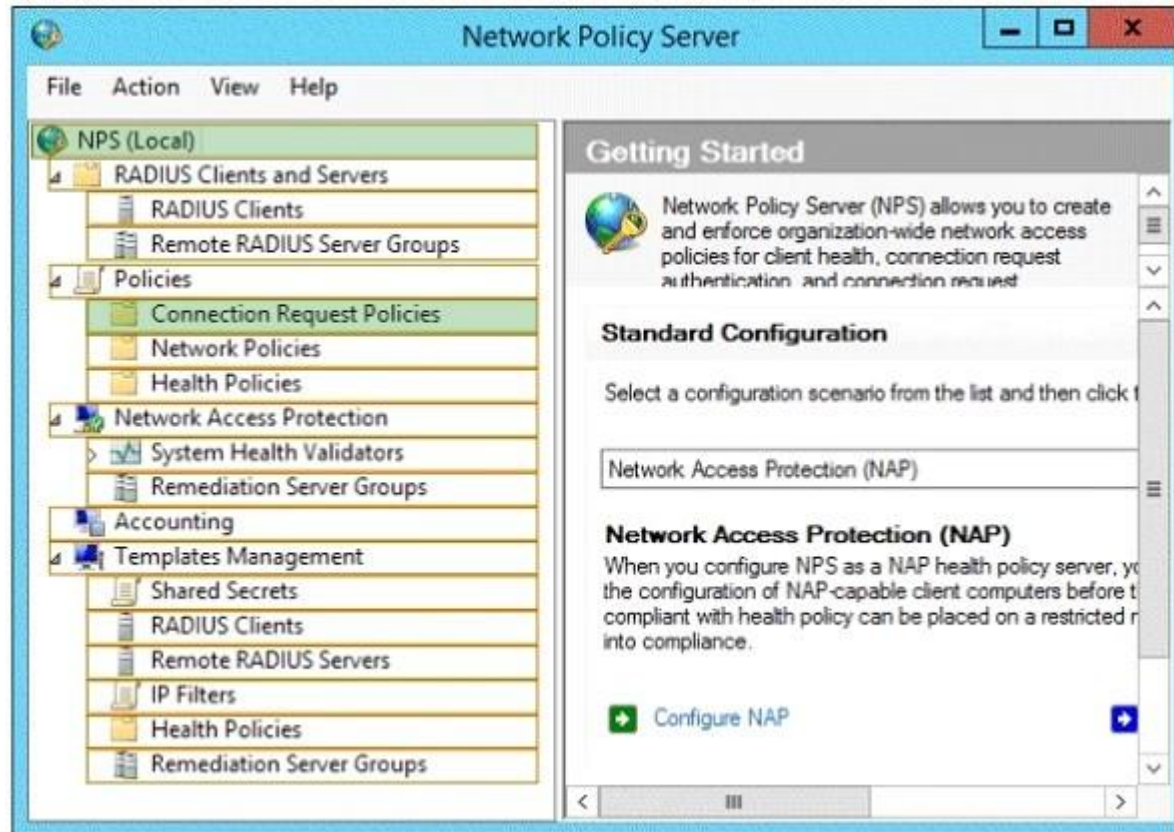
Which two nodes should you configure from the Network Policy Server console?

To answer, select the appropriate two nodes in the answer area.

Hot Area:



Correct Answer:



Section: (none)

Explanation

Explanation/Reference:

QUESTION 31

You have a server named Servers that runs Windows Server 2012 R2. Servers has the Windows Deployment Services server role installed.

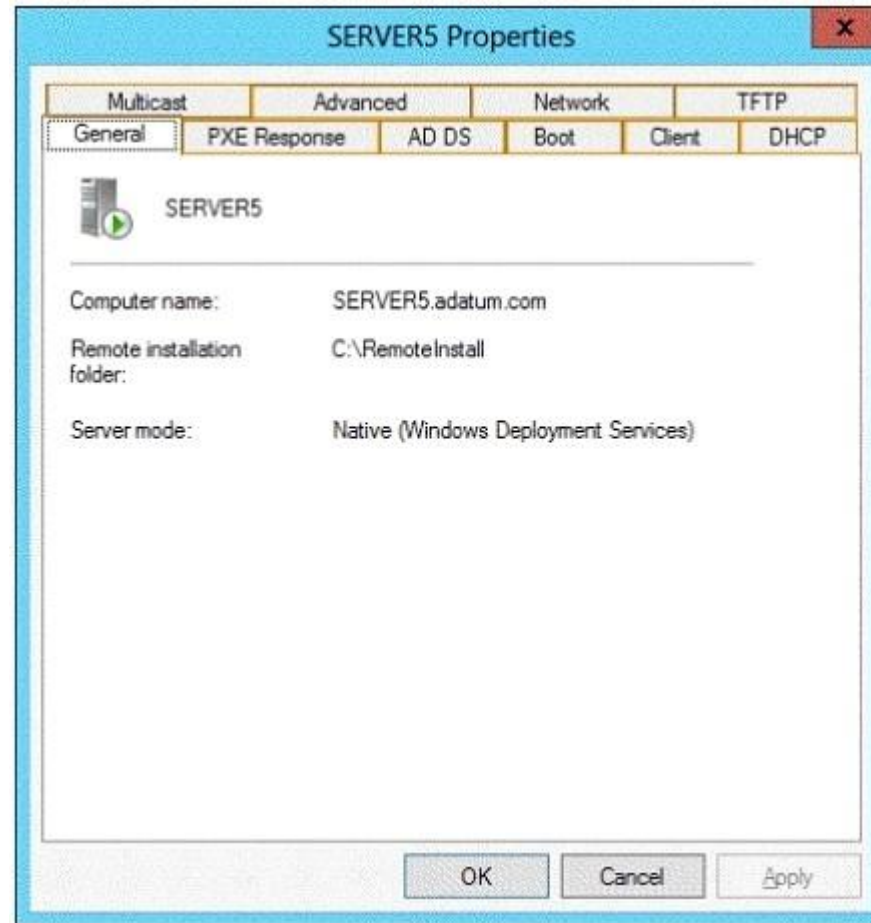
Server5 contains several custom images of Windows 8.

You need to ensure that when 32-bit client computers start by using PXE, the computers automatically install an image named Image 1.

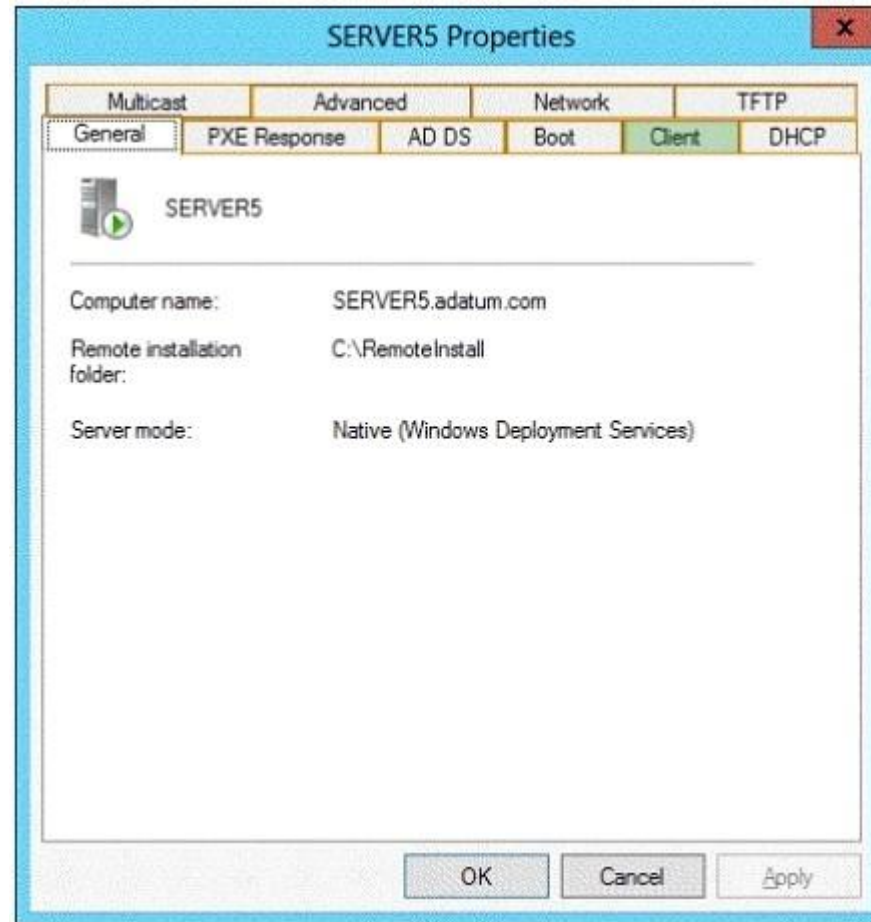
What should you configure?

To answer, select the appropriate tab in the answer area.

Hot Area:



Correct Answer:



Section: (none)

Explanation

Explanation/Reference:

QUESTION 32

Your network contains an Active Directory domain named adatum.com. The domain contains a server named Server1.

Your company implements DirectAccess.

A user named User1 works at a customer's office. The customer's office contains a server named Server1.

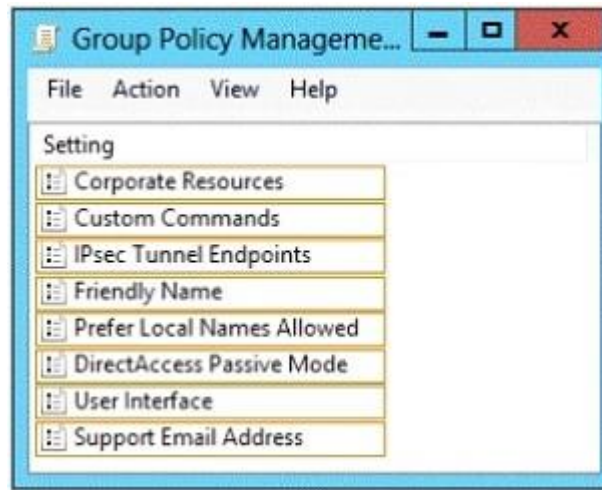
When User1 attempts to connect to Server1, User1 connects to Server1 in adatum.com.

You need to provide User1 with the ability to connect to Server1 in the customer's office.

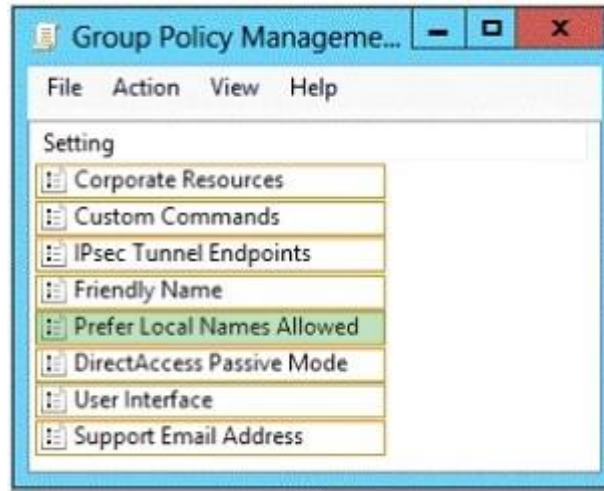
Which Group Policy option should you configure?

To answer, select the appropriate option in the answer area.

Hot Area:



Correct Answer:



Section: (none)

Explanation

Explanation/Reference:

QUESTION 33

Your network contains an Active Directory domain named contoso.com. The domain contains a file server named Server1. All servers run Windows Server 2012 R2.

You have two user accounts named User1 and User2. User1 and User2 are the members of a group named Group1. User1 has the Department value set to Accounting, user2 has the Department value set to Marketing. Both users have the Employee Type value set to Contract Employee.

You create the auditing entry as shown in the exhibit. (Click the Exhibit button.)

Auditing Entry for Global File SACL

Principal: Authenticated Users Select a principal

Type: All

Permissions:

<input type="checkbox"/> Full control	<input checked="" type="checkbox"/> Delete subfolders and files
<input type="checkbox"/> Traverse folder / execute file	<input checked="" type="checkbox"/> Delete
<input checked="" type="checkbox"/> List folder / read data	<input checked="" type="checkbox"/> Read permissions
<input type="checkbox"/> Read attributes	<input checked="" type="checkbox"/> Change permissions
<input checked="" type="checkbox"/> Read extended attributes	<input checked="" type="checkbox"/> Take ownership
<input type="checkbox"/> Create files / write data	<input type="checkbox"/> Read
<input type="checkbox"/> Create folders / append data	<input type="checkbox"/> Write
<input type="checkbox"/> Write attributes	<input type="checkbox"/> Execute
<input type="checkbox"/> Write extended attributes	

Clear all

Add a condition to limit the scope of this auditing entry. Security events will be logged only if conditions are met.

Manage grouping

User	Department	Not equals	Value	Accounting	<small>Remove</small>
And					
User	Employee Type	Equals	Value	Contract Employee	<small>Remove</small>

Add a condition

OK Cancel

To answer, complete each statement according to the information presented in the exhibit. Each correct selection is worth one point.

Hot Area:

Answer Area

To ensure that an audit event is logged when User1 deletes files on Server1, you must ...

- ☐ modify the Principal setting.
- ☐ modify the Permissions settings.
- ☐ modify the Employee Type setting.
- ☐ modify the condition for the Department va

You must ... to ensure that an audit an event is logged when User2 opens files on Server1.

- ☐ add a condition
- ☐ modify the Principal setting
- ☐ modify the Permissions settings
- ☐ modify the condition for the Department va

Correct Answer:

Answer Area

To ensure that an audit event is logged when User1 deletes files on Server1, you must ...

- ☐ modify the Principal setting.
- ☐ modify the Permissions settings.
- ☐ modify the Employee Type setting.
- ☒ modify the condition for the Department va

You must ... to ensure that an audit an event is logged when User2 opens files on Server1.

- ☐ add a condition
- ☐ modify the Principal setting
- ☒ modify the Permissions settings
- ☐ modify the condition for the Department va

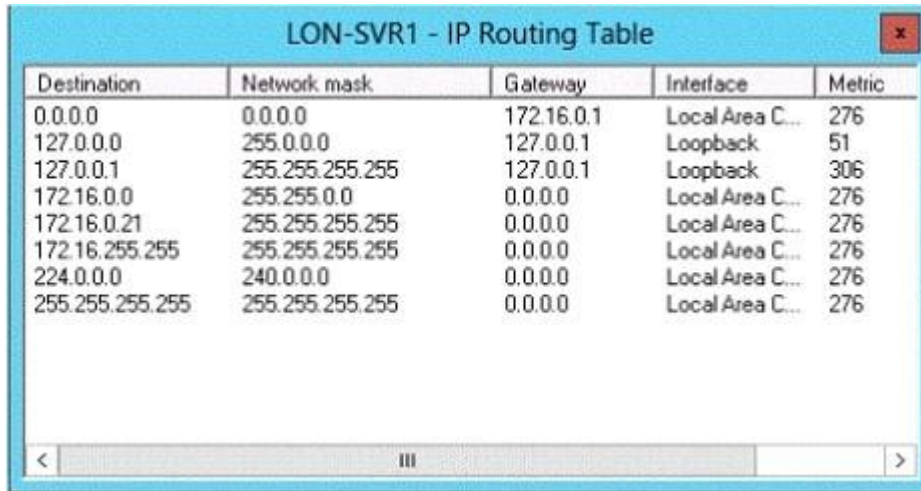
Section: (none)
Explanation

Explanation/Reference:

QUESTION 34

You have a server named LON-SVR1 that runs Windows Server 2012 R2. LON-SVR1 has the Remote Access server role installed. LON-SVR1 is located in the perimeter network.

The IPv4 routing table on LON-SVR1 is configured as shown in the following exhibit. (Click the Exhibit button.)



Destination	Network mask	Gateway	Interface	Metric
0.0.0.0	0.0.0.0	172.16.0.1	Local Area C...	276
127.0.0.0	255.0.0.0	127.0.0.1	Loopback	51
127.0.0.1	255.255.255.255	127.0.0.1	Loopback	306
172.16.0.0	255.255.0.0	0.0.0.0	Local Area C...	276
172.16.0.21	255.255.255.255	0.0.0.0	Local Area C...	276
172.16.255.255	255.255.255.255	0.0.0.0	Local Area C...	276
224.0.0.0	240.0.0.0	0.0.0.0	Local Area C...	276
255.255.255.255	255.255.255.255	0.0.0.0	Local Area C...	276

Your company purchases an additional router named Router1. Router1 has an interface that connects to the perimeter network and an interface that connects to the Internet. The IP address of the interface that connects to the perimeter network is 172.16.0.2.

You need to ensure that LON-SVR1 will route traffic to the Internet by using Router1 if the current default gateway is unavailable.

How should you configure the static route on LON-SVR1?

To answer, select the appropriate static route in the answer area.

Hot Area:

IPv4 Static Route ? x

Interface: Local Area Connection

Destination: 0 . 0 . 0 . 0

Network mask: 0 . 0 . 0 . 0

Gateway: 172 . 16 . 0 . 2

Metric: 300

☒ Use this route to initiate demand-dial connections

[For more information](#)

OK Cancel

IPv4 Static Route ? x

Interface: Local Area Connection

Destination: 0 . 0 . 0 . 0

Network mask: 0 . 0 . 0 . 0

Gateway: 172 . 16 . 0 . 2

Metric: 255

☒ Use this route to initiate demand-dial connections

[For more information](#)

OK Cancel

IPv4 Static Route ? x

Interface: Local Area Connection

Destination: 172 . 16 . 0 . 0

Network mask: 255 . 240 . 0 . 0

Gateway: 172 . 16 . 0 . 2

Metric: 300

☒ Use this route to initiate demand-dial connections

[For more information](#)

OK Cancel

IPv4 Static Route ? x

Interface: Local Area Connection

Destination: 0 . 0 . 0 . 0

Network mask: 255 . 255 . 255 . 255

Gateway: 172 . 16 . 0 . 2

Metric: 300

☒ Use this route to initiate demand-dial connections

[For more information](#)

OK Cancel

Correct Answer:

The image displays four screenshots of the 'IPv4 Static Route' configuration dialog box, arranged in a 2x2 grid. Each dialog box has a title bar with a question mark and a close button. The fields are as follows:

- Top Left:** Interface: Local Area Connection; Destination: 0 . 0 . 0 . 0; Network mask: 0 . 0 . 0 . 0; Gateway: 172 . 16 . 0 . 2; Metric: 300. The checkbox 'Use this route to initiate demand-dial connections' is checked.
- Top Right:** Interface: Local Area Connection; Destination: 0 . 0 . 0 . 0; Network mask: 0 . 0 . 0 . 0; Gateway: 172 . 16 . 0 . 2; Metric: 255. The checkbox 'Use this route to initiate demand-dial connections' is checked.
- Bottom Left:** Interface: Local Area Connection; Destination: 172 . 16 . 0 . 0; Network mask: 255 . 240 . 0 . 0; Gateway: 172 . 16 . 0 . 2; Metric: 300. The checkbox 'Use this route to initiate demand-dial connections' is checked.
- Bottom Right:** Interface: Local Area Connection; Destination: 0 . 0 . 0 . 0; Network mask: 255 . 255 . 255 . 255; Gateway: 172 . 16 . 0 . 2; Metric: 300. The checkbox 'Use this route to initiate demand-dial connections' is checked.

Each dialog box includes a 'For more information' link and 'OK' and 'Cancel' buttons at the bottom.

Section: (none)

Explanation

Explanation/Reference:

QUESTION 35

Your network contains a DNS server named Server1 that runs Windows Server 2012 R2. Server1 has a zone named contoso.com. The network contains a server named Server2 that runs Windows Server 2008 R2. Server1 and Server2 are members of an Active Directory domain named contoso.com.

You change the IP address of Server2.

Several hours later, some users report that they cannot connect to Server2.

On the affected users' client computers, you flush the DNS client resolver cache, and the users successfully connect to Server2.

You need to reduce the amount of time that the client computers cache DNS records from contoso.com.

Which value should you modify in the Start of Authority (SOA) record?

To answer, select the appropriate setting in the answer area.

Hot Area:

contoso.com Properties

Name Servers WINS Zone Transfers

General Start of Authority (SOA)

Serial number:

234 Increment

Primary server:

server1.contoso.com. Browse...

Responsible person:

hostmaster.contoso.com. Browse...

Refresh interval: 1 days

Retry interval: 1 days

Expires after: 1 days

Minimum (default) TTL: 1 days

TTL for this record: 1 :0 :0 :0 (DDDD:HH.MM.SS)

OK Cancel Apply Help

Correct Answer:

The screenshot shows the 'contoso.com Properties' dialog box with the 'Start of Authority (SOA)' tab selected. The dialog has three tabs: 'Name Servers', 'WINS', and 'Zone Transfers'. The 'General' sub-tab is active. The fields and their values are as follows:

Field	Value	Action
Serial number:	234	Increment
Primary server:	server1.contoso.com.	Browse...
Responsible person:	hostmaster.contoso.com.	Browse...
Refresh interval:	1 days	
Retry interval:	1 days	
Expires after:	1 days	
Minimum (default) TTL:	1 days	
TTL for this record:	1 :0 :0 :0	(DDDD:HH.MM.SS)

Buttons at the bottom: OK, Cancel, Apply, Help.

Section: (none)

Explanation

Explanation/Reference:

QUESTION 36

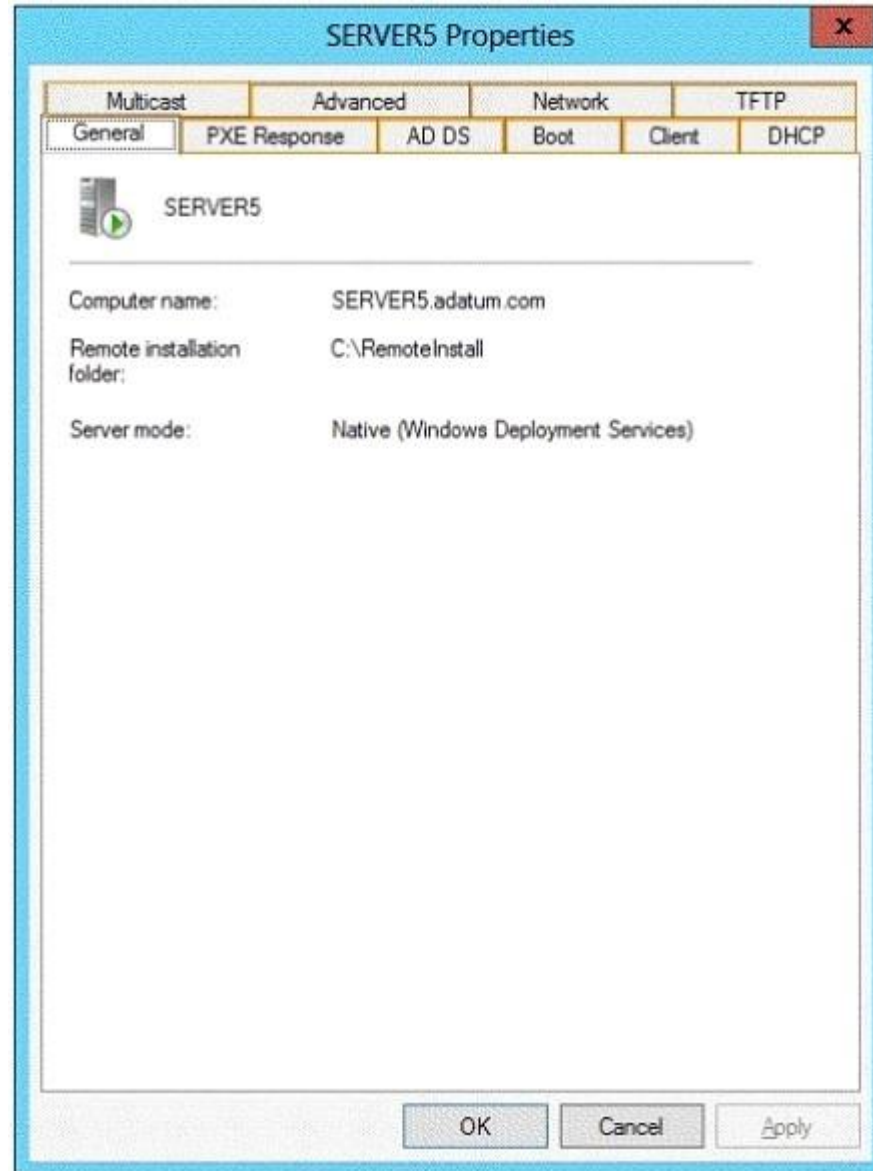
You have a server named Server5 that runs Windows Server 2012 R2. Servers has the Windows Deployment Services server role installed.

You need to ensure that when client computers connect to Server5 by using PXE, the computers use an unattended file.

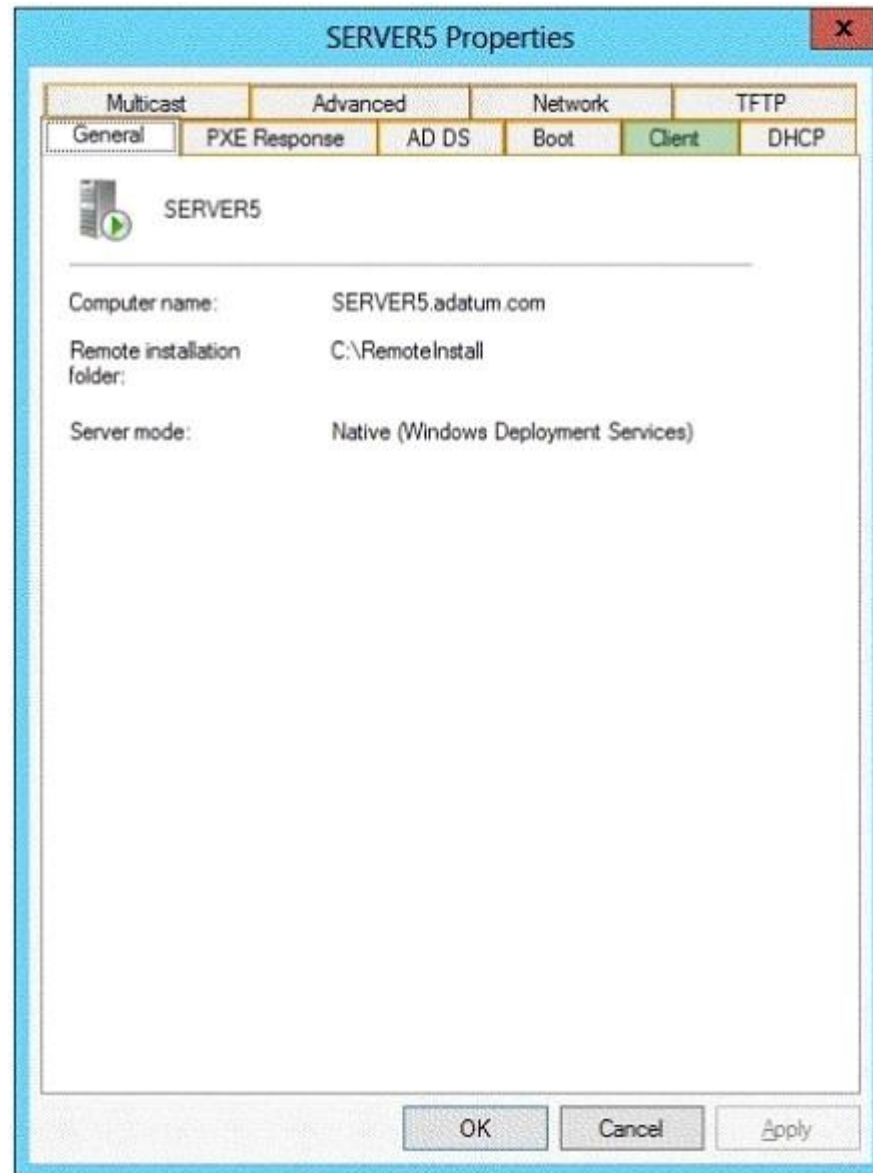
What should you configure?

To answer, select the appropriate tab in the answer area.

Hot Area:



Correct Answer:



Section: (none)
Explanation

Explanation/Reference:

QUESTION 37

You have a server named Server1 that runs Windows Server 2012 R2.

You configure Network Access Protection (NAP) on Server1.

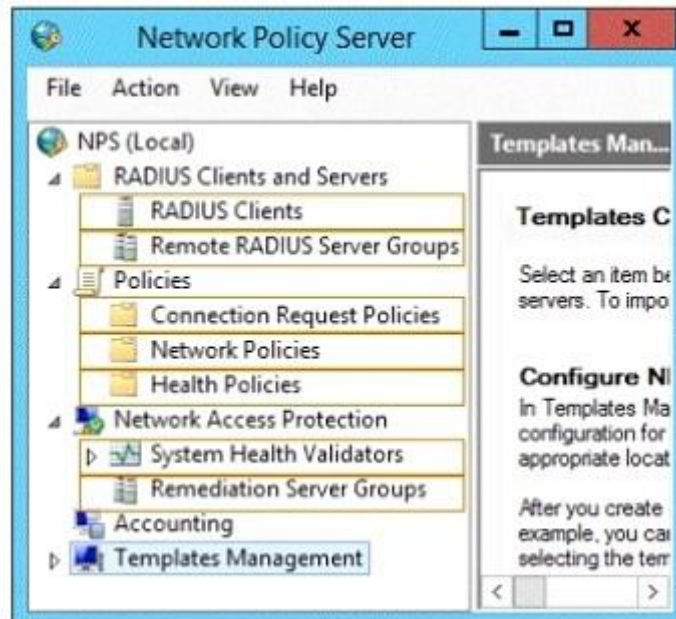
Your company implements a new security policy stating that all client computers must have the latest updates installed. The company informs all employees that they have two weeks to update their computer accordingly.

You need to ensure that if the client computers have automatic updating disabled, they are provided with full access to the network until a specific date and time.

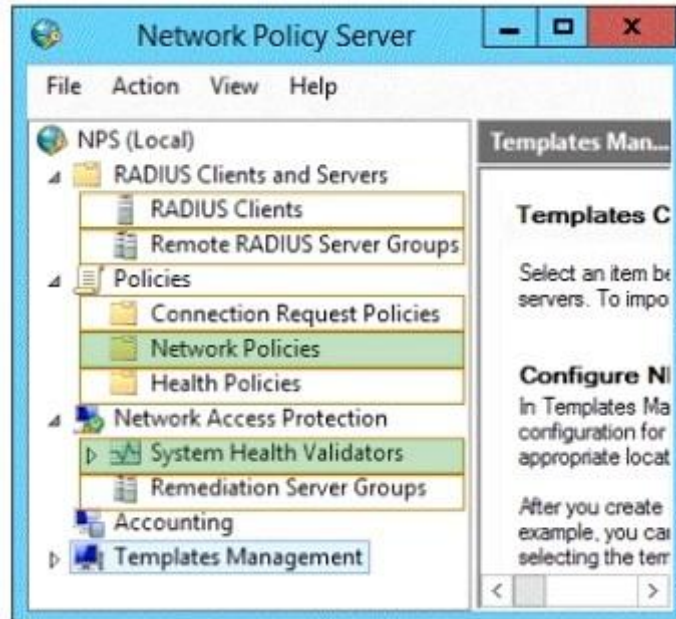
Which two nodes should you configure?

To answer, select the appropriate two nodes in the answer area.

Hot Area:



Correct Answer:



Section: (none)

Explanation

Explanation/Reference:

QUESTION 38

Your network contains an Active Directory domain named contoso.com. The domain contains a server named Server1 that runs Windows Server 2012 R2 and has the Network Policy Server role service installed.

An administrator creates a Network Policy Server (NPS) network policy named Policy1. You need to ensure that Policy1 applies to L2TP connections only.

Which condition should you modify?

To answer, select the appropriate object in the answer area.

Hot Area:

Policy1 Properties

Overview Conditions Constraints Settings

Configure the conditions for this network policy.

If conditions match the connection request, NPS uses this policy to authorize the connection request. If conditions do not match the connection request, NPS skips this policy and evaluates other policies, if additional policies are configured.

Condition	Value
MS-Service class	Remote Users
Access Client IPv4 Add...	192.168.*.*
Authentication Type	Extension
Framed Protocol	FR
Service Type	Framed
Tunnel Type	Virtual LANs (VLAN)
Client IPv4 Address	192.168.*.*
<input checked="" type="checkbox"/> Client Vendor	Microsoft
MS-RAS Vendor ID	Microsoft
NAS Identifier	NAS
<input checked="" type="checkbox"/> NAS Port Type	HDLC Clear Channel

Condition description:
The NAS Port Type condition specifies the type of media used by the access client, such as analog phone lines, ISDN, tunnels or virtual private networks, IEEE 802.11 wireless, and Ethernet switches.

Add... Edit... Remove

OK Cancel Apply

Correct Answer:

Policy1 Properties

Overview Conditions Constraints Settings

Configure the conditions for this network policy.

If conditions match the connection request, NPS uses this policy to authorize the connection request. If conditions do not match the connection request, NPS skips this policy and evaluates other policies, if additional policies are configured.

Condition	Value
MS-Service class	Remote Users
Access Client IPv4 Add...	192.168.*.*
Authentication Type	Extension
Framed Protocol	FR
Service Type	Framed
Tunnel Type	Virtual LANs (VLAN)
Client IPv4 Address	192.168.*.*
Client Vendor	Microsoft
MS-RAS Vendor ID	Microsoft
NAS Identifier	NAS
NAS Port Type	HDLC Clear Channel

Condition description:
The NAS Port Type condition specifies the type of media used by the access client, such as analog phone lines, ISDN, tunnels or virtual private networks, IEEE 802.11 wireless, and Ethernet switches.

Add... Edit... Remove

OK Cancel Apply

Section: (none)
Explanation

Explanation/Reference:**QUESTION 39**

Your company has four offices. The offices are located in Montreal, Seattle, Sydney, and New York.

The network contains an Active Directory domain named contoso.com. The domain contains a server named Server2 that runs Windows Server 2012 R2. Server2 has the DHCP Server server role installed.

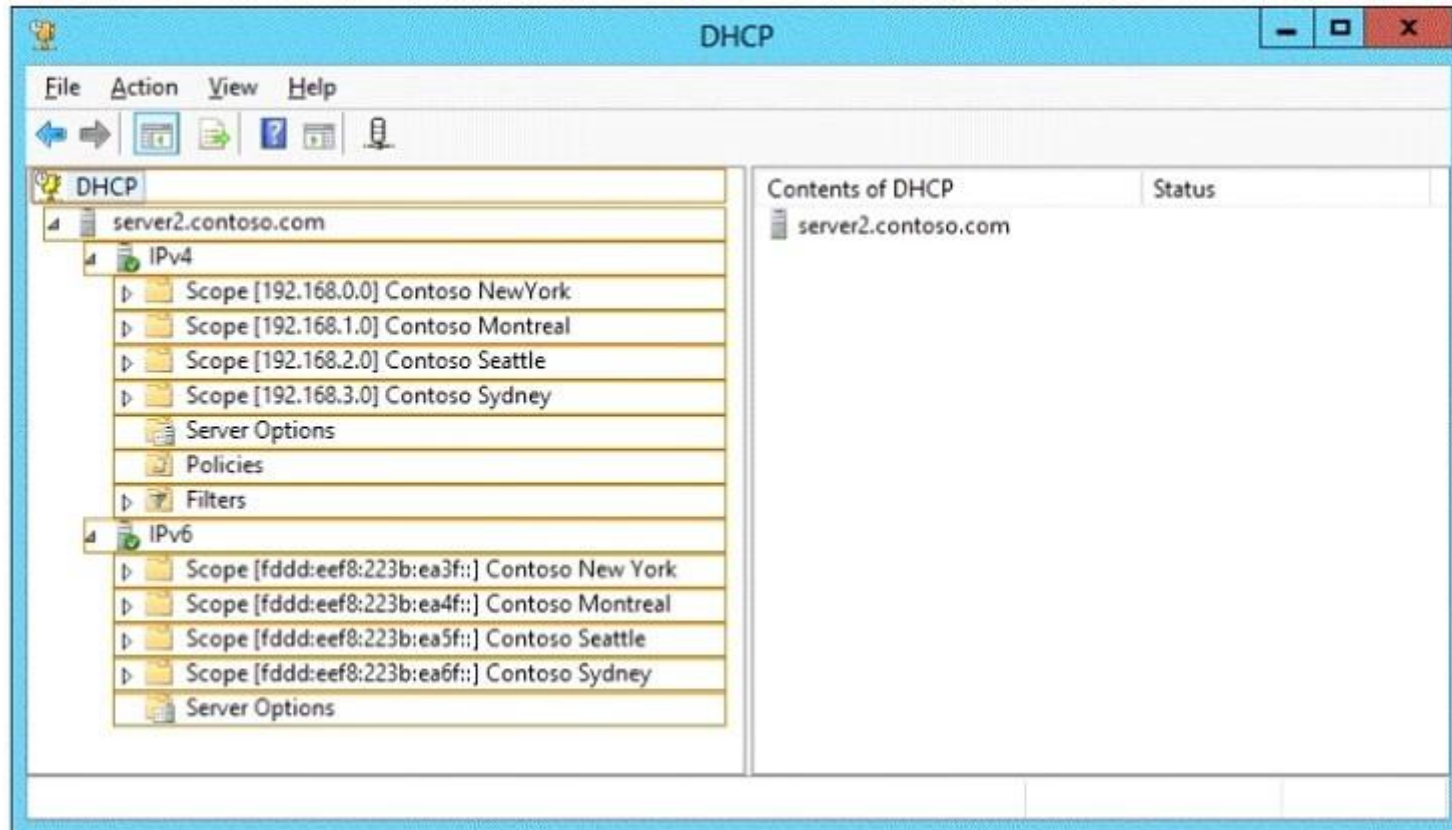
All client computers obtain their IPv4 and IPv6 addresses from DHCP.

You need to ensure that Network Access Protection (NAP) enforcement for DHCP applies to all of the client computers except for the client computers in the New York office.

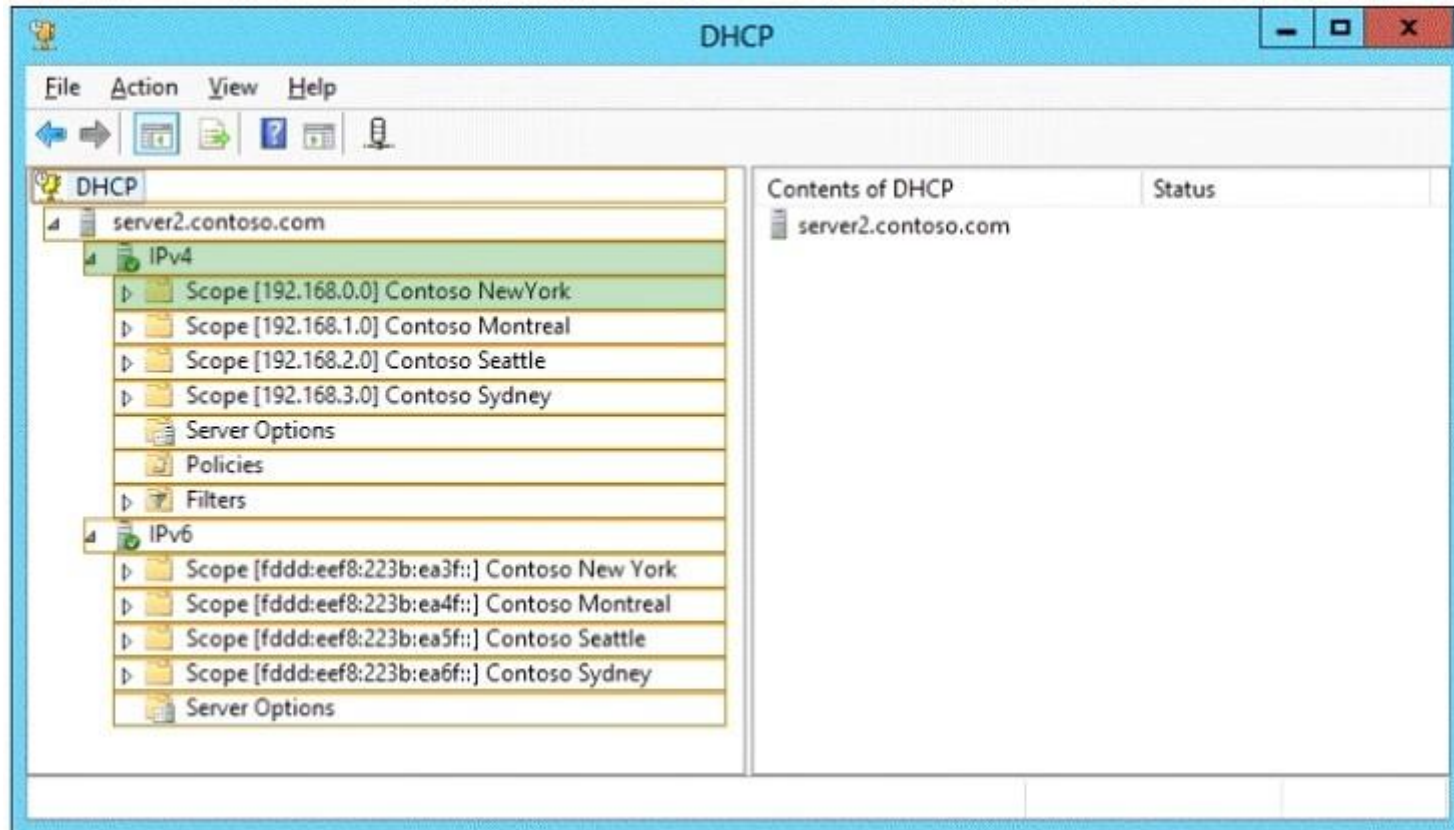
Which two nodes should you configure?

To answer, select the appropriate two nodes in the answer area.

Hot Area:



Correct Answer:



Section: (none)

Explanation

Explanation/Reference:

QUESTION 40

Your network contains an Active Directory domain named contoso.com. All client computers are configured as DHCP clients.

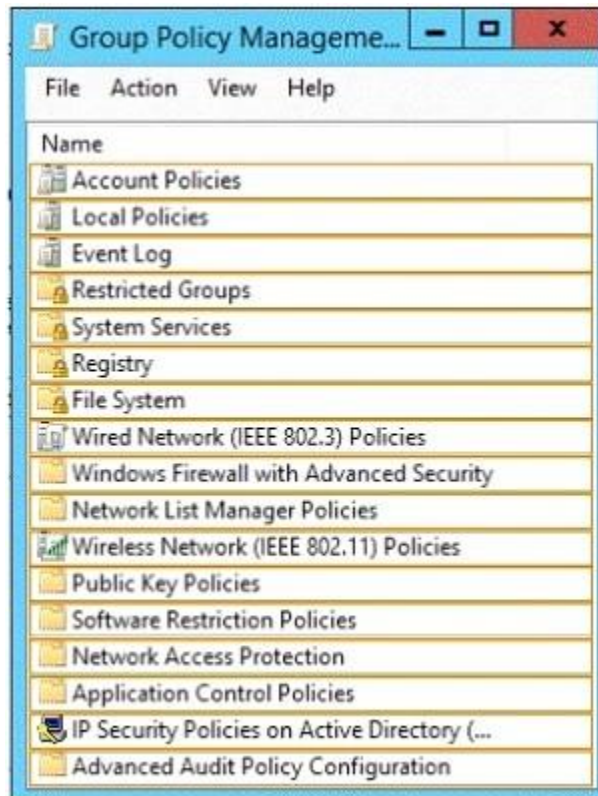
You link a Group Policy object (GPO) named GPO1 to an organizational unit (OU) that contains all of the client computer accounts.

You need to ensure that Network Access Protection (NAP) compliance is evaluated on all of the client computers.

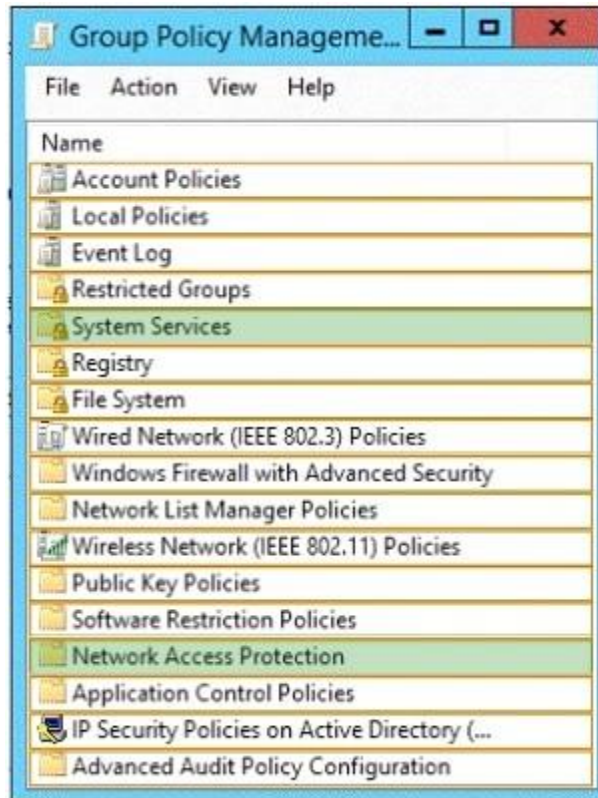
Which two settings should you configure in GPO1?

To answer, select the appropriate two settings in the answer area.

Hot Area:



Correct Answer:



Section: (none)

Explanation

Explanation/Reference:

QUESTION 41

Your network contains an Active Directory domain named contoso.com. The domain contains a server named Server1 that runs Windows Server 2012 R2.

Server1 has the following BitLocker Drive Encryption (BitLocker) settings:

```

ComputerName      : SERVER1
MountPoint       : D:
EncryptionMethod  : Aes128
AutoUnlockEnabled : False
AutoUnlockKeyStored :
MetadataVersion  : 2
VolumeStatus     : FullyEncrypted
ProtectionStatus  : On
LockStatus       : Unlocked
EncryptionPercentage : 100
WipePercentage    : 0
VolumeType       : Data
CapacityGB       : 128
KeyProtector     : {Password}
  
```

You need to ensure that drive D will unlock automatically when Server1 restarts. What command should you run?

To answer, select the appropriate options in the answer area.

Hot Area:

Answer Area

Add-BitLockerKeyProtector	-MountPoint C:	-AdAccountOrGroupProtector Contoso\Server	-Service
Enable-BitLockerAutoUnlock	-MountPoint D:	-Pin \$SecureString	TpmAndPinAndStartupKeyProtecto
			-TpmAndPinProtector

Correct Answer:

Answer Area

Add-BitLockerKeyProtector	-MountPoint C:	-AdAccountOrGroupProtector Contoso\Server	-Service
Enable-BitLockerAutoUnlock	-MountPoint D:	-Pin \$SecureString	TpmAndPinAndStartupKeyProtecto
			-TpmAndPinProtector

Section: (none)

Explanation

Explanation/Reference:

QUESTION 42

Your network contains an Active Directory forest named contoso.com. The forest contains a single domain. The forest contains two Active Directory sites named Site1 and Site2.

You plan to deploy a read-only domain controller (RODC) named DC10 to Site2. You pre- create the DC10 domain controller account by using Active Directory Users and Computers.

You need to identify which domain controller will be used for initial replication during the promotion of the RODC.

Which tab should you use to identify the domain controller?

To answer, select the appropriate tab in the answer area.

Hot Area:

DC10 Properties

General | Operating System | Member Of | Delegation | Password Replication Policy
Location | Managed By | Object | Security | Dial-in | Attribute Editor

Canonical name of object:
contoso.com/Domain Controllers/DC10

Object class: Computer

Created: 6/2/2012 5:09:19 PM

Modified: 6/2/2012 5:09:20 PM

Update Sequence Numbers (USNs):

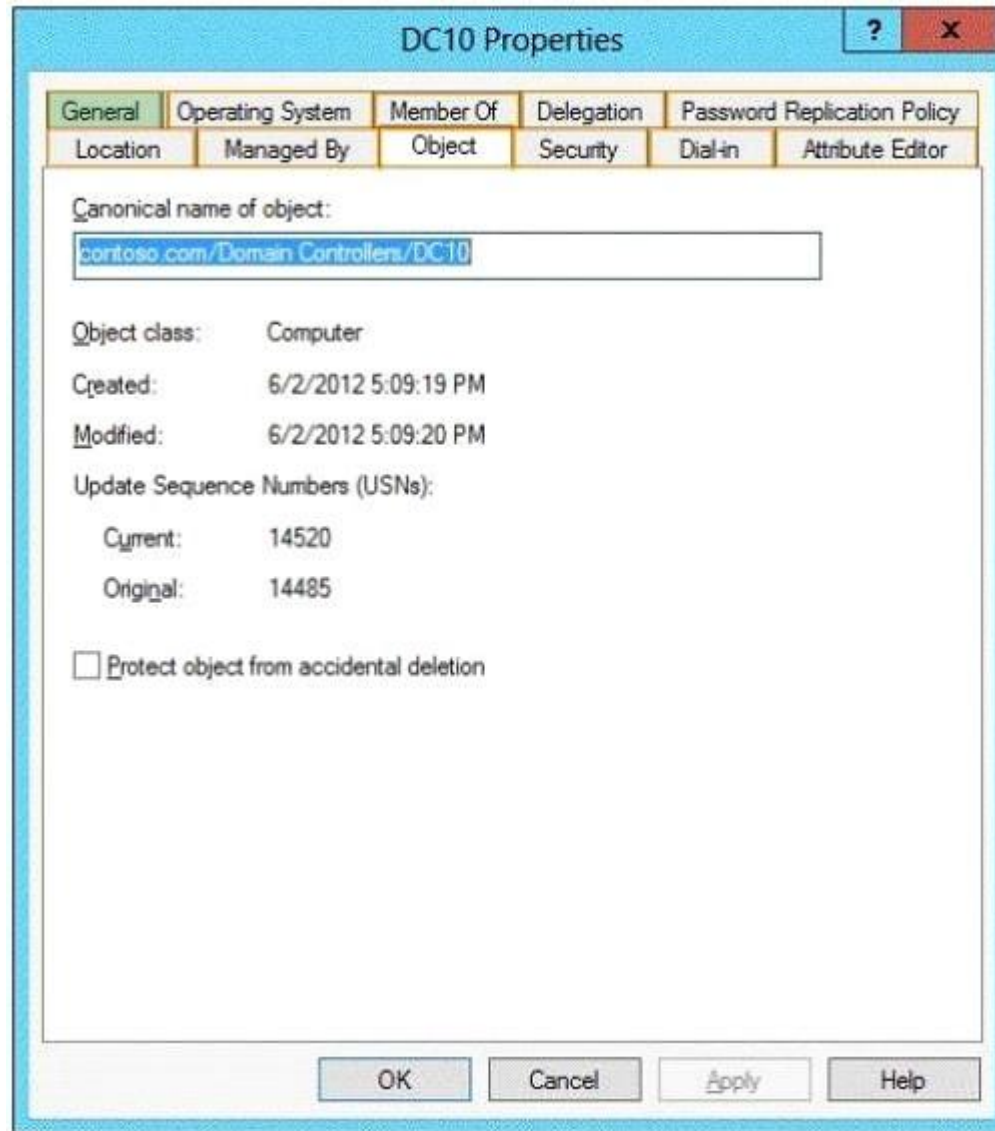
Current: 14520

Original: 14485

☐ Protect object from accidental deletion

OK Cancel Apply Help

Correct Answer:



Section: (none)
Explanation

Explanation/Reference:

QUESTION 43

Your network contains a RADIUS server named Admin1.

You install a new server named Server2 that runs Windows Server 2012 R2 and has Network Policy Server (NPS) installed.

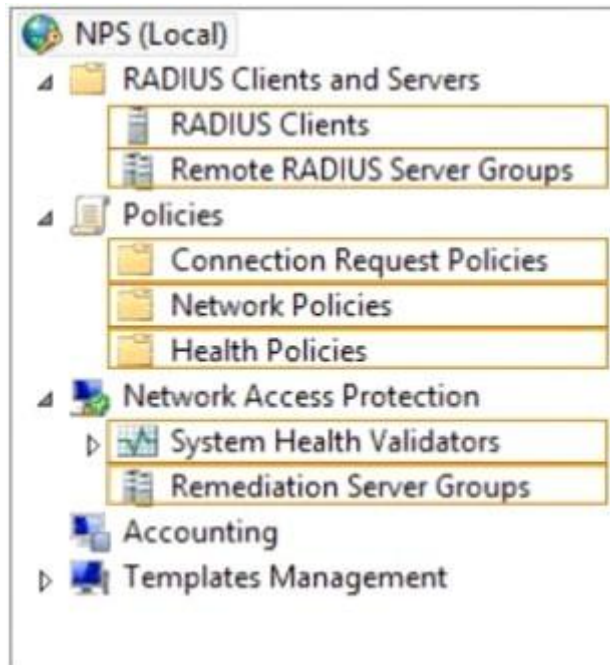
You need to ensure that all accounting requests for Server2 are forwarded to Admin1.

On Server2, you create a new remote RADIUS server group named Group1 that contains Admin1.

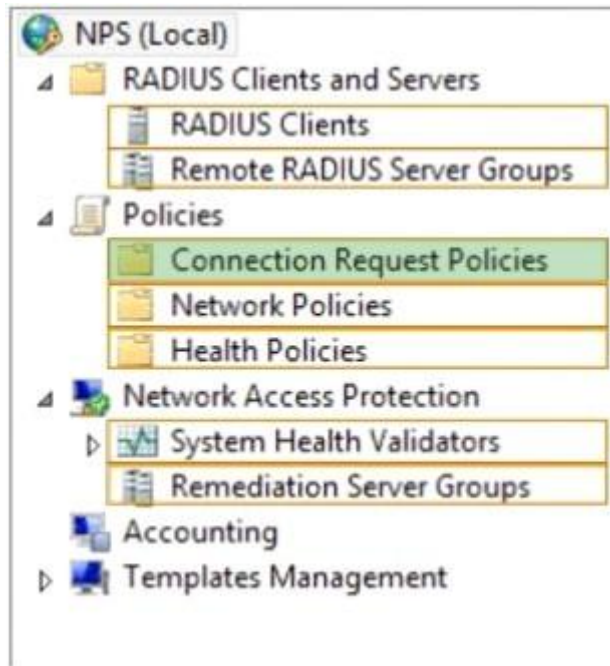
What should you configure next on Server2?

To answer, select the appropriate node in the answer area.

Hot Area:



Correct Answer:



Section: (none)

Explanation

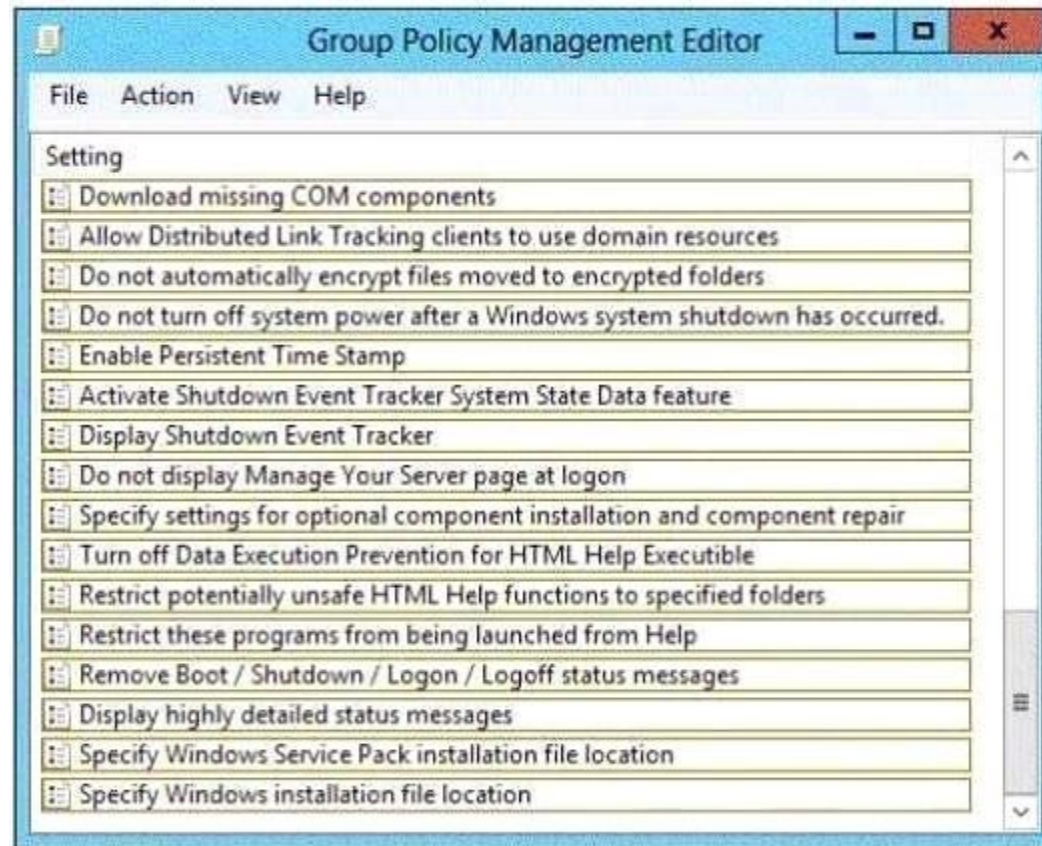
Explanation/Reference:

QUESTION 44

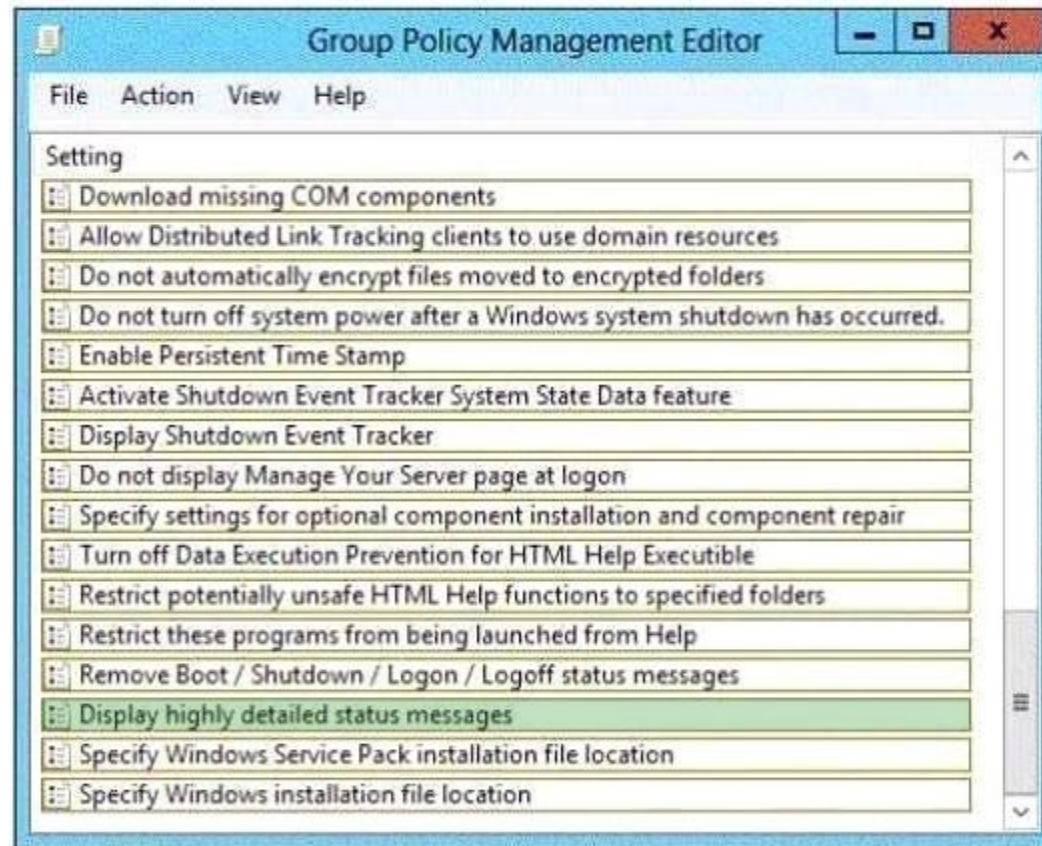
Your network contains an Active Directory domain named contoso.com. The domain contains a domain controller named DC1 that runs Windows Server 2012. The domain contains some test client computers that run either Windows XP, Windows Vista, Windows 7, or Windows 8. The computer accounts for the test computers are located in an organizational unit (OU) named OU1. You have a Group Policy object (GPO) named GP01 linked to OU1. GP01 is used to assign several applications to the test computers. You need to ensure that when the test computers in OU1 restart, you can see which application installation is running currently. Which setting should you modify in GP01?

To answer, select the appropriate setting in the answer area.

Hot Area:



Correct Answer:



Section: (none)

Explanation

Explanation/Reference:

QUESTION 45

Your network contains an Active Directory domain named fabrikam.com. You implement DirectAccess and an IKEv2 VPN. You need to view the properties of the VPN connection. Which connection properties should you view?

To answer, select the appropriate connection properties in the answer area.

Hot Area:



Correct Answer:



Section: (none)

Explanation

Explanation/Reference:

QUESTION 46

Your network contains an Active Directory domain named fabrikam.com. You implement DirectAccess. You need to view the properties of the DirectAccess connection. Which connection properties should you view?

To answer, select the appropriate connection properties in the answer area.

Hot Area:



Correct Answer:



Section: (none)
Explanation

Explanation/Reference:**QUESTION 47**

Your network contains an Active Directory domain named contoso.com. All servers run Windows Server 2012. The domain contains an organizational unit (OU) named FileServers_OU. FileServers_OU contains the computer accounts for all of the file servers in the domain. You need to audit the users who successfully access shares on the file servers. Which audit category should you configure?

To answer, select the appropriate category in the answer area.

Hot Area:

Categories	Configuration
Account Logon	Not configured
Account Management	Not configured
Detailed Tracking	Not configured
DS Access	Not configured
Logon/Logoff	Not configured
Object Access	Not configured
Policy Change	Not configured
Privilege Use	Not configured
System	Not configured
Global Object Access Auditing	Not configured

Correct Answer:

Categories	Configuration
Account Logon	Not configured
Account Management	Not configured
Detailed Tracking	Not configured
DS Access	Not configured
Logon/Logoff	Not configured
Object Access	Not configured
Policy Change	Not configured
Privilege Use	Not configured
System	Not configured
Global Object Access Auditing	Not configured

Section: (none)

Explanation

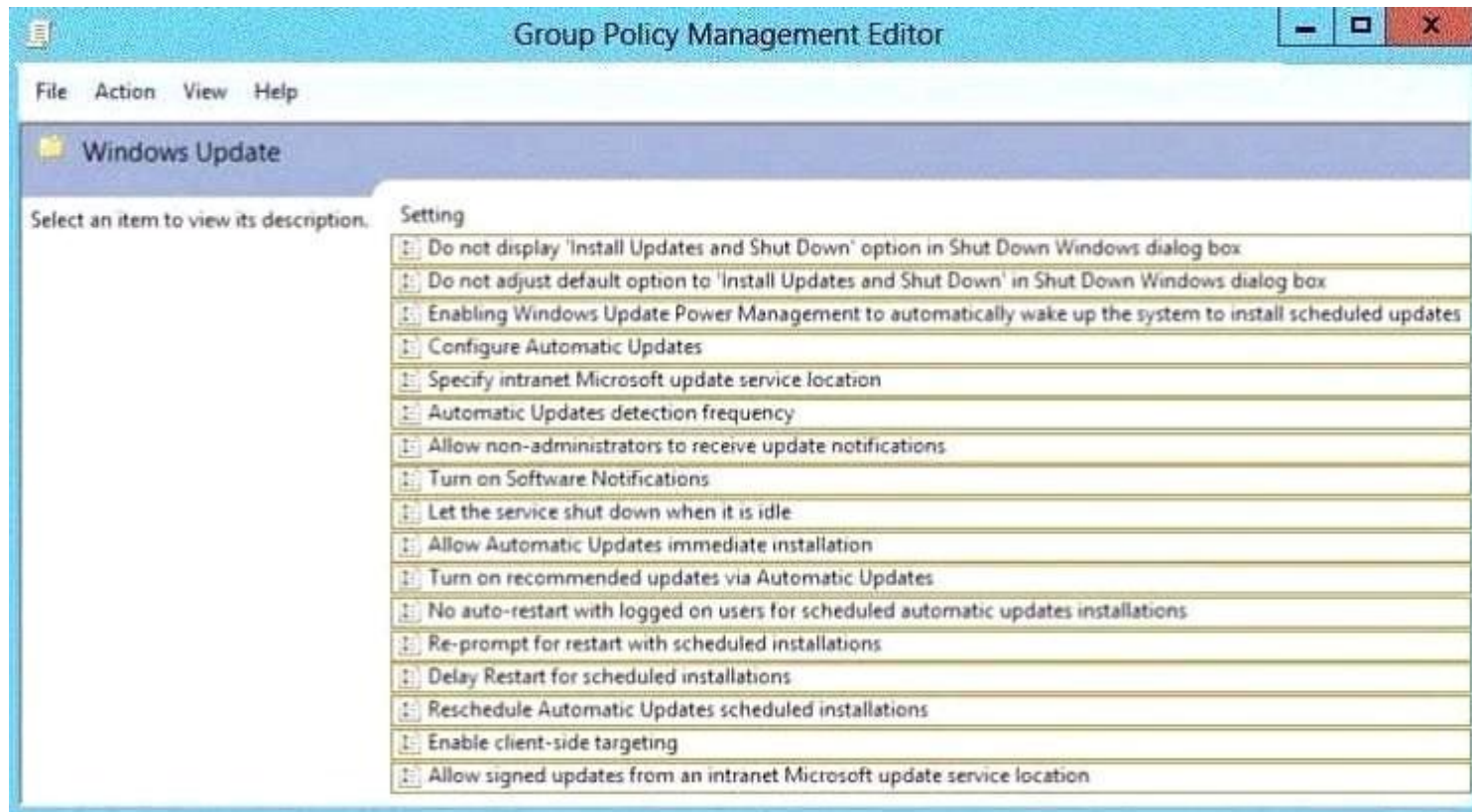
Explanation/Reference:

QUESTION 48

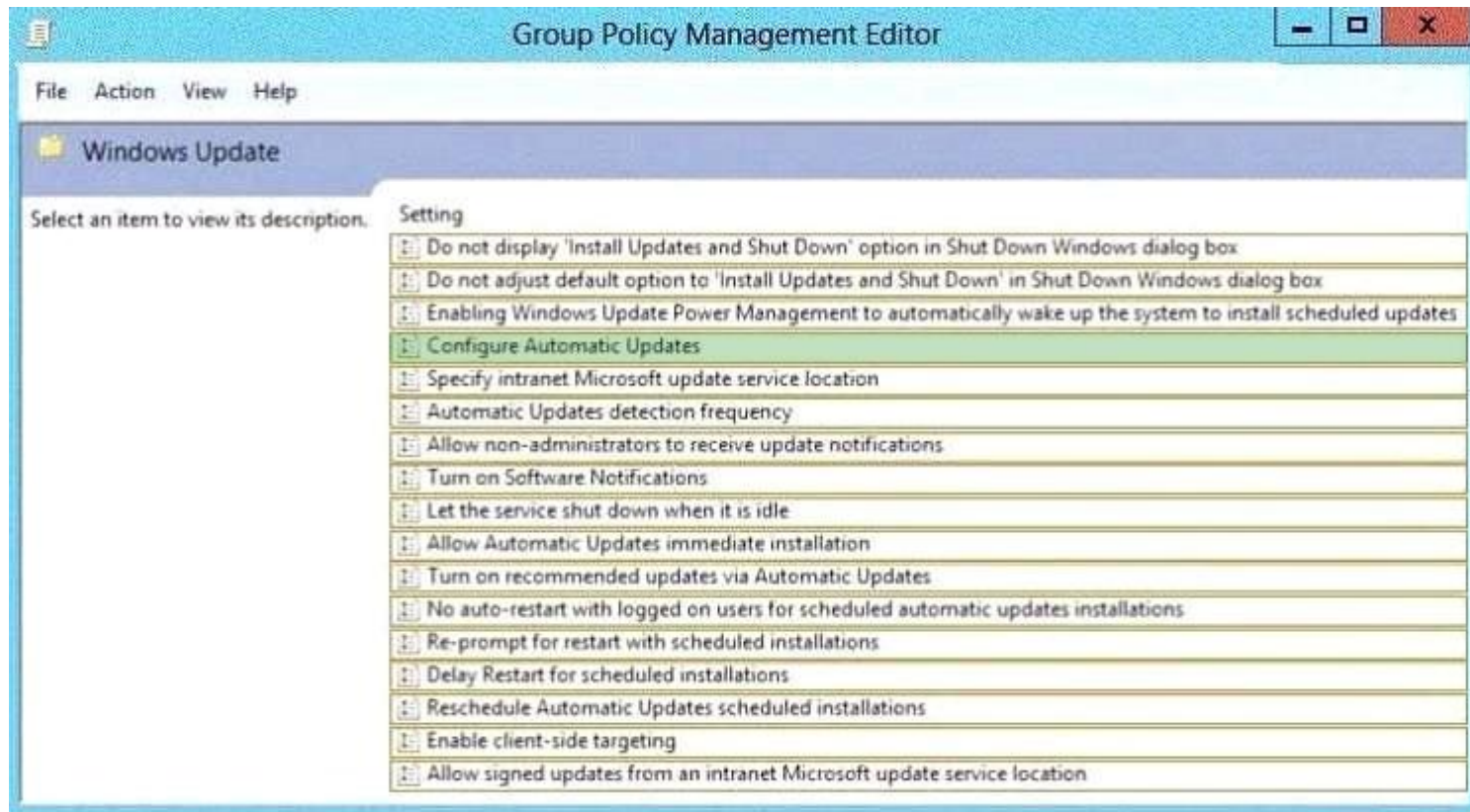
Your network contains an Active Directory domain named adatum.com. You have a Group Policy object (GPO) that configures the Windows Update settings. Currently, client computers are configured to download updates from Microsoft Update servers. Users choose when the updates are installed. You need to configure all client computers to install Windows updates automatically. Which setting should you configure in the GPO?

To answer, select the appropriate setting in the answer area.

Hot Area:



Correct Answer:



Section: (none)

Explanation

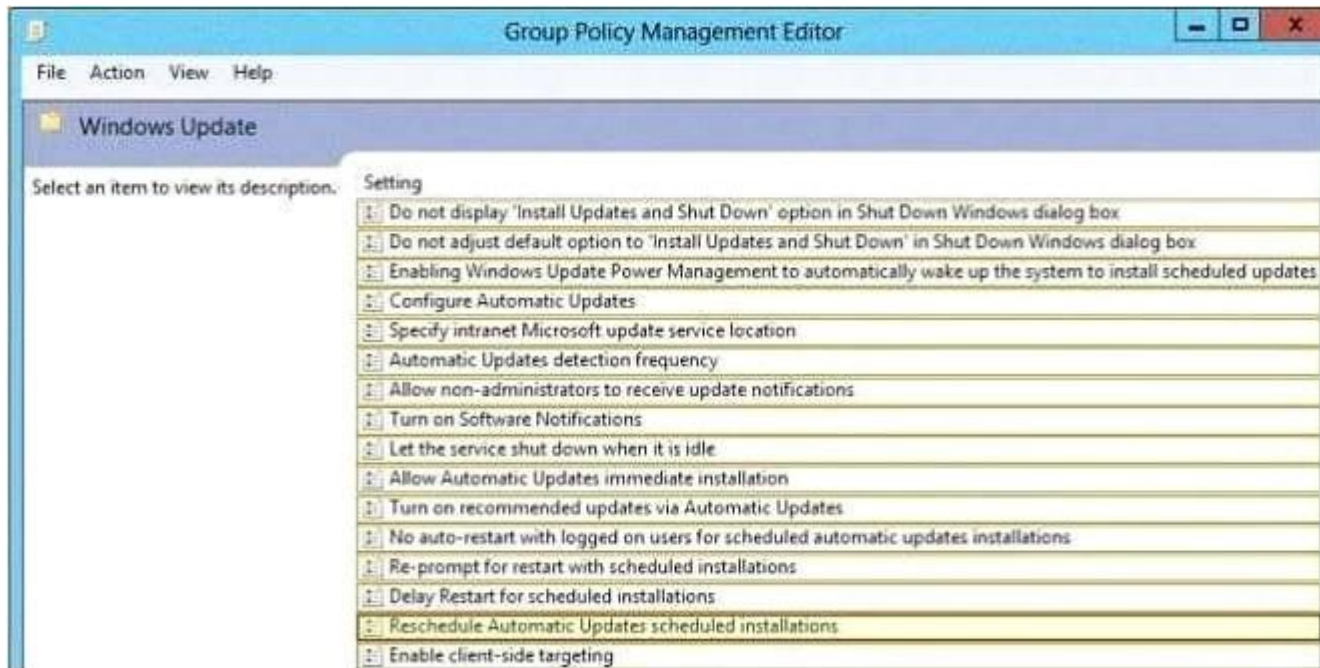
Explanation/Reference:

QUESTION 49

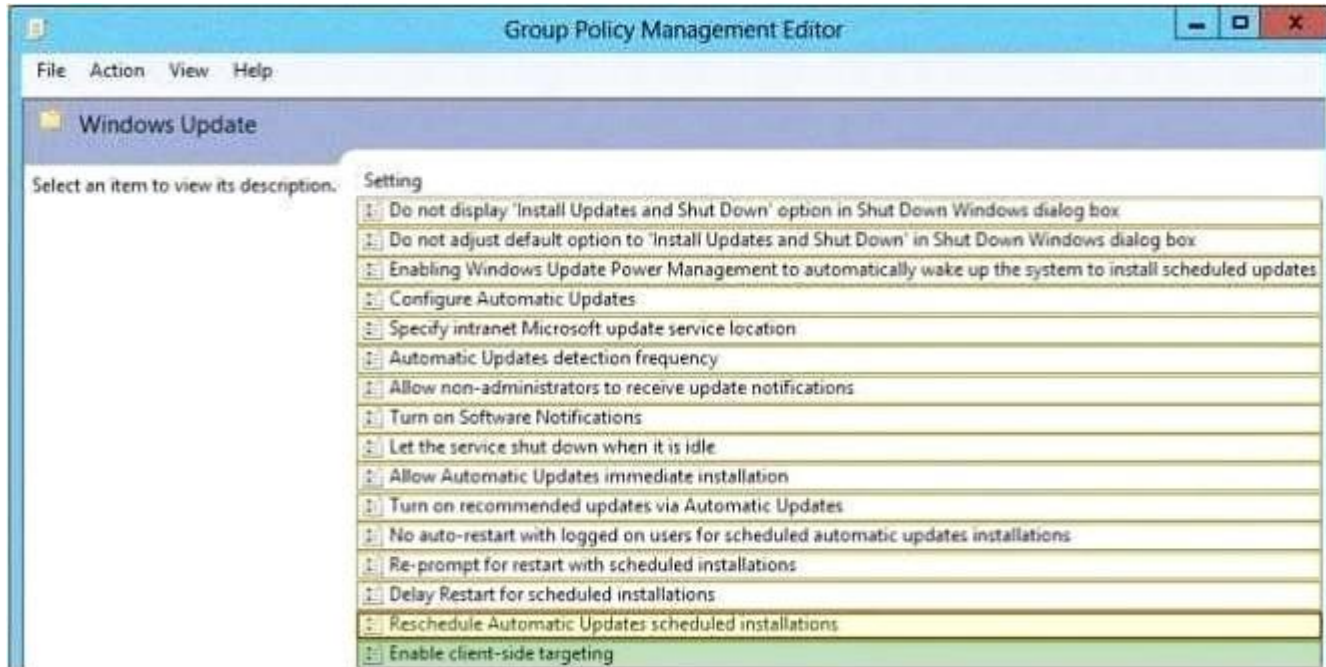
Your network contains an Active Directory domain named contoso.com. The domain contains a server named Server1 that runs Windows server 2012. Server1 has the Windows Server Update Services server role installed. You need to use the Group Policy object (GPO) to assign members to a computer group. Which setting should you configure in the GPO?

To answer, select the appropriate setting in the answer area.

Hot Area:



Correct Answer:



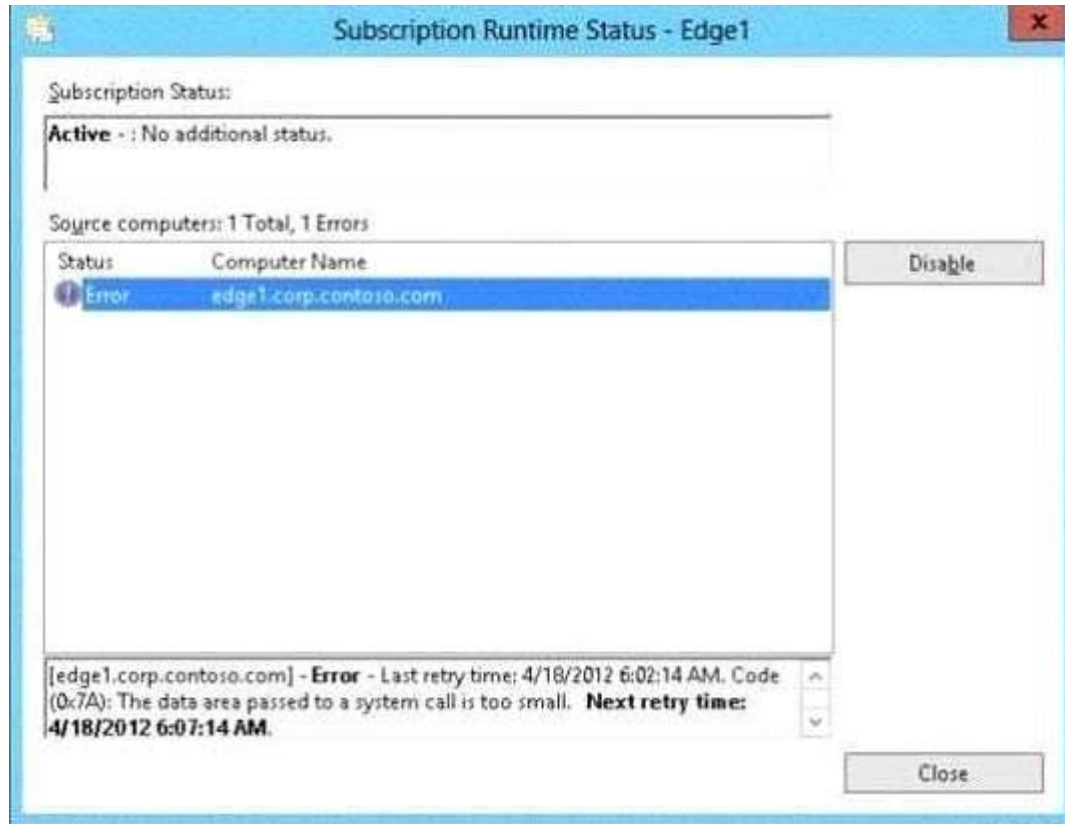
Section: (none)

Explanation

Explanation/Reference:

QUESTION 50

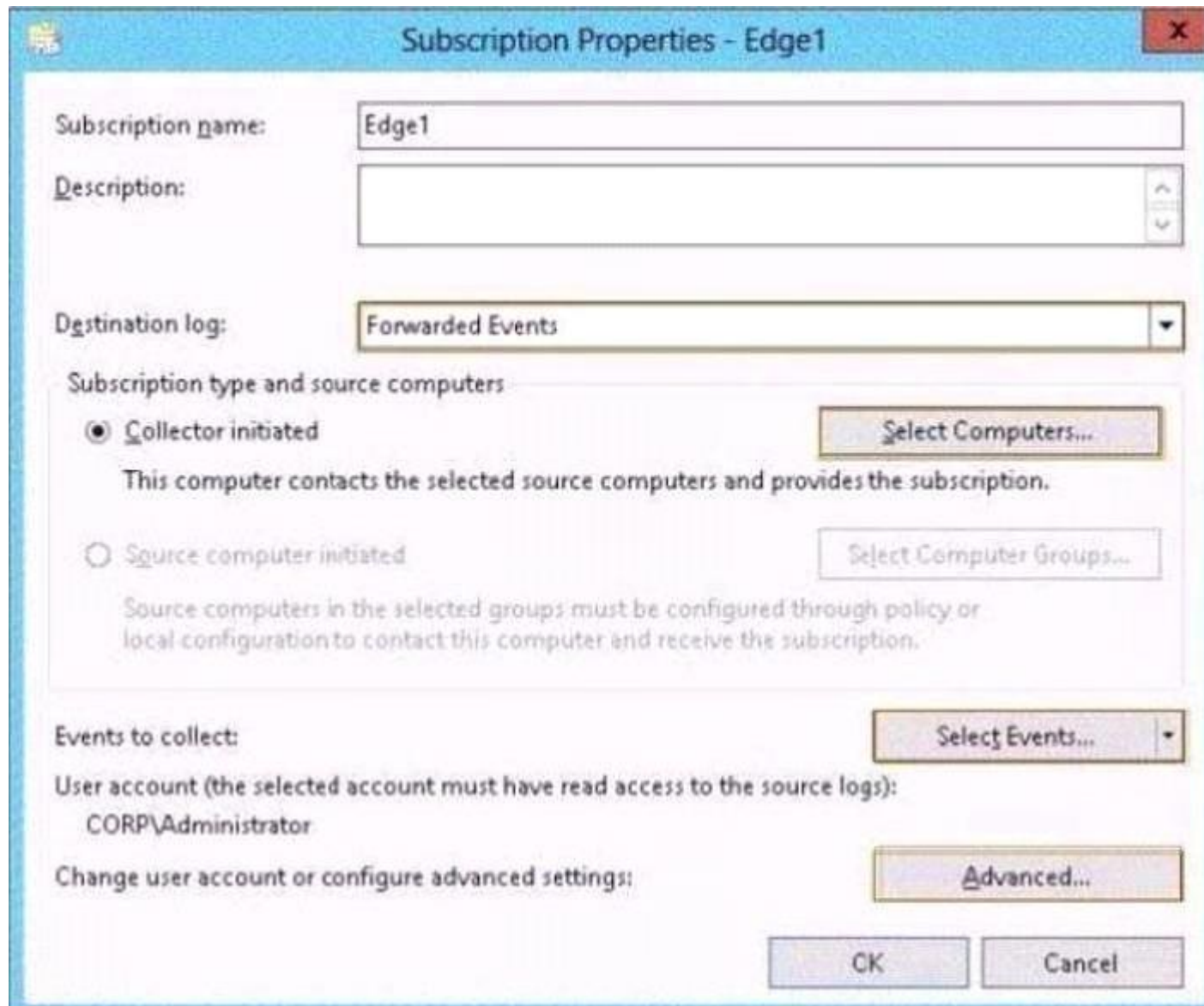
Your network contains an Active Directory domain named corp.contoso.com. The domain contains two member servers named Server1 and Edge1. Both servers run Windows Server 2012. Your company wants to implement a central location where the system events from all of the servers in the domain will be collected. From Server1, a network technician creates a collector-initiated subscription for Edge1. You discover that Server1 does not contain any events from Edge1. You view the runtime status of the subscription as shown in the exhibit.



You need to ensure that the system events from Edge1 are collected on Server1. What should you modify?

To answer, select the appropriate object in the answer area.

Hot Area:



The image shows a Windows-style dialog box titled "Subscription Properties - Edge1". It contains several fields and options for configuring a subscription. The "Subscription name" field is set to "Edge1". The "Description" field is empty. The "Destination log" dropdown is set to "Forwarded Events". Under "Subscription type and source computers", the "Collector initiated" radio button is selected, with a "Select Computers..." button next to it. The "Source computer initiated" radio button is unselected, with a "Select Computer Groups..." button next to it. Below these, the "Events to collect" dropdown is set to "Select Events...". The "User account" field shows "CORP\Administrator". At the bottom, there is an "Advanced..." button, and "OK" and "Cancel" buttons.

Subscription name: Edge1

Description:

Destination log: Forwarded Events

Subscription type and source computers

☒ Collector initiated Select Computers...

This computer contacts the selected source computers and provides the subscription.

☐ Source computer initiated Select Computer Groups...

Source computers in the selected groups must be configured through policy or local configuration to contact this computer and receive the subscription.

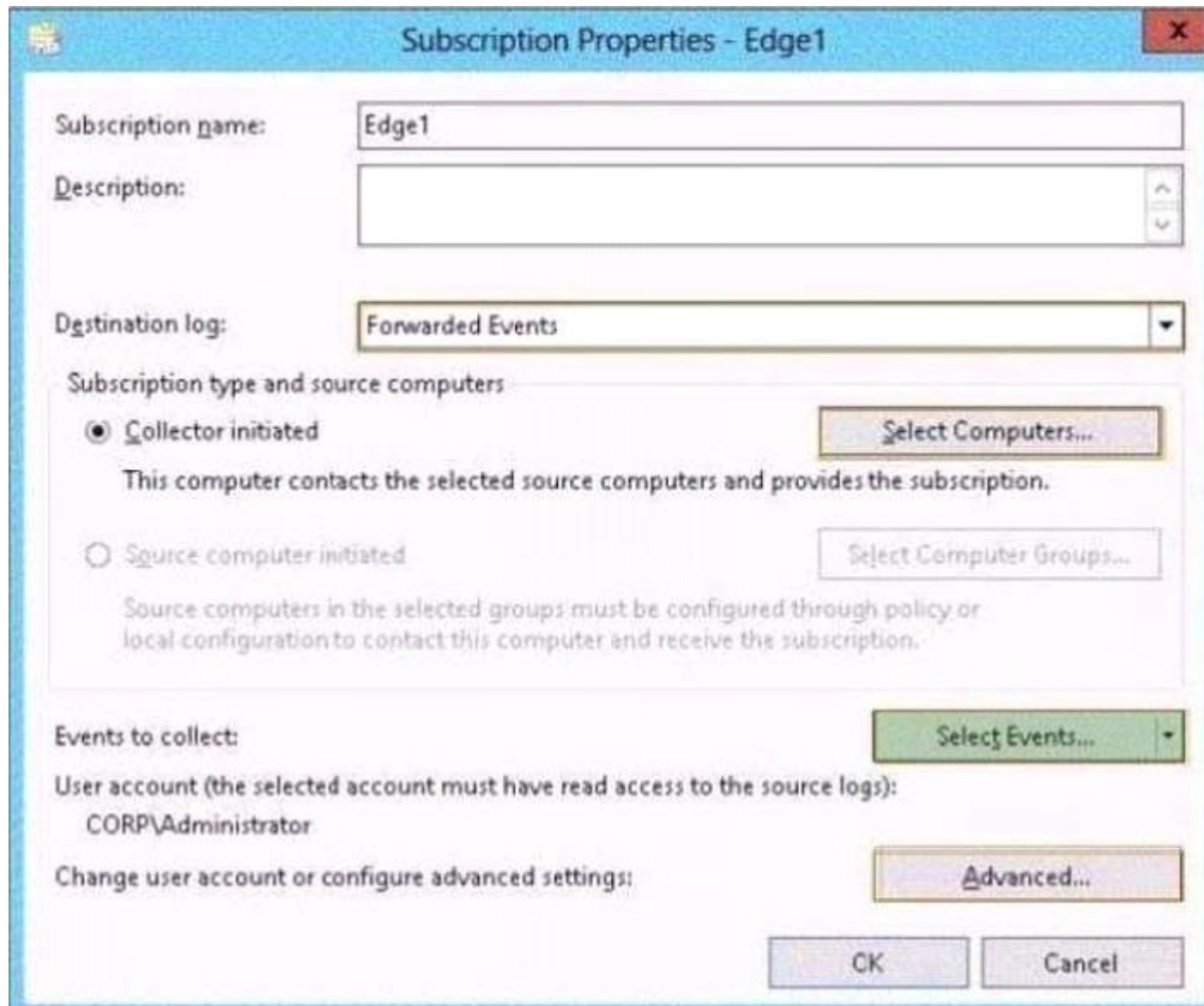
Events to collect: Select Events...

User account (the selected account must have read access to the source logs):
CORP\Administrator

Change user account or configure advanced settings: Advanced...

OK Cancel

Correct Answer:



The image shows a Windows-style dialog box titled "Subscription Properties - Edge1". It contains several fields and buttons for configuring a subscription. The "Subscription name" field is filled with "Edge1". The "Description" field is empty. The "Destination log" dropdown menu is set to "Forwarded Events". Under the "Subscription type and source computers" section, the "Collector initiated" radio button is selected, with a "Select Computers..." button next to it. The "Source computer initiated" radio button is unselected, with a "Select Computer Groups..." button next to it. Below these, the "Events to collect" dropdown menu is set to "Select Events...". The "User account" field is filled with "CORP\Administrator". At the bottom, there is an "Advanced..." button, and "OK" and "Cancel" buttons.

Subscription Properties - Edge1

Subscription name: Edge1

Description:

Destination log: Forwarded Events

Subscription type and source computers

☒ Collector initiated Select Computers...

This computer contacts the selected source computers and provides the subscription.

☐ Source computer initiated Select Computer Groups...

Source computers in the selected groups must be configured through policy or local configuration to contact this computer and receive the subscription.

Events to collect: Select Events...

User account (the selected account must have read access to the source logs):
CORP\Administrator

Change user account or configure advanced settings: Advanced...

OK Cancel

Section: (none)
Explanation

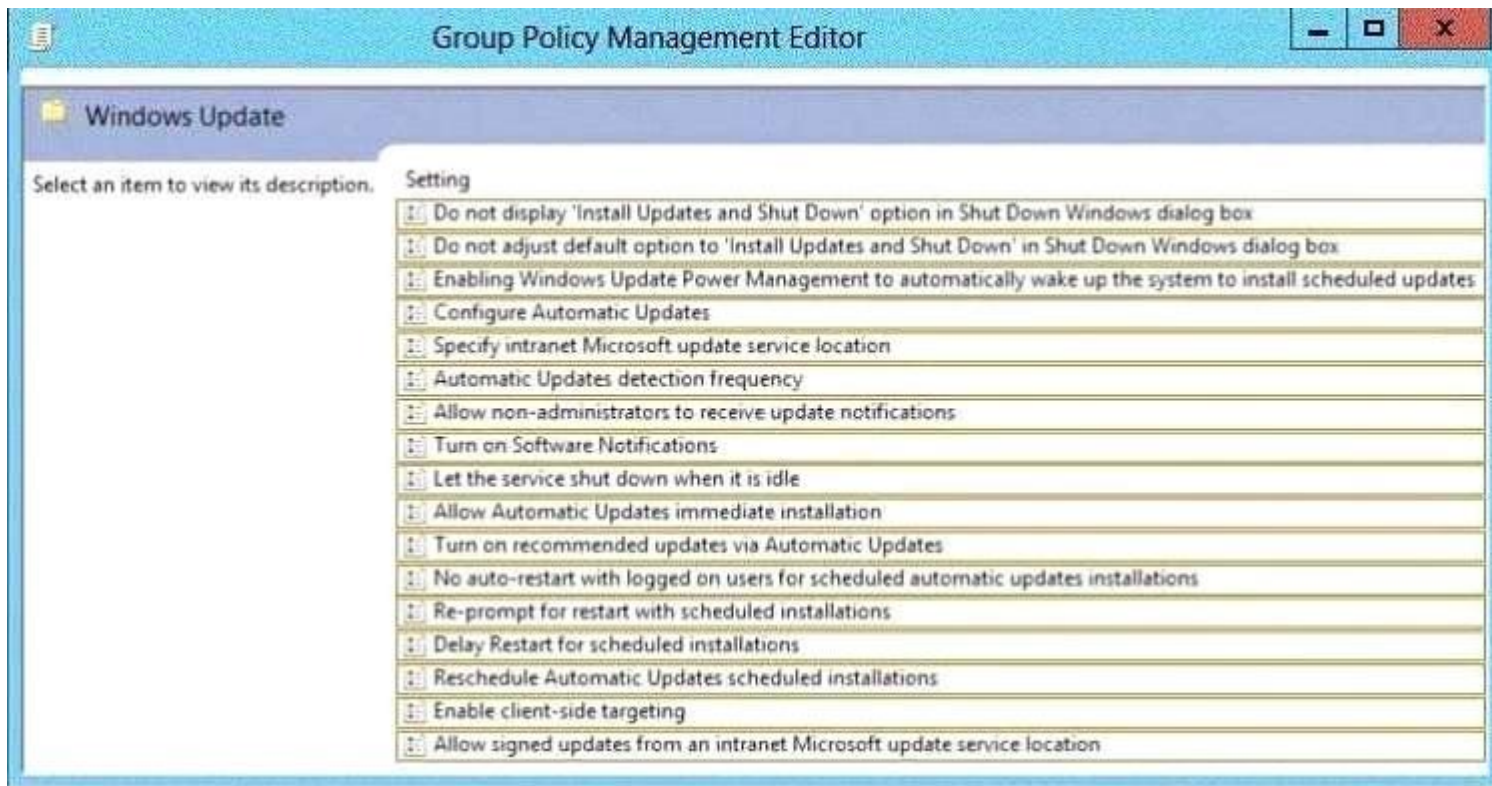
Explanation/Reference:

QUESTION 51

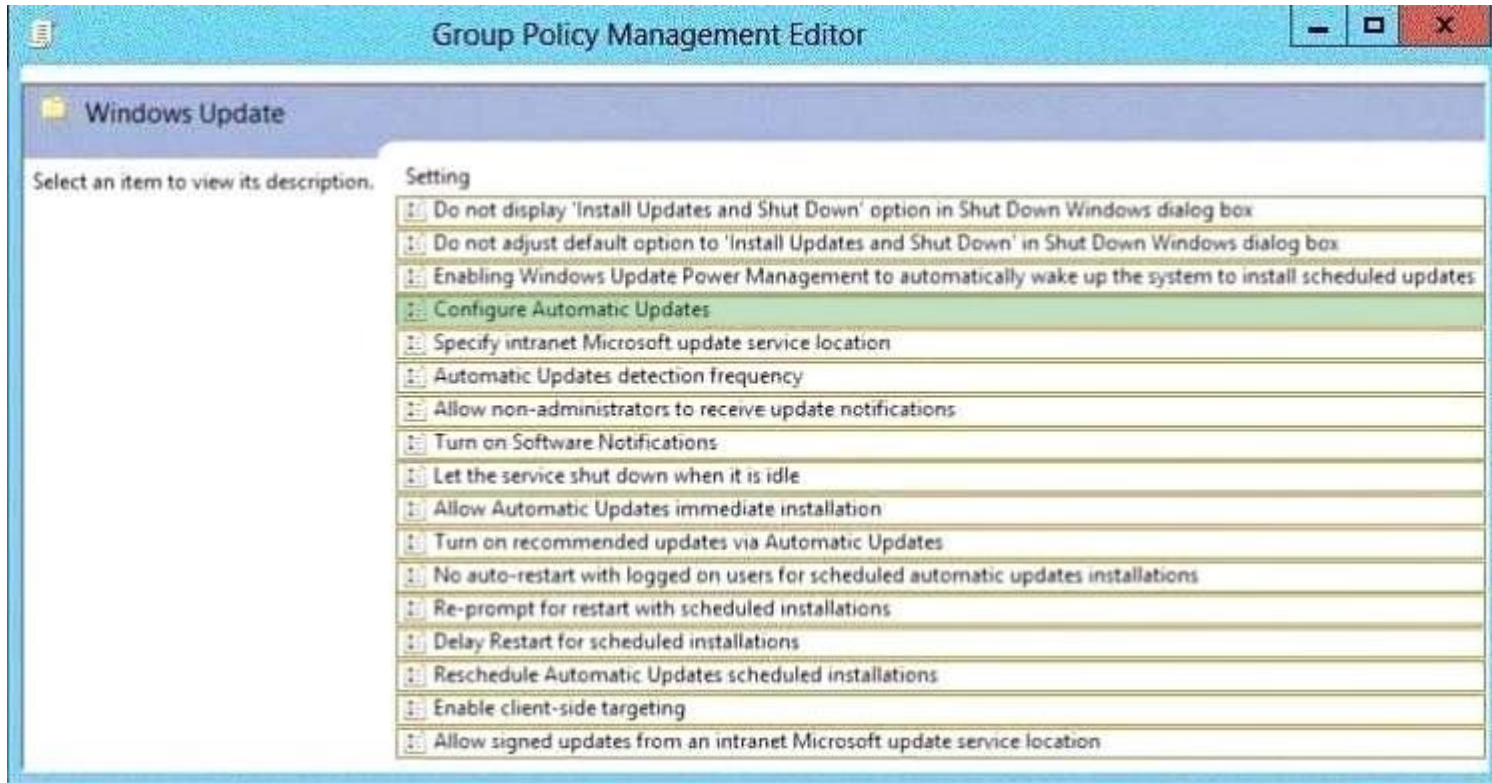
Your network contains an Active Directory domain named contoso.com. The domain contains a server named Server1 that runs Windows Server 2012. Server1 has the Windows Server Update Services server role installed. You have a Group Policy object (GPO) that configures the Windows Update settings. You need to modify the GPO to configure all client computers to install Windows updates every Wednesday at 01:00. Which setting should you configure in the GPO?

To answer, select the appropriate setting in the answer area.

Hot Area:



Correct Answer:



Section: (none)

Explanation

Explanation/Reference:

QUESTION 52

Your network contains an Active Directory domain named contoso.com. You need to audit access to removable storage devices. Which audit category should you configure?

To answer, select the appropriate category in the answer area.

Hot Area:

Categories	Configuration
Account Logon	Not configured
Account Management	Not configured
Detailed Tracking	Not configured
DS Access	Not configured
Logon/Logoff	Not configured
Object Access	Not configured
Policy Change	Not configured
Privilege Use	Not configured
System	Not configured
Global Object Access Auditing	Not configured

Correct Answer:

Categories	Configuration
Account Logon	Not configured
Account Management	Not configured
Detailed Tracking	Not configured
DS Access	Not configured
Logon/Logoff	Not configured
Object Access	Not configured
Policy Change	Not configured
Privilege Use	Not configured
System	Not configured
Global Object Access Auditing	Not configured

Section: (none)

Explanation

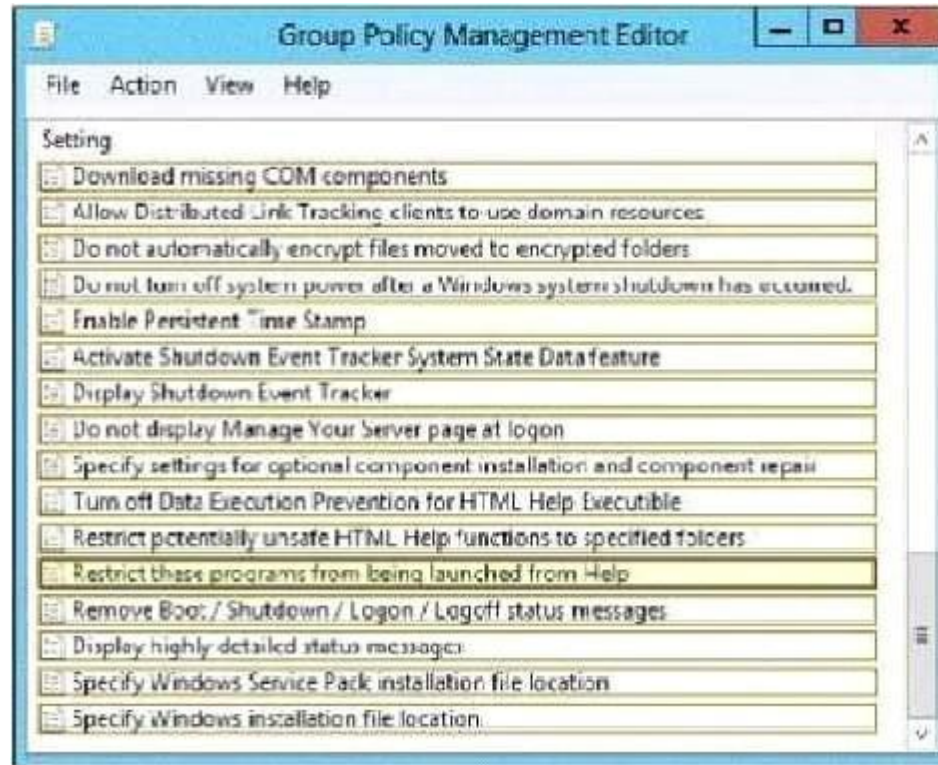
Explanation/Reference:

QUESTION 53

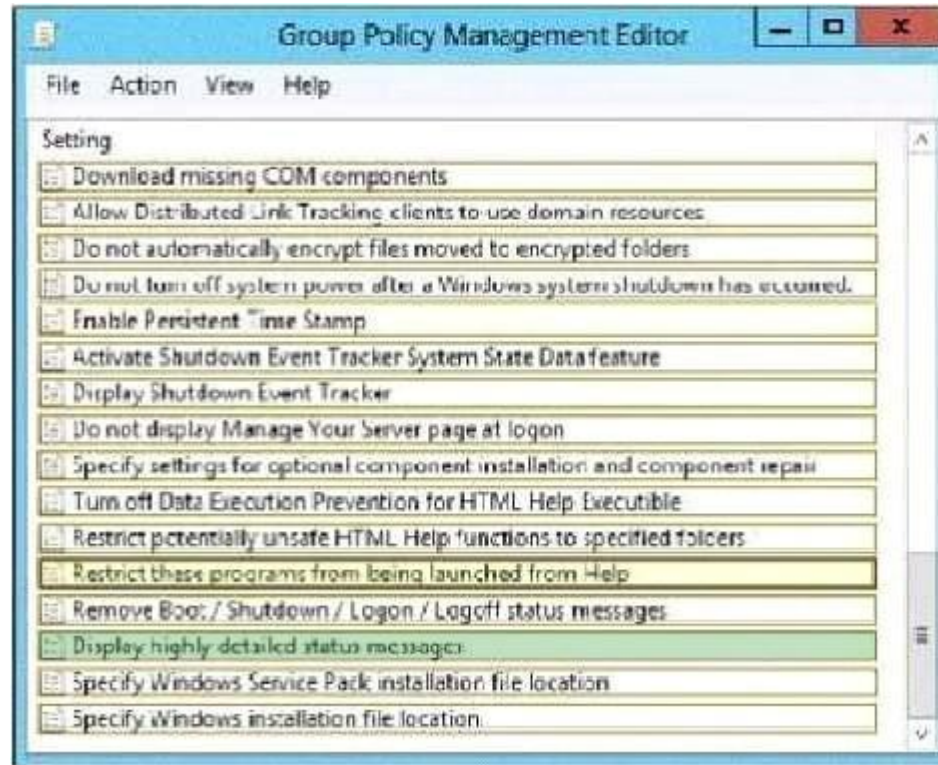
Your network contains an Active Directory domain called contoso.com. The domain contains a domain controller named DC1 that runs Windows server 2012. The domain contains some test client computers that run either Windows XP, Windows Vista, Windows 7, or Windows 8. The computer accounts for the test computers are located in an organizational unit (OU) named OU1. You have a Group Policy object (GPO) named GPO1 linked to OU1. GPO1 is used to assign several applications to the test computers. You need to ensure that when the test computers in OU1 restart, you can see which application installation is running currently. Which setting should you modify in GPO1?

To answer, select the appropriate setting in the answer area.

Hot Area:



Correct Answer:



Section: (none)

Explanation

Explanation/Reference:

QUESTION 54

Your network contains an Active Directory domain named corp.contoso.com. The domain contains a domain controller named DC1. When you run ping dcl.corp.contoso.com, you receive the result as shown in the exhibit.

```
Administrator: C:\Windows\system32\cmd.exe

C:\Windows\System32>ping dc1

Pinging DC1.corp.contoso.com [10.0.0.1] with 32 bytes of data:
Request timed out.
Request timed out.
Request timed out.
Request timed out.

Ping statistics for 10.0.0.1:
    Packets: Sent = 4, Received = 0, Lost = 4 (100% loss),

C:\Windows\System32>_
```

You need to ensure that DC1 can respond to the Ping command. Which rule should you modify?

To answer, select the appropriate rule in the answer area.

Hot Area:

Name	Group	Profile	Enabled	Action	Override	Programs
Online Responder Service (ICMPv4-In)	Online Responder Service	All	Yes	Block	No	System...
File and Printer Sharing (Echo Request - ICMPv4-In)	File and Printer Sharing	All	Yes	Block	No	Any
Core Networking - Internet Group Management Protocol (IGMP-In)	Core Networking	All	Yes	Block	No	System
Core Networking - Destination Unreachable (ICMPv4-In)	Core Networking	All	Yes	Block	No	System
Core Networking - Destination Unreachable (ICMPv6-In)	Core Networking	All	Yes	Block	No	System
Active Directory Domain Controller - NetBIOS name resolution (UDP-In)	Active Directory Domain Ser...	All	Yes	Block	No	System
Active Directory Domain Controller - Echo Request (ICMPv4-In)	Active Directory Domain Ser...	All	Yes	Block	No	Any
Active Directory Domain Controller - Echo Request (ICMPv6-In)	Active Directory Domain Ser...	All	Yes	Block	No	Any

Correct Answer:



Section: (none)

Explanation

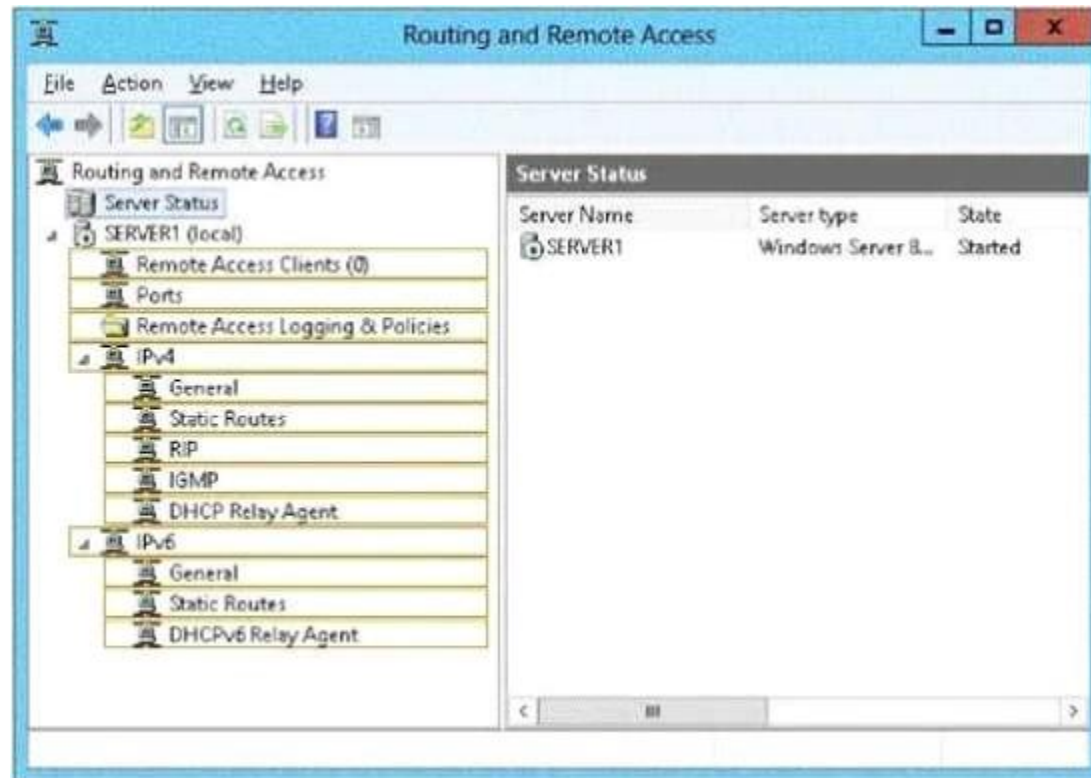
Explanation/Reference:

QUESTION 55

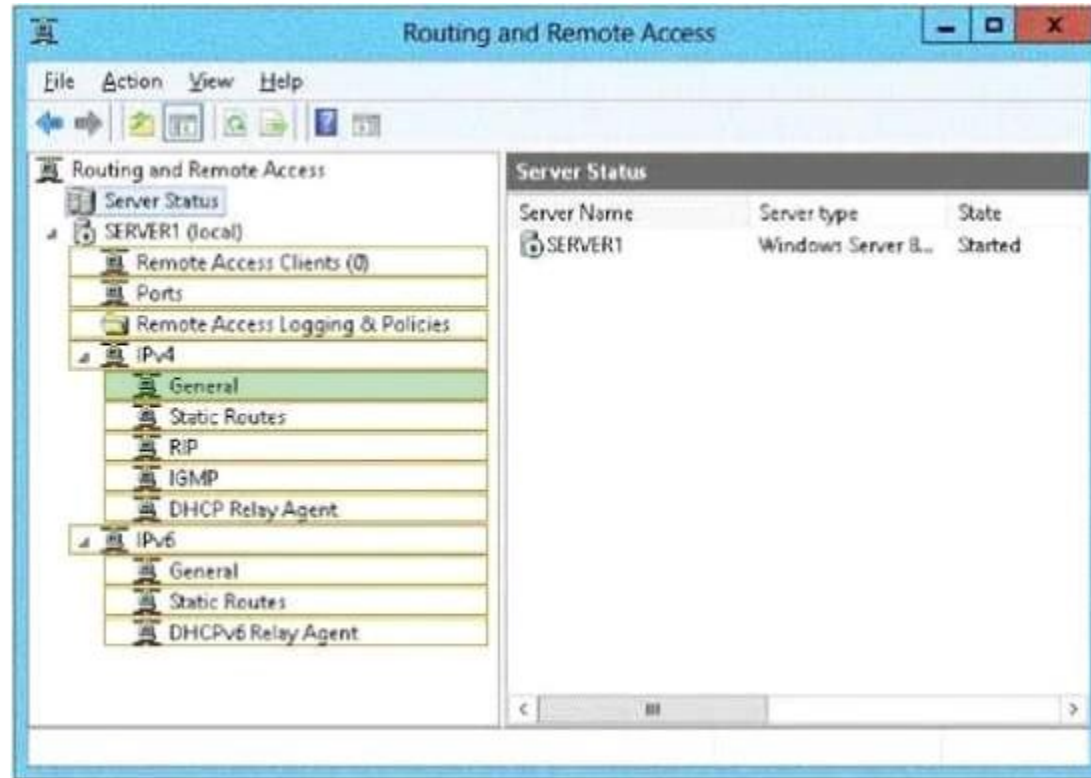
You have a server named Server1 that runs Windows Server 2012. Server1 has two network adapters and is located in a perimeter network. You need to configure Server1 as a network address translation (NAT) server. Which node should you use to add the NAT routing protocol?

To answer, select the appropriate node in the answer area.

Hot Area:



Correct Answer:



Section: (none)

Explanation

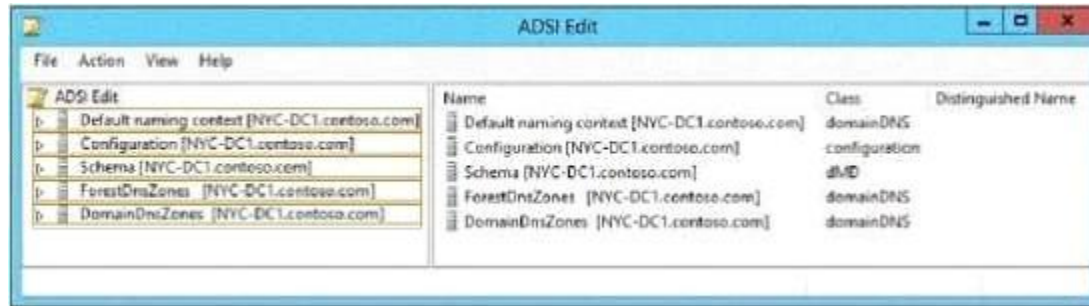
Explanation/Reference:

QUESTION 56

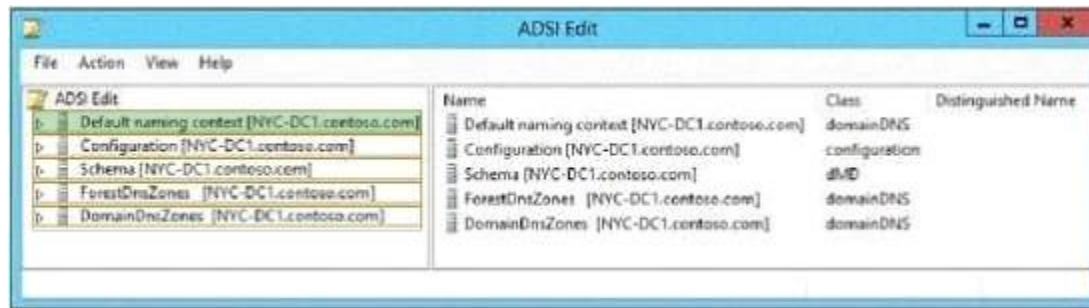
Your network contains an Active Directory forest named contoso.com. The forest contains a single domain. The contoso.com zone is Active Directory-integrated and configured to replicate to all of the domain controllers in the contoso.com domain. Server1 has a DNS record in the contoso.com zone. You need to verify when the DNS record for Server1 was last updated. In which Active Directory partition should you view the DNS record of Server1?

To answer, select the appropriate Active Directory partition in the answer area.

Hot Area:



Correct Answer:



Section: (none)

Explanation

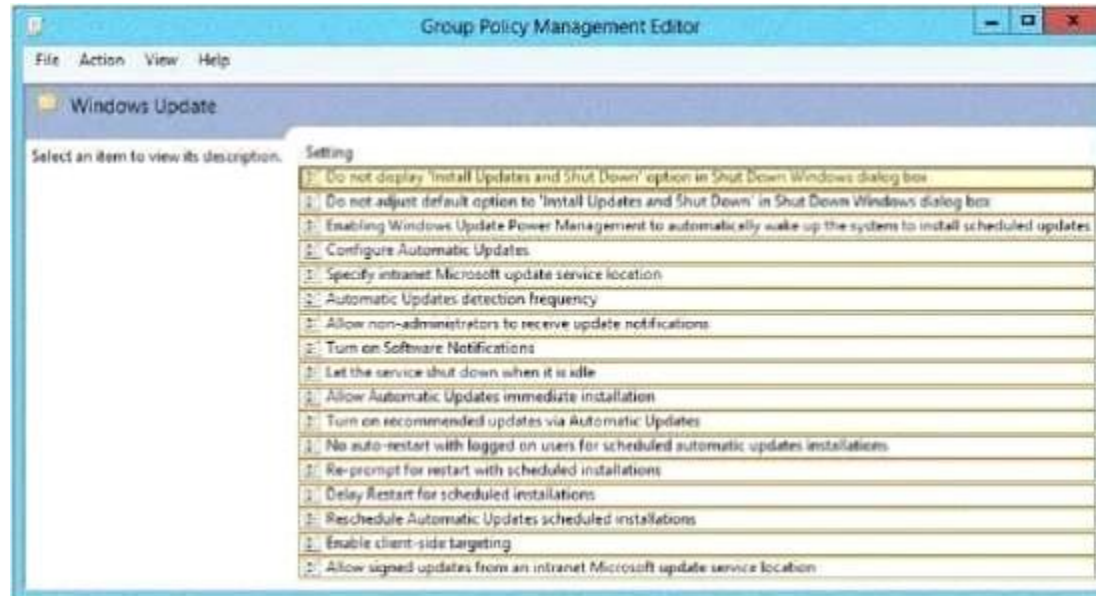
Explanation/Reference:

QUESTION 57

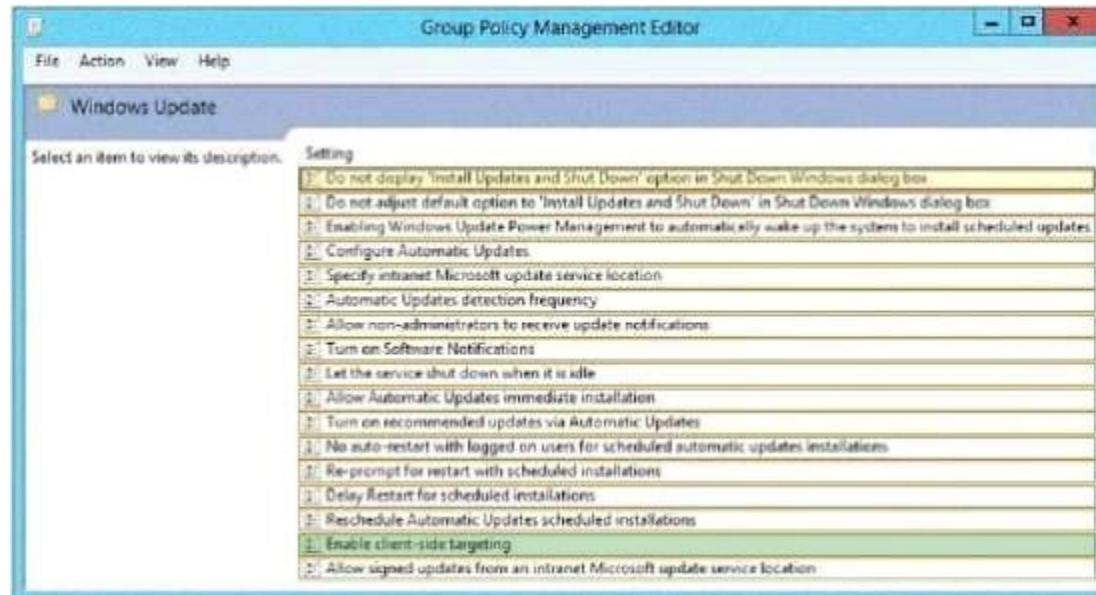
Your network contains an Active Directory domain named contoso.com. The domain contains a server named Server1 that runs Windows Server 2012. Server1 has the Windows Server Update Services server role installed. All client computers are configured to download updates from Server1. You have a Group Policy object (GPO) named GPO1 that is linked to an organizational unit (OU) named Sales_OU. You need to ensure that all of the computers in Sales_OU are added to a Windows Server Update Services (WSUS) computer group named SalesComputers. Which setting should you configure in the GPO?

To answer, select the appropriate setting in the answer area.

Hot Area:



Correct Answer:



Section: (none)

Explanation

Explanation/Reference:

QUESTION 58

Your network contains an Active Directory domain named contoso.com. You need to create a certificate template for the BitLocker Drive Encryption (BitLocker) Network Unlock feature. Which Cryptography setting of the certificate template should you modify?

To answer, select the appropriate setting in the answer area.

Hot Area:

The screenshot shows the 'Properties of New Template' dialog box with the 'Security' tab selected. The 'Superseded Templates' section is empty. The 'Extensions' section has 'Subject Name' set to 'Server' and 'Issuance Requirements' set to 'Request Handling'. The 'Cryptography' section shows 'Provider Category' as 'Legacy Cryptographic Service Provider', 'Algorithm name' as 'Determined by CSP', and 'Minimum key size' as '1024'. Under 'Choose which cryptographic providers can be used for requests', the radio button 'Requests must use one of the following providers:' is selected. The 'Providers' list includes 'Microsoft Enhanced Cryptographic Provider v1.0' (checked), 'Microsoft Base Cryptographic Provider v1.0', 'Microsoft Base DSS and Diffie-Hellman Cryptographic Provide', 'Microsoft DH SChannel Cryptographic Provider', and 'Microsoft Enhanced DSS and Diffie-Hellman Cryptographic Pr'. The 'Request hash' is set to 'Determined by CSP' and 'Use alternate signature format' is unchecked. The 'OK', 'Cancel', 'Apply', and 'Help' buttons are at the bottom.

Superseded Templates	Extensions	Security
Subject Name	Server	Issuance Requirements
Compatibility	General	Request Handling
Cryptography		

Provider Category: Legacy Cryptographic Service Provider

Algorithm name: Determined by CSP

Minimum key size: 1024

Choose which cryptographic providers can be used for requests

☐ Requests can use any provider available on the subject's computer

☒ Requests must use one of the following providers:

Providers:

- ☒ Microsoft Enhanced Cryptographic Provider v1.0
- ☐ Microsoft Base Cryptographic Provider v1.0
- ☐ Microsoft Base DSS and Diffie-Hellman Cryptographic Provide
- ☐ Microsoft DH SChannel Cryptographic Provider
- ☐ Microsoft Enhanced DSS and Diffie-Hellman Cryptographic Pr

Request hash: Determined by CSP

☐ Use alternate signature format

OK Cancel Apply Help

Correct Answer:

The screenshot shows the 'Properties of New Template' dialog box with the 'Security' tab selected. The 'Superseded Templates' section is empty. The 'Extensions' section shows 'Subject Name' and 'Server'. The 'Issuance Requirements' section shows 'Compatibility', 'General', 'Request Handling', and 'Cryptography'. The 'Provider Category' is set to 'Legacy Cryptographic Service Provider'. The 'Algorithm name' is 'Determined by CSP'. The 'Minimum key size' is '1024'. The 'Choose which cryptographic providers can be used for requests' section has two radio buttons: 'Requests can use any provider available on the subject's computer' (unselected) and 'Requests must use one of the following providers:' (selected). The 'Providers' list includes: 'Microsoft Enhanced Cryptographic Provider v1.0' (checked), 'Microsoft Base Cryptographic Provider v1.0' (unchecked), 'Microsoft Base DSS and Diffie-Hellman Cryptographic Provide' (unchecked), 'Microsoft DH SChannel Cryptographic Provider' (unchecked), and 'Microsoft Enhanced DSS and Diffie-Hellman Cryptographic Pr' (unchecked). The 'Request hash' is 'Determined by CSP'. The 'Use alternate signature format' checkbox is unchecked. The 'OK', 'Cancel', 'Apply', and 'Help' buttons are at the bottom.

Superseded Templates	Extensions	Security
Subject Name	Server	Issuance Requirements
Compatibility	General	Request Handling
		Cryptography

Provider Category: Legacy Cryptographic Service Provider

Algorithm name: Determined by CSP

Minimum key size: 1024

Choose which cryptographic providers can be used for requests

☐ Requests can use any provider available on the subject's computer

☒ Requests must use one of the following providers:

Providers:

- ☒ Microsoft Enhanced Cryptographic Provider v1.0
- ☐ Microsoft Base Cryptographic Provider v1.0
- ☐ Microsoft Base DSS and Diffie-Hellman Cryptographic Provide
- ☐ Microsoft DH SChannel Cryptographic Provider
- ☐ Microsoft Enhanced DSS and Diffie-Hellman Cryptographic Pr

Request hash: Determined by CSP

☐ Use alternate signature format

OK Cancel Apply Help

Section: (none)

Explanation

Explanation/Reference:

Fill in the Blank

QUESTION 1

You have a group managed Service Account name Account01. Only three servers named Server01, Server02 and Server03 are allowed to use Account01 service account.

You plan to decommission Server01.

You need to prevent Server01 from using the Account01 service account. The solution must ensure that Server02 and Server03 continue to use the Account01 service account.

What command should you run?

To answer, select the appropriate options in the answer area.

Answer Area

Name Account01

Remove-ADServiceAccount -DNSHostName Server01

Reset-ADServiceAccount -PrincipalsAllowedToReteriveMamagedPassword Server01

Set-ADServiceAccount -SAMAccountName Server02,Server03

-Server Server02,Server03 -PrincipalsAllowedToRetrieveManagedPassword Server02 Server03

Correct Answer: Set-ADServiceAccount -Name Account01 -PrincipalsAllowedToRetrieveManagedPassword Server02 Server03

Section: (none)

Explanation

Explanation/Reference: